INFRAMARK
INFRASTRUCTURE MANAGEMENT SERVICES

Oakstead
Community Development District

October 27, 2026

Agenda Package

2005 PAN AM CIRCLE, SUITE 300
TAMPA, FL 33706

CLEAR PARTNERSHIPS



Oakstead
Community Development District

Board of Supervisors
Fred Krauer, Chairman
Barbara Feldman, Vice Chairperson
Dennis Priebe, Assistant Secretary
Joe Cascio, Assistant Secretary

District Staff
Mark Vega, District Manager
Kathryn "KC" Hopkinson, District Counsel
Stephen Brletic, District Engineer
Luis Diaz, Field Manager
Lynn Tempura, Park & Clubhouse Director
Jason Liggett, Field Inspection Director
Sandra MacGregor, District Accountant
Diana Kapatsyna, District Admin

Regular Meeting Agenda

Wednesday, October 27, 2026, at 6:30 p.m.

The Regular Meeting of the **Oakstead Community Development District** will be held **on October 27, at 6:30 p.m. at the Oakstead Clubhouse, 3038 Oakstead Boulevard, Land O' Lakes, FL 34638.** Please let us know at least 24 hours in advance if you are planning to call into the meeting. Following is the Agenda for the Meeting:

Zoom Call information:

Meeting ID: 958 231 2252 Passcode: 129733

Phone: # 305-224-1968

THE REGULAR MEETING OF BOARD OF SUPERVISORS

1. **CALL TO ORDER/ROLL CALL**
2. **PUBLIC COMMENTS** *(Each individual has the opportunity to comment and is limited to three (3) minutes for such comment)*
3. **CONSENT AGENDA**
   - **A.** Consideration of Minutes from the Meeting held September 17, 2026
   - **B.** Acceptance of August - September 2026 Financial Statements
   - **C.** Acceptance of September 2026 Check Register
   - **D.** Acceptance of August - September 2026 Expenditures
   - **E.** Acceptance of Financial Snapshot
   - **F.** Ratification of AZ Tree Service Proposal #3959 for $25,000 Tree Removals
4. **STAFF REPORTS**
   - **A.** District Counsel
     - **i.** Discussion with HOA's regarding Trees
   - **B.** District Engineer
     - **i.** Discussion of ROW Survey and New Erosion issues at 3601 Ballastone and 19324 Weedon Ct
   - **C.** District Manager
   - **D.** Onsite Manager
5. **BOARD OF SUPERVISORS REQUESTS AND COMMENTS**
6. **PUBLIC COMMENTS** *(Each individual has the opportunity to comment and is limited to three (3) minutes for such comment)*
7. **ADJOURNMENT**

MINUTES OF MEETING
OAKSTEAD
COMMUNITY DEVELOPMENT DISTRICT

The regular meeting of the Board of Supervisors of the Oakstead Community Development District was held Tuesday, September 17, 2026, at 12:00 p.m. at the Oakstead Clubhouse, located at 3038 Oakstead Boulevard, Land O'Lakes, Florida 34638.

Present and constituting a quorum were:

Fred Krauer	Chairman
Barbara Feldman	Vice Chair *(via Zoom)*
Dennis Priebe	Assistant Secretary
Joe Cascio	Assistant Secretary

Also either in person or via Zoom Communications were:

Mark Vega	District Manager, Inframark
Lynn Tempura	Onsite Manager
Luis Diaz	Field Manager

This is not a certified or verbatim transcript but rather represents the context and summary of the meeting. The full meeting is available in audio format upon request. Contact the District Office for any related costs for an audio copy.

FIRST ORDER OF BUSINESS **Call to Order and Roll Call**

Mr. Vega called the meeting to order and conducted roll call. A quorum was established.

SECOND ORDER OF BUSINESS **Public Comments**

Resident Sheila Long raised concerns regarding landscaping issues inside the gate at Weymouth.

Resident asked when the engineer's report would be available.

Resident Ballastone reported that the gate is not working.

THIRD ORDER OF BUSINESS **Presentation by Vendors**

A. Presentation from Decorating Elves

> On MOTION by Mr. Priebe, seconded by Mr. Cascio, with all in favor, motion to approve the Decorating Elves presented the holiday lighting proposal, NTE $9,000, subject to final review by Lynn Tempera as presented carried. 4-0

B. Presentation from David M. Bechtel

The proposal will be revised.

FOURTH ORDER OF BUSINESS **Consent Agenda**

A. Consideration of Minutes from the Meeting held on August 26, 2026

B. Acceptance of July 2026 Financials Statements

C. Acceptance of July 2026 Check Register

D. Acceptance of July 2026 Expenditures

E. Acceptance of Financial Snapshot

> On MOTION by Ms. Feldman, seconded by Mr. Cascio, with all in favor, motion to approve the Fourth Order as presented carried. 4-0

FIFTH ORDER OF BUSINESS **Business Items**

None.

SIXTH ORDER OF BUSINESS **Staff Reports**

A. District Counsel

i. Discussion of Policies

Lynn will email the policies.

ii. Ratification of Resolution 2026-19; Setting FY 2027 Annual Meeting Schedule

The Board acknowledged receipt.

iii. Discussion of Frontier Non-Exclusive Marketing Agreement

The Board discussed the Frontier Non-Exclusive Marketing Agreement and directed that the matter be further discussed during the workshop.

B. District Engineer

i. Discussion of BDI District Engineer CDD Labor Rates

> On MOTION by Ms. Feldman, seconded by Mr. Cascio, with all in favor, motion to approve the BDI District Engineer CDD Labor Rates as presented carried. 4-0

C. District Manager

i. Discussion of Structural Engineering Proposals for 4 Bridge/Boardwalk

The Pasco will co-share the cost for the sidewalk or bridge.

ii. LR Structural

Reviewed and placed on hold until the District Engineer obtains an answer from Pasco County.

iii. Agenor & Campbell Structural Engineers, LLC (BDI Partner)

iv. Discussion of (4) Non-Structural Bridge Restoration Proposals

D. Onsite Manager

None.

SEVENTH ORDER OF BUSINESS **Supervisors' Requests and Comments**

Ms. Feldman – none.
Mr. Priebe

> On MOTION by Mr. Priebe, seconded by Mr. Krauer, with all in favor, motion to approve the Complete IT #6545, $120/month for email screening as presented carried. 4-0

Mr. Krauer – Luis has an arborist check the entry palms.
Mr. Cascio - proposed discussing the oak trees at the workshop and obtaining a reputable arborist to attend the October 14th workshop. He also requested additional information.

EIGHT ORDER OF BUSINESS **Adjournment**

> On MOTION by Mr. Cascio seconded by Ms. Feldman, with all in favor, the meeting was adjourned at 2:13 p.m. 4-0

_____

Chairman/Secretary

INFRAMARK
INFRASTRUCTURE MANAGEMENT SERVICES

Oakstead Community Development District

Financial Report

August 31, 2026



Table of Contents

FINANCIAL STATEMENTS

Balance Sheet - All Funds ..... Page 1

Statement of Revenues, Expenditures and Changes in Fund Balances

General Fund ..... Pages 2 -3

Debt Service Funds ..... Pages 4-5

SUPPORTING SCHEDULES

Non-Ad Valorem Special Assessments ..... Page 6

Assigned Reserves Report ..... Page 7

Cash and Investment Report ..... Page 8

Bank Reconciliation Reports ..... Pages 9-10

O&M Report and invoices ..... Pages 11-13

OAKSTEAD

Community Development District

Financial Statements

(Unaudited)

August 31, 2026

Balance Sheet
August 31, 2026

ACCOUNT DESCRIPTION	GENERAL FUND	SERIES 2016 A-1 DEBT SERVICE FUND	SERIES 2017 A-2 DEBT SERVICES FUND	TOTAL
ASSETS				
Cash - Checking Account	$ 342,234	$ -	$ -	$ 342,234
Cash On Hand/Petty Cash	250	-	-	250
Investments:				
Money Market Account	599,595	-	-	599,595
Interest Account A	-	4	-	4
Interest Fund (A-2)	-	-	4	4
Reserve Fund (A-2)	-	-	139,534	139,534
Reserve Fund A	-	160,056	-	160,056
Revenue Fund (A-2)	-	-	127,503	127,503
Revenue Fund A	-	151,452	-	151,452
Sinking Fund (A-2)	-	-	28	28
Sinking Fund A	-	34	-	34
Prepaid Items	1,983	-	-	1,983
Deposits	13,420	-	-	13,420
TOTAL ASSETS	**$ 957,482**	**$ 311,546**	**$ 267,069**	**$ 1,536,097**
LIABILITIES				
Accounts Payable	$ 10,702	$ -	$ -	$ 10,702
Accrued Expenses	10,690	-	-	10,690
TOTAL LIABILITIES	**21,392**	**-**	**-**	**21,392**
FUND BALANCES				
Nonspendable:				
Prepaid Items	1,983	-	-	1,983
Deposits	13,420	-	-	13,420
Restricted for:				
Debt Service	-	311,546	267,069	578,615
Assigned to:				
Operating Reserves	279,928	-	-	279,928
Reserves - Clubhouse	20,742	-	-	20,742
Reserves - Gate	10,000	-	-	10,000
Reserves - Landscape	50,000	-	-	50,000
Reserves - Ponds	27,985	-	-	27,985
Reserves - Tree Removal & Replacement	32,425	-	-	32,425
Reserves - Roadways	106,929	-	-	106,929
Reserves - Sidewalks	38,728	-	-	38,728
Reserves - Wall	49,251	-	-	49,251
Unassigned:	304,699	-	-	304,699
TOTAL FUND BALANCES	**$ 936,090**	**$ 311,546**	**$ 267,069**	**$ 1,514,705**
TOTAL LIABILITIES & FUND BALANCES	**$ 957,482**	**$ 311,546**	**$ 267,069**	**$ 1,536,097**

Statement of Revenues, Expenditures and Changes in Fund Balances
For the Period Ending August 31, 2026

ACCOUNT DESCRIPTION	ANNUAL ADOPTED BUDGET	YEAR TO DATE BUDGET	YEAR TO DATE ACTUAL	VARIANCE ($) FAV(UNFAV)	YTD ACTUAL AS A % OF ADOPTED BUD	AUG-26 ACTUAL
REVENUES						
Interest - Investments	$ 20,000	$ 18,334	$ 27,856	$ 9,522	139.28%	$ 1,780
Room Rentals	6,000	5,500	3,488	(2,012)	58.13%	550
Special Events	1,000	916	3,478	2,562	347.80%	1,149
Other Charges For Services	2,500	2,291	370	(1,921)	14.80%	-
Special Assmnts- Tax Collector	1,162,983	1,162,983	1,162,962	(21)	100.00%	-
Special Assmnts- Discounts	(46,519)	(46,519)	(44,194)	2,325	95.00%	-
Other Miscellaneous Revenues	500	500	-	(500)	0.00%	-
Non-Resident Members	-	-	6,800	6,800	0.00%	-
Gate Bar Code/Remotes	4,000	3,667	4,001	334	100.03%	896
TOTAL REVENUES	**1,150,464**	**1,147,672**	**1,164,761**	**17,089**	**101.24%**	**4,375**
EXPENDITURES						
Administration						
P/R-Board of Supervisors	24,000	22,000	19,000	3,000	79.17%	800
FICA Taxes	1,836	1,683	1,132	551	61.66%	61
ProfServ-Arbitrage Rebate	1,200	1,200	1,200	-	100.00%	-
ProfServ-Engineering	17,000	15,583	14,018	1,565	82.46%	-
ProfServ-Legal Services	10,000	9,166	14,913	(5,747)	149.13%	1,456
ProfServ-Mgmt Consulting	60,586	55,537	55,537	-	91.67%	5,049
ProfServ-Property Appraiser	150	150	150	-	100.00%	-
ProfServ-Special Assessment	12,000	12,000	12,000	-	100.00%	-
ProfServ-Trustee Fees	5,000	5,000	5,000	-	100.00%	-
ProfServ-Web Site Development	1,553	1,553	1,553	-	100.00%	-
Auditing Services	7,200	7,200	7,300	(100)	101.39%	-
Postage and Freight	1,200	1,100	641	459	53.42%	12
Insurance - General Liability	16,101	14,759	17,733	(2,974)	110.14%	-
Printing and Binding	800	734	-	734	0.00%	-
Legal Advertising	1,347	1,347	783	564	58.13%	304
Misc-Bank Charges	849	779	3,091	(2,312)	364.08%	374
Misc-Assessment Collection Cost	23,260	23,260	22,383	877	96.23%	-
Misc-Credit Card Fees	600	550	2,046	(1,496)	341.00%	175
Office Supplies	100	100	92	8	92.00%	8
Annual District Filing Fee	175	175	175	-	100.00%	-
Reserve - Sidewalks	-	-	109,500	(109,500)	0.00%	-
Total Administration	184,957	173,876	288,247	(114,371)	155.85%	8,239
Field						
Contracts-Landscape	259,410	237,793	229,295	8,498	88.39%	20,845
Contracts-Landscape Consultant	19,440	17,820	19,440	(1,620)	100.00%	3,240
Contracts-Mulch	31,900	31,900	31,900	-	100.00%	-
Contracts-Lakes	30,348	27,819	26,950	869	88.80%	2,450
Contracts-Florida Hwy Patrol	29,808	27,324	30,180	(2,856)	101.25%	2,700
Contracts-Annuals	25,200	25,200	38,138	(12,938)	151.34%	-
Contracts-Gate Wi-Fi	6,000	5,500	6,812	(1,312)	113.53%	-
Contracts-Gate CCTV	8,580	8,580	3,857	4,723	44.95%	485
Contracts-Gate Cloud Lift Master	4,572	4,191	2,960	1,231	64.74%	-
Electricity - Streetlights	99,000	90,750	80,008	10,742	80.82%	7,247
Utility - Reclaimed Water	22,921	21,011	18,443	2,568	80.46%	1,957
Insurance - Property	-	-	56,100	(56,100)	0.00%	-
R&M-Electrical	1,500	1,500	731	769	48.73%	-
R&M-Gate	10,000	9,167	24,814	(15,647)	248.14%	3,342

Statement of Revenues, Expenditures and Changes in Fund Balances
For the Period Ending August 31, 2026

ACCOUNT DESCRIPTION	ANNUAL ADOPTED BUDGET	YEAR TO DATE BUDGET	YEAR TO DATE ACTUAL	VARIANCE ($) FAV(UNFAV)	YTD ACTUAL AS A % OF ADOPTED BUD	AUG-26 ACTUAL
R&M-Other Landscape	10,000	9,167	19,968	(10,801)	199.68%	-
R&M-Irrigation	22,000	20,166	26,323	(6,157)	119.65%	511
R&M-Other Field	13,813	12,662	23,477	(10,815)	169.96%	2,361
R&M-Sidewalks	10,000	9,166	3,274	5,892	32.74%	-
R&M-Trees and Trimming	16,000	16,000	3,960	12,040	24.75%	-
R&M-Roads	2,500	2,292	-	2,292	0.00%	-
R&M-Pressure Washing	6,000	5,500	-	5,500	0.00%	-
R&M-Landscape Lighting	2,000	1,833	5,433	(3,600)	271.65%	-
Misc-Holiday Lighting	8,500	8,500	9,779	(1,279)	115.05%	-
Misc-Property Taxes	3,200	3,200	3,128	72	97.75%	-
Misc-Contingency	36,985	36,985	11,495	25,490	31.08%	-
Reserve - Landscaping	3,400	3,400	-	3,400	0.00%	-
Reserve - Ponds	-	-	51,400	(51,400)	0.00%	-
Total Field	683,077	637,426	727,865	(90,439)	106.56%	45,138
Parks and Recreation						
Payroll-Salaries	68,264	62,575	56,785	5,790	83.18%	4,755
Payroll-Hourly	72,952	66,873	91,069	(24,196)	124.83%	7,874
FICA Taxes	10,803	9,903	11,280	(1,377)	104.42%	966
Workers' Compensation	4,500	4,500	1,500	3,000	33.33%	-
Contracts-Security Services	480	440	715	(275)	148.96%	65
Contracts-Pools	17,820	16,335	43,340	(27,005)	243.21%	3,940
Contracts-Computer Support	3,000	2,750	5,660	(2,910)	188.67%	393
Contracts-Pest Control	3,060	2,805	2,830	(25)	92.48%	255
Communication - Telephone	3,420	3,135	2,474	661	72.34%	210
Utility - Gas	528	484	754	(270)	142.80%	67
Utility - Refuse Removal	2,760	2,530	3,290	(760)	119.20%	381
Utility - Water & Sewer	7,000	6,417	9,292	(2,875)	132.74%	626
R&M-Clubhouse	30,000	28,334	20,175	8,159	67.25%	945
R&M-Pools	9,000	8,250	20,845	(12,595)	231.61%	1,835
Miscellaneous Services	280	257	4,720	(4,463)	1685.71%	-
Misc-Public Relations	10,000	9,334	8,114	1,220	81.14%	175
Solid Waste Disposal Assessm.	1,920	1,920	2,143	(223)	111.61%	-
Newsletter Printing/Supplies	17,826	16,341	13,369	2,972	75.00%	-
Office Supplies	1,900	1,741	2,935	(1,194)	154.47%	175
Cleaning Supplies	1,700	1,559	2,103	(544)	123.71%	69
Op Supplies - Clubhouse	1,700	1,559	4,737	(3,178)	278.65%	1,017
Op Supplies - Pool Chemicals	7,000	6,416	27	6,389	0.39%	-
Reserve - Clubhouse	6,525	6,525	28,671	(22,146)	439.40%	-
Total Parks and Recreation	282,438	260,983	336,828	(75,845)	119.26%	23,748
TOTAL EXPENDITURES	**1,150,472**	**1,072,285**	**1,352,940**	**(280,655)**	**117.60%**	**77,125**
Excess (deficiency) of revenues Over (under) expenditures	(8)	75,387	(188,179)	(263,566)	2352237.50%	(72,750)
OTHER FINANCING SOURCES (USES)						
Contribution to (Use of) Fund Balance	(8)	-	-	-	0.00%	-
TOTAL FINANCING SOURCES (USES)	**(8)**	**-**	**-**	**-**	**0.00%**	**-**
Net change in fund balance	$ (8)	$ 75,387	$ (188,179)	$ (263,566)	2352237.50%	$ (72,750)
FUND BALANCE, BEGINNING (OCT 1, 2025)	**1,124,269**	**1,124,269**	**1,124,269**			
FUND BALANCE, ENDING	**$ 1,124,261**	**$ 1,199,656**	**$ 936,090**			

Statement of Revenues, Expenditures and Changes in Fund Balances
For the Period Ending August 31, 2026

ACCOUNT DESCRIPTION	ANNUAL ADOPTED BUDGET	YEAR TO DATE BUDGET	YEAR TO DATE ACTUAL	VARIANCE ($) FAV(UNFAV)	YTD ACTUAL AS A % OF ADOPTED BUD	AUG-26 ACTUAL
REVENUES						
Interest - Investments	$ -	$ -	$ 13,946	$ 13,946	0.00%	$ 931
Special Assmnts- Tax Collector	451,062	451,062	451,055	(7)	100.00%	-
Special Assmnts- Discounts	(18,042)	(18,042)	(17,141)	901	95.01%	-
TOTAL REVENUES	**433,020**	**433,020**	**447,860**	**14,840**	**103.43%**	**931**
EXPENDITURES						
Administration						
Misc-Assessment Collection Cost	9,021	9,021	8,680	341	96.22%	-
Total Administration	9,021	9,021	8,680	341	96.22%	-
Debt Service						
Principal Debt Retirement A-1	345,000	345,000	345,000	-	100.00%	-
Interest Expense Series A-1	80,673	80,673	80,673	-	100.00%	-
Total Debt Service	425,673	425,673	425,673	-	100.00%	-
TOTAL EXPENDITURES	**434,694**	**434,694**	**434,353**	**341**	**99.92%**	**-**
Excess (deficiency) of revenues Over (under) expenditures	(1,674)	(1,674)	13,507	15,181	-806.87%	931
OTHER FINANCING SOURCES (USES)						
Contribution to (Use of) Fund Balance	(1,674)	-	-	-	0.00%	-
TOTAL FINANCING SOURCES (USES)	**(1,674)**	**-**	**-**	**-**	**0.00%**	**-**
Net change in fund balance	$ (1,674)	$ (1,674)	$ 13,507	$ 15,181	-806.87%	$ 931
FUND BALANCE, BEGINNING (OCT 1, 2025)	**298,039**	**298,039**	**298,039**			
FUND BALANCE, ENDING	**$ 296,365**	**$ 296,365**	**$ 311,546**			

Statement of Revenues, Expenditures and Changes in Fund Balances
For the Period Ending August 31, 2026

ACCOUNT DESCRIPTION	ANNUAL ADOPTED BUDGET	YEAR TO DATE BUDGET	YEAR TO DATE ACTUAL	VARIANCE ($) FAV(UNFAV)	YTD ACTUAL AS A % OF ADOPTED BUD	AUG-26 ACTUAL
REVENUES						
Interest - Investments	$ -	$ -	$ 11,924	$ 11,924	0.00%	$ 798
Special Assmnts- Tax Collector	389,884	389,884	389,878	(6)	100.00%	-
Special Assmnts- Discounts	(15,595)	(15,595)	(14,816)	779	95.00%	-
TOTAL REVENUES	**374,289**	**374,289**	**386,986**	**12,697**	**103.39%**	**798**
EXPENDITURES						
Administration						
Misc-Assessment Collection Cost	7,798	7,798	7,503	295	96.22%	-
Total Administration	7,798	7,798	7,503	295	96.22%	-
Debt Service						
Principal Debt Retirement A-2	290,000	290,000	290,000	-	100.00%	-
Interest Expense Series A-2	78,843	78,843	78,843	-	100.00%	-
Total Debt Service	368,843	368,843	368,843	-	100.00%	-
TOTAL EXPENDITURES	**376,641**	**376,641**	**376,346**	**295**	**99.92%**	**-**
Excess (deficiency) of revenues Over (under) expenditures	(2,352)	(2,352)	10,640	12,992	-452.38%	798
OTHER FINANCING SOURCES (USES)						
Contribution to (Use of) Fund Balance	(2,352)	-	-	-	0.00%	-
TOTAL FINANCING SOURCES (USES)	**(2,352)**	**-**	**-**	**-**	**0.00%**	**-**
Net change in fund balance	$ (2,352)	$ (2,352)	$ 10,640	$ 12,992	-452.38%	$ 798
FUND BALANCE, BEGINNING (OCT 1, 2025)	**256,429**	**256,429**	**256,429**			
FUND BALANCE, ENDING	**$ 254,077**	**$ 254,077**	**$ 267,069**			

OAKSTEAD

Community Development District

Supporting Schedules

July 31, 2026

Non-Ad Valorem Special Assessments
(Pasco County Tax Collector - Monthly Collection Distributions)
For the Fiscal Year Ending September 30, 2026

					ALLOCATION BY FUND		
Date Rcvd	Net Amt Rcvd	Discount / (Penalties) Amount	Collection Costs	Gross Amount Received	General Fund	Ser 2016A1 Debt Service Fund	Ser 2017A2 Debt Service Fund
25-26 Assmnts				**$2,003,926**	**$1,162,980**	**$451,062**	**$389,884**
Allocation %				100%	58%	23%	19%
11/06/25	$ 33,077	$ 1,735	$ 675	$ 35,487	$ 20,595	$ 7,988	$ 6,904
11/14/25	140,861	5,989	2,875	149,725	86,893	33,701	29,131
11/20/25	92,200	3,920	1,882	98,002	56,875	22,059	19,067
11/26/25	47,834	2,034	976	50,844	29,508	11,445	9,892
12/05/25	1,262,770	53,665	25,771	1,342,206	778,950	302,116	261,140
12/11/25	136,901	5,794	2,794	145,488	84,434	32,748	28,306
12/18/25	22,624	783	462	23,869	13,852	5,373	4,644
01/09/26	37,758	1,192	771	39,720	23,052	8,941	7,728
02/12/26	41,055	855	838	42,747	24,809	9,622	8,317
03/12/26	17,333	166	354	17,852	10,361	4,018	3,473
04/09/26	37,741	17	770	38,528	22,360	8,672	7,496
05/12/26	1,600	-	33	1,633	948	368	318
05/12/26	920	-	19	939	545	211	183
06/05/26	3,663	-	75	3,738	2,169	841	727
06/15/26	12,846	-	270	13,116	7,612	2,952	2,552
	-	-	-	-	-	-	-
TOTAL	**$ 1,889,182**	**$ 76,150**	**$ 38,563**	**$ 2,003,895**	**$ 1,162,962**	**$ 451,055**	**$ 389,878**
% Collected				100%	100%	100%	100%
TOTAL O/S				**$ 30**	**$ 18**	**$ 7**	**$ 6**

Assigned Reserves Report
August-26

		Current Balance	Goal
GL #283010	**Operating Reserves - FY2025**	**$279,928**	**n/a**
GL #283185	**Reserves - Clubhouse**	**$20,742**	**$90,000**
GL #283410	**Reserves-Gates**	**$10,000**	**$10,000**
GL #283515	**Reserves-Landscape**	**$50,000**	**$30,000**
GL #283685	**Reserves - Ponds**	**$27,985**	**$90,000**
GL #283719	**Reserves-Tree Removal & Replacement**	**$32,425**	**$25,000**
GL #283760	**Reserves-Roadways**	**$106,929**	**$2,030,000**
GL #283790	**Reserves-Sidewalks**	**$38,728**	**$25,000**
GL #283880	**Reserves-Wall**	**$49,251**	**$50,000**
	Total Assigned Reserves	**$615,988**	**$2,350,000**

Cash and Investment Report
August 31, 2026

General Fund

Account Name	Bank Name	Investment Type	Maturity	Yield		Balance
Checking Account - Clubhouse	TRUIST Bank	Public Funds NOW	n/a	1.75%	$	10,998
Checking Account - Operating	Hancock Whitney Bank	Checking Account-1859	n/a	0.00%		331,236
			subtotal		$	342,234
Petty Cash	n/a	n/a	n/a	0.00%		250
Public Funds MMA	Bank United	Money Market Acct #0682	n/a	3.32%		599,595
			Subtotal-GF		$	942,079

Debt Service Funds

Account Name	Bank Name	Investment Type	Maturity	Yield		Balance
Ser 2016 A-1 Interest Fund	Hancock Whitney Bank	Goldman Sachs Govt Fund	n/a	3.60%	$	4
Ser 2016 A-1 Reserve Fund	Hancock Whitney Bank	Goldman Sachs Govt Fund	n/a	3.60%		160,056
Ser 2016 A-1 Revenue Fund	Hancock Whitney Bank	Goldman Sachs Govt Fund	n/a	3.60%		151,452
Ser 2016 A-1 Sinking Fund	Hancock Whitney Bank	Goldman Sachs Govt Fund	n/a	3.60%		34
			Subtotal-DS 204		$	311,546
Ser 2017 A-2 Interest Fund	Hancock Whitney Bank	Goldman Sachs Govt Fund	n/a	3.60%	$	4
Ser 2017 A-2 Reserve Fund	Hancock Whitney Bank	Goldman Sachs Govt Fund	n/a	3.60%		139,534
Ser 2017 A-2 Revenue Fund	Hancock Whitney Bank	Goldman Sachs Govt Fund	n/a	3.60%		127,503
Ser 2017 A-2 Sinking Fund	Hancock Whitney Bank	Goldman Sachs Govt Fund	n/a	3.60%		28
			Subtotal-DS 205		$	267,069
			Total All Funds		**$**	**1,520,694**

Bank Account Statement

Oakstead CDD

Bank Account No.	1859		
Statement No.	08-26	**Statement Date**	08/31/2026

G/L Account No. 101004 Balance	331,235.91	**Statement Balance**	359,200.91
		Outstanding Deposits	0.00
Positive Adjustments	0.00	**Subtotal**	359,200.91
Subtotal	331,235.91	**Outstanding Checks**	-27,965.00
Negative Adjustments	0.00	**Ending Balance**	331,235.91
Ending G/L Balance	331,235.91		

Posting Date	Document Type	Document No.	Vendor	Description	Amount	Cleared Amount	Difference
Outstanding Checks							
02/02/2026	Payment	14033	FLORIDA FLAG AND PENNANT	Check for Vendor V00015			-243.77
06/12/2026	Payment	14231	FASTSIGNS	Payment of Invoice 020827			-572.50
08/24/2026	Payment	14322	BUSINESS OBSERVER INC	Check for Vendor V00501			-76.56
08/24/2026	Payment	14323	COMPLETE I.T.	Check for Vendor V00481			-2,831.92
08/24/2026	Payment	14325	INFRAMARK LLC	Check for Vendor V00063			-12.48
08/24/2026	Payment	14326	JUNIPER LANDSCAPING OF FLORIDA LLC	Check for Vendor V00507			-21,355.89
08/24/2026	Payment	14328	PYE-BARKER FIRE & SAFETY, INC	Check for Vendor V00361			-386.95
08/24/2026	Payment	14329	STEVEN D TURNER	Check for Vendor V00506			-480.00
08/28/2026	Payment	14331	AMERICAN FENCE AT TAMPA BAY LLC	Check for Vendor V00500			-150.00
08/28/2026	Payment	14332	COMPLETE I.T.	Check for Vendor V00481			-700.00
08/28/2026	Payment	14334	NELSON'S CPR & FIRST AID	Check for Vendor V00220			-194.93
08/28/2026	Payment	14335	STEVEN D TURNER	Check for Vendor V00506			-480.00
08/28/2026	Payment	14336	TWO O EIGHT SECURITY, INC	Check for Vendor V00367			-480.00
Total Outstanding Checks							-27,965.00
Outstanding Deposits							
Total Outstanding Deposits							

Bank Account Statement

Oakstead CDD

Bank Account No.	5221		
Statement No.	08-26	**Statement Date**	08/31/2026

G/L Account No. 101000 Balance	10,997.63	**Statement Balance**	10,997.63
		Outstanding Deposits	0.00
Positive Adjustments	0.00	**Subtotal**	10,997.63
Subtotal	10,997.63	**Outstanding Checks**	0.00
Negative Adjustments	0.00	**Ending Balance**	10,997.63
Ending G/L Balance	10,997.63		

Posting Date	Document Type	Document No.	Vendor	Description	Amount	Cleared Amount	Difference
Outstanding Deposits							
Total Outstanding Deposits							

Oakstead CDD

Summary of Operations and Maintenance Invoices

Vendor	Invoice Date	Invoice/Account Number	Amount	Invoice Total	Vendor Total	Comments/Description
Miscellaneous						
AMERICAN FENCE AT TAMPA BAY LLC	8/25/2026	082526	$150.00			Replace Hinges on Gate by Clubhouse
BIG DOG LEO SERVICES, LLC	8/1/2026	JS-080126	$150.00			8/1/26 TRAFFIC ENFORCEMENT AND SECURITY PATROL
BSN SPORTS	7/15/2026	934594160	$1,179.98			PICKLEBALL NETS (2)
BUSINESS OBSERVER INC	7/31/2026	26-01909P	$227.50			Notice of Public Hearing
BUSINESS OBSERVER INC	8/7/2026	26-01952P	$76.56			Notice of Public Hearing
CHARTER COMMUNICATIONS - ACH	7/21/2026	0030738072126-ACH	$815.35			GATE WIFI ACCT 25497
CLEARVUE ENVIROMENTAL LLC	8/1/2026	1306	$2,450.00			AUG26 AQUATIC SERVICES
COMPLETE I.T.	8/1/2026	20890	$510.00			Liftmaster Community App
COMPLETE I.T.	8/1/2026	20926	$35.00			Brivo Access
COMPLETE I.T.	8/1/2026	20926	$18.00	$53.00		Brivo Access
COMPLETE I.T.	8/1/2026	F98A9F41-0026	$209.90			AUG26 VOIP SEATS, PHONE, PHONE RENTALS
COMPLETE I.T.	7/21/2026	20724	$128.50			2GIG Door Window Magnetic Wireless Sensor
COMPLETE I.T.	8/1/2026	20872	$192.95			AUG26 MSP PLAN CLOUD BACKUP & MS OFFICE 365
COMPLETE I.T.	8/1/2026	20873	$165.00			AUG26 GOOGLE EMAIL (10) WITH VAULT
COMPLETE I.T.	8/1/2026	20889	$484.50			AUG26 EAGLE EYE CAMERA 30 DAY CLOUD
COMPLETE I.T.	8/1/2026	20888	$65.00			AUG26 MONITORED BURGLAR ALARM SYSTEM
COMPLETE I.T.	8/6/2026	20958	$2,831.92			R&M GATE
COMPLETE I.T.	8/18/2026	21025	$700.00			CIT ACS Prox Key Fobs Blue
COOPER POOLS, INC.	7/20/2026	1989	$727.31			Stenner Pump 45M5 Series
COOPER POOLS, INC.	7/20/2026	1991	$284.02			Pipe Repairs Due to Wall Failure
COOPER POOLS, INC.	8/1/2026	2175	$3,940.00			MONTHLY POOL CLEANING
COOPER POOLS, INC.	8/27/2026	2267	$614.54			Repair Float Assembly
CULLIGAN GULF COAST WATER CONDITIONING, INC	7/16/2026	67173TP	$78.50			WATER DELIVERY
CULLIGAN GULF COAST WATER CONDITIONING, INC	8/1/2026	1005625	$7.00			COOLER RENTAL
CULLIGAN GULF COAST WATER CONDITIONING, INC	8/13/2026	69939TP	$69.00			WATER BOTTLES
DUKE ENERGY-ACH	7/16/2026	071626-7010-ACH	$6,942.45			STREET LIGHTS
FEDEX	7/21/2026	9-388-02395	$15.05			FEDEX CHARGES

Oakstead CDD

Summary of Operations and Maintenance Invoices

Vendor	Invoice Date	Invoice/Account Number	Amount	Invoice Total	Vendor Total	Comments/Description
FITREV, INC.	8/5/2026	39695	$390.00			Precor Left Crank
GABLES MOTORSPORTS WESLEY CHAPEL	7/24/2026	072426-1024825	$21,083.81			Polaris Ranger SP 570
GREYCIRCLE SECURITY GROUP LLC	8/3/2026	0001	$630.00			Pool Deck Security 7/11-12 &7/25-26
HUNT TALENT, LLC	7/31/2026	073126-	$50.00			Deposit for Valentine Event
INFRAMARK LLC	8/1/2026	186042	$5,048.83			ADMIN FEES
INFRAMARK LLC	8/1/2026	186042	$8.33	$5,057.16		RECORD STORAGE FEE
INFRAMARK LLC	8/19/2026	187201	$12.48			POSTAGE
JUNIPER LANDSCAPING OF FLORIDA LLC	8/1/2026	409933	$20,844.97			AUG 26 Landscape Maintenance
JUNIPER LANDSCAPING OF FLORIDA LLC	7/31/2026	409766	$202.73			IRRIGATION REPAIRS JUL MARCHMONT
JUNIPER LANDSCAPING OF FLORIDA LLC	7/31/2026	409764	$82.50			IRRIGATION REPAIRS JUL ENTRANCE
JUNIPER LANDSCAPING OF FLORIDA LLC	7/31/2026	409765	$65.75			IRRIGATION REPAIRS JUL CLUBHOUSE
JUNIPER LANDSCAPING OF FLORIDA LLC	7/31/2026	409763	$159.94		$21,355.89	IRRIGATION REPAIRS JUL KESWICK
LOWE'S COMPANIES	8/2/2026	080226-0316-ACH	$128.09			CONCRETE / KEYS/TOOLS
LOWE'S COMPANIES	8/2/2026	080226-0316-ACH	$61.32			CLEANING SUPPLIES
LOWE'S COMPANIES	8/2/2026	080226-0316-ACH	$46.10	$235.51	$235.51	PLASTIC MESH
MOZART'S ARTISTIC DESIGNS	7/23/2026	26-9604	$2,095.00			7/23/26 Ballastone Gate Repairs
MRIC SPATIAL LLC	7/20/2026	3389	$10,000.00			TOPOGRAPHY SURVEY Keswick
MRIC SPATIAL LLC	7/31/2026	3401	$10,500.00			TOPOGRAPHY SURVEY Tanglewylde
MRIC SPATIAL LLC	7/31/2026	3400	$12,200.00			TOPOGRAPHY SURVEY Strathmore
MRIC SPATIAL LLC	7/20/2026	3369	$8,000.00			TOPOGRAPHY SURVEY Ashmonte
NELSON'S CPR & FIRST AID	8/19/2026	4147	$194.93			Philips OnSite Adult Pads
NOEL LeBLANC	6/5/2026	26-06-05	$150.00			DJ Service JUN2026
NOEL LeBLANC	7/10/2026	26-0710	$150.00		$300.00	DJ SRVCS FOR FIRST FRIDAY
OLM	7/31/2026	47779	$1,620.00			LANDSCAPE INSPECT
PASCO COUNTY UTILITIES SERVICE - ACH	8/4/2026	080426-9650-ACH	$625.52			SVC PRD 6/16-7/16/26
PASCO COUNTY UTILITIES SERVICE - ACH	8/4/2026	080426-0570-ACH	$43.43			SVC PRD 6/16-7/16/26
PASCO COUNTY UTILITIES SERVICE - ACH	8/4/2026	080426-0575-ACH	$855.47			SVC PRD 6/16-7/16/26

Oakstead CDD

Summary of Operations and Maintenance Invoices

Vendor	Invoice Date	Invoice/Account Number	Amount	Invoice Total	Vendor Total	Comments/Description
PASCO COUNTY UTILITIES SERVICE - ACH	8/4/2026	080426-0550-ACH	$451.47			SVC PRD 6/16-7/16/26
PASCO COUNTY UTILITIES SERVICE - ACH	8/4/2026	080426-0555-ACH	$607.01			SVC PRD 6/16-7/16/26
PHOENIX SERVICE SYSTEMS, INC	8/4/2026	32123	$255.00			AUG 26 PEST & RODENT CONTROL
PYE-BARKER FIRE & SAFETY, INC	8/14/2026	IV01289757	$386.95			FIRE EXT. INSPECTION (Tax Exempt)
SPECTRUM - ACH	7/30/2026	073026-8315-ACH	$44.77			TV & INTERNET
STEVEN D TURNER	7/29/2026	072926-ST	$240.00			TRAFFIC ENFORCEMENT AND SECURITY PATROL
STEVEN D TURNER	7/20/2026	072026-ST	$240.00			TRAFFIC ENFORCEMENT AND SECURITY PATROL
STEVEN D TURNER	7/27/2026	072726-ST	$240.00			TRAFFIC ENFORCEMENT AND SECURITY PATROL
STEVEN D TURNER	7/23/2026	072326-ST	$240.00			TRAFFIC ENFORCEMENT AND SECURITY PATROL
STEVEN D TURNER	8/3/2026	080326-ST	$240.00			TRAFFIC ENFORCEMENT AND SECURITY PATROL
STEVEN D TURNER	8/5/2026	080526-ST	$240.00			TRAFFIC ENFORCEMENT AND SECURITY PATROL
STEVEN D TURNER	8/12/2026	081226-ST	$240.00			TRAFFIC ENFORCEMENT AND SECURITY PATROL
STEVEN D TURNER	8/10/2026	081026-ST	$240.00			TRAFFIC ENFORCEMENT AND SECURITY PATROL
STEVEN D TURNER	8/22/2026	082226-ST	$240.00			TRAFFIC ENFORCEMENT AND SECURITY PATROL
STEVEN D TURNER	8/24/2026	082426-ST	$240.00			TRAFFIC ENFORCEMENT AND SECURITY PATROL
STRALEY ROBIN VERICKER	7/21/2026	28769	$1,492.00			Legal Service Through 6/30/25
STRALEY ROBIN VERICKER	8/14/2026	28875	$1,456.00			Legal Service Through 7/31/25
TECO PEOPLES GAS - ACH	8/3/2026	080326-2101-ACH	$67.41			SVC PRD 7/1-7/30/26
TRUIST BANK-8900 ACH from #5221	7/26/2026	072626-8900	$2,304.77			Purchases
TRUIST BANK-8900 ACH from #5221	7/26/2026	072626-8900	$7.68			PURCHASES
TRUIST BANK-8900 ACH from #5221	7/26/2026	072626-8900	$25.00			Purchases
TRUIST BANK-8900 ACH from #5221	7/26/2026	072626-8900	$175.46	$2,512.91	$2,512.91	Purchases
TWO O EIGHT SECURITY, INC	7/8/2026	070826-JH	$240.00			TRAFFIC ENFORCEMENT AND SECURITY PATROL
TWO O EIGHT SECURITY, INC	7/22/2026	072226-JH	$240.00		$480.00	TRAFFIC ENFORCEMENT AND SECURITY PATROL
WASTE CONNECTIONS OF FL - ACH	8/20/2026	9044203W425-ACH	$380.12			SVC PRD 9/1-9/30/26
Miscellaneous Subtotal			**$128,850.87**			
TOTAL			**$128,850.87**			

INFRAMARK
INFRASTRUCTURE MANAGEMENT SERVICES

Oakstead Community Development District

Financial Report

September 30, 2026

CLEAR PARTNERSHIPS



Table of Contents

FINANCIAL STATEMENTS

Balance Sheet - All Funds ..... Page 1

Statement of Revenues, Expenditures and Changes in Fund Balances

General Fund ..... Pages 2 -3

Debt Service Funds ..... Pages 4-5

SUPPORTING SCHEDULES

Non-Ad Valorem Special Assessments ..... Page 6

Assigned Reserves Report ..... Page 7

Cash and Investment Report ..... Page 8

Bank Reconciliation Reports ..... Pages 9-10

Check Register ..... Pages 11-14

OAKSTEAD

Community Development District

Financial Statements

(Unaudited)

September 30, 2026

Balance Sheet
September 30, 2026

ACCOUNT DESCRIPTION	GENERAL FUND	SERIES 2016 A-1 DEBT SERVICE FUND	SERIES 2017 A-2 DEBT SERVICES FUND	TOTAL
ASSETS				
Cash - Checking Account	$ 227,329	$ -	$ -	$ 227,329
Cash On Hand/Petty Cash	250	-	-	250
Cash in Transit	-	6	5	11
Due From Other Gov'tl Units	31	-	-	31
Investments:				
Money Market Account	601,270	-	-	601,270
Interest Account A	-	4	-	4
Interest Fund (A-2)	-	-	4	4
Reserve Fund (A-2)	-	-	139,956	139,956
Reserve Fund A	-	160,540	-	160,540
Revenue Fund (A-2)	-	-	127,888	127,888
Revenue Fund A	-	151,910	-	151,910
Sinking Fund (A-2)	-	-	29	29
Sinking Fund A	-	34	-	34
Prepaid Items	1,991	-	-	1,991
Deposits	13,420	-	-	13,420
TOTAL ASSETS	**$ 844,291**	**$ 312,494**	**$ 267,882**	**$ 1,424,667**
LIABILITIES				
Accounts Payable	$ 12,397	$ -	$ -	$ 12,397
Accrued Expenses	8,770	-	-	8,770
Due To Other Funds	11	-	-	11
TOTAL LIABILITIES	**21,178**	**-**	**-**	**21,178**
FUND BALANCES				
Nonspendable:				
Prepaid Items	1,991	-	-	1,991
Deposits	13,420	-	-	13,420
Restricted for:				
Debt Service	-	312,494	267,882	580,376
Assigned to:				
Operating Reserves	279,928	-	-	279,928
Reserves - Clubhouse	20,742	-	-	20,742
Reserves - Gate	10,000	-	-	10,000
Reserves - Landscape	50,000	-	-	50,000
Reserves - Ponds	27,985	-	-	27,985
Reserves - Tree Removal & Replacement	32,425	-	-	32,425
Reserves - Roadways	106,929	-	-	106,929
Reserves - Sidewalks	38,728	-	-	38,728
Reserves - Wall	49,251	-	-	49,251
Unassigned:	191,714	-	-	191,714
TOTAL FUND BALANCES	**$ 823,113**	**$ 312,494**	**$ 267,882**	**$ 1,403,489**
TOTAL LIABILITIES & FUND BALANCES	**$ 844,291**	**$ 312,494**	**$ 267,882**	**$ 1,424,667**

Statement of Revenues, Expenditures and Changes in Fund Balances
For the Period Ending September 30, 2026

ACCOUNT DESCRIPTION	ANNUAL ADOPTED BUDGET	YEAR TO DATE BUDGET	YEAR TO DATE ACTUAL	VARIANCE ($) FAV(UNFAV)	YTD ACTUAL AS A % OF ADOPTED BUD	SEP-26 ACTUAL
REVENUES						
Interest - Investments	$ 20,000	$ 20,000	$ 29,549	$ 9,549	147.75%	$ 1,691
Room Rentals	6,000	6,000	3,938	(2,062)	65.63%	450
Special Events	1,000	1,000	3,478	2,478	347.80%	-
Other Charges For Services	2,500	2,500	370	(2,130)	14.80%	-
Special Assmnts- Tax Collector	1,162,983	1,162,983	1,162,978	(5)	100.00%	16
Special Assmnts- Discounts	(46,519)	(46,519)	(44,194)	2,325	95.00%	-
Other Miscellaneous Revenues	500	500	-	(500)	0.00%	-
Non-Resident Members	-	-	6,800	6,800	0.00%	-
Gate Bar Code/Remotes	4,000	4,000	4,075	75	101.88%	74
TOTAL REVENUES	**1,150,464**	**1,150,464**	**1,166,994**	**16,530**	**101.44%**	**2,231**
EXPENDITURES						
Administration						
P/R-Board of Supervisors	24,000	24,000	20,600	3,400	85.83%	1,600
FICA Taxes	1,836	1,836	1,255	581	68.36%	122
ProfServ-Arbitrage Rebate	1,200	1,200	1,200	-	100.00%	-
ProfServ-Engineering	17,000	17,000	14,018	2,982	82.46%	-
ProfServ-Legal Services	10,000	10,000	15,828	(5,828)	158.28%	915
ProfServ-Mgmt Consulting	60,586	60,586	60,586	-	100.00%	5,049
ProfServ-Property Appraiser	150	150	150	-	100.00%	-
ProfServ-Special Assessment	12,000	12,000	12,000	-	100.00%	-
ProfServ-Trustee Fees	5,000	5,000	5,000	-	100.00%	-
ProfServ-Web Site Development	1,553	1,553	1,553	-	100.00%	-
Auditing Services	7,200	7,200	7,300	(100)	101.39%	-
Postage and Freight	1,200	1,200	669	531	55.75%	28
Insurance - General Liability	16,101	16,101	17,733	(1,632)	110.14%	-
Printing and Binding	800	800	2,036	(1,236)	254.50%	2,036
Legal Advertising	1,347	1,347	903	444	67.04%	120
Misc-Bank Charges	849	849	3,360	(2,511)	395.76%	268
Misc-Assessment Collection Cost	23,260	23,260	22,384	876	96.23%	-
Misc-Credit Card Fees	600	600	2,202	(1,602)	367.00%	157
Office Supplies	100	100	100	-	100.00%	8
Annual District Filing Fee	175	175	175	-	100.00%	-
Reserve - Sidewalks	-	-	142,165	(142,165)	0.00%	32,665
Total Administration	184,957	184,957	331,217	(146,260)	179.08%	42,968
Field						
Contracts-Landscape	259,410	259,410	250,140	9,270	96.43%	20,845
Contracts-Landscape Consultant	19,440	19,440	19,440	-	100.00%	-
Contracts-Mulch	31,900	31,900	31,900	-	100.00%	-
Contracts-Lakes	30,348	30,348	29,400	948	96.88%	2,450
Contracts-Florida Hwy Patrol	29,808	29,808	32,130	(2,322)	107.79%	1,950
Contracts-Annuals	25,200	25,200	38,138	(12,938)	151.34%	-
Contracts-Gate Wi-Fi	6,000	6,000	7,627	(1,627)	127.12%	815
Contracts-Gate CCTV	8,580	8,580	4,342	4,238	50.61%	485
Contracts-Gate Cloud Lift Master	4,572	4,572	2,960	1,612	64.74%	-
Electricity - Streetlights	99,000	99,000	87,308	11,692	88.19%	7,299
Utility - Reclaimed Water	22,921	22,921	22,517	404	98.24%	2,352
Insurance - Property	-	-	56,100	(56,100)	0.00%	-
R&M-Electrical	1,500	1,500	731	769	48.73%	-
R&M-Gate	10,000	10,000	28,104	(18,104)	281.04%	3,290

Statement of Revenues, Expenditures and Changes in Fund Balances
For the Period Ending September 30, 2026

ACCOUNT DESCRIPTION	ANNUAL ADOPTED BUDGET	YEAR TO DATE BUDGET	YEAR TO DATE ACTUAL	VARIANCE ($) FAV(UNFAV)	YTD ACTUAL AS A % OF ADOPTED BUD	SEP-26 ACTUAL
R&M-Other Landscape	10,000	10,000	19,968	(9,968)	199.68%	-
R&M-Irrigation	22,000	22,000	28,138	(6,138)	127.90%	1,816
R&M-Other Field	13,813	13,813	24,207	(10,394)	175.25%	730
R&M-Sidewalks	10,000	10,000	5,798	4,202	57.98%	2,524
R&M-Trees and Trimming	16,000	16,000	3,960	12,040	24.75%	-
R&M-Roads	2,500	2,500	-	2,500	0.00%	-
R&M-Pressure Washing	6,000	6,000	-	6,000	0.00%	-
R&M-Landscape Lighting	2,000	2,000	5,433	(3,433)	271.65%	-
Misc-Holiday Lighting	8,500	8,500	9,779	(1,279)	115.05%	-
Misc-Property Taxes	3,200	3,200	3,128	72	97.75%	-
Misc-Contingency	36,985	36,985	11,495	25,490	31.08%	-
Reserve - Landscaping	3,400	3,400	-	3,400	0.00%	-
Reserve - Ponds	-	-	55,100	(55,100)	0.00%	3,700
Total Field	683,077	683,077	777,843	(94,766)	113.87%	48,256
Parks and Recreation						
Payroll-Salaries	68,264	68,264	61,540	6,724	90.15%	4,755
Payroll-Hourly	72,952	72,952	98,879	(25,927)	135.54%	7,810
FICA Taxes	10,803	10,803	12,242	(1,439)	113.32%	961
Workers' Compensation	4,500	4,500	1,500	3,000	33.33%	-
Contracts-Security Services	480	480	780	(300)	162.50%	65
Contracts-Pools	17,820	17,820	47,280	(29,460)	265.32%	3,940
Contracts-Computer Support	3,000	3,000	6,053	(3,053)	201.77%	393
Contracts-Pest Control	3,060	3,060	3,085	(25)	100.82%	255
Communication - Telephone	3,420	3,420	2,683	737	78.45%	210
Utility - Gas	528	528	821	(293)	155.49%	67
Utility - Refuse Removal	2,760	2,760	3,670	(910)	132.97%	380
Utility - Water & Sewer	7,000	7,000	7,939	(939)	113.41%	369
R&M-Clubhouse	30,000	30,000	21,122	8,878	70.41%	947
R&M-Pools	9,000	9,000	21,720	(12,720)	241.33%	875
Miscellaneous Services	280	280	4,720	(4,440)	1685.71%	-
Misc-Public Relations	10,000	10,000	9,001	999	90.01%	887
Solid Waste Disposal Assessm.	1,920	1,920	2,143	(223)	111.61%	-
Newsletter Printing/Supplies	17,826	17,826	14,855	2,971	83.33%	1,485
Office Supplies	1,900	1,900	3,168	(1,268)	166.74%	233
Cleaning Supplies	1,700	1,700	2,250	(550)	132.35%	147
Op Supplies - Clubhouse	1,700	1,700	4,941	(3,241)	290.65%	204
Op Supplies - Pool Chemicals	7,000	7,000	27	6,973	0.39%	-
Reserve - Clubhouse	6,525	6,525	28,671	(22,146)	439.40%	-
Total Parks and Recreation	282,438	282,438	359,090	(76,652)	127.14%	23,983
TOTAL EXPENDITURES	**1,150,472**	**1,150,472**	**1,468,150**	**(317,678)**	**127.61%**	**115,207**
Excess (deficiency) of revenues Over (under) expenditures	(8)	(8)	(301,156)	(301,148)	3764450.00%	(112,976)
OTHER FINANCING SOURCES (USES)						
Contribution to (Use of) Fund Balance	(8)	-	-	-	0.00%	-
TOTAL FINANCING SOURCES (USES)	**(8)**	**-**	**-**	**-**	**0.00%**	**-**
Net change in fund balance	$ (8)	$ (8)	$ (301,156)	$ (301,148)	3764450.00%	$ (112,976)
FUND BALANCE, BEGINNING (OCT 1, 2025)	**1,124,269**	**1,124,269**	**1,124,269**			
FUND BALANCE, ENDING	**$ 1,124,261**	**$ 1,124,261**	**$ 823,113**			

Statement of Revenues, Expenditures and Changes in Fund Balances
For the Period Ending September 30, 2026

ACCOUNT DESCRIPTION	ANNUAL ADOPTED BUDGET	YEAR TO DATE BUDGET	YEAR TO DATE ACTUAL	VARIANCE ($) FAV(UNFAV)	YTD ACTUAL AS A % OF ADOPTED BUD	SEP-26 ACTUAL
REVENUES						
Interest - Investments	$ -	$ -	$ 14,888	$ 14,888	0.00%	$ 942
Special Assmnts- Tax Collector	451,062	451,062	451,061	(1)	100.00%	6
Special Assmnts- Discounts	(18,042)	(18,042)	(17,141)	901	95.01%	-
TOTAL REVENUES	**433,020**	**433,020**	**448,808**	**15,788**	**103.65%**	**948**
EXPENDITURES						
Administration						
Misc-Assessment Collection Cost	9,021	9,021	8,680	341	96.22%	-
Total Administration	9,021	9,021	8,680	341	96.22%	-
Debt Service						
Principal Debt Retirement A-1	345,000	345,000	345,000	-	100.00%	-
Interest Expense Series A-1	80,673	80,673	80,673	-	100.00%	-
Total Debt Service	425,673	425,673	425,673	-	100.00%	-
TOTAL EXPENDITURES	**434,694**	**434,694**	**434,353**	**341**	**99.92%**	**-**
Excess (deficiency) of revenues Over (under) expenditures	(1,674)	(1,674)	14,455	16,129	-863.50%	948
OTHER FINANCING SOURCES (USES)						
Contribution to (Use of) Fund Balance	(1,674)	-	-	-	0.00%	-
TOTAL FINANCING SOURCES (USES)	**(1,674)**	**-**	**-**	**-**	**0.00%**	**-**
Net change in fund balance	$ (1,674)	$ (1,674)	$ 14,455	$ 16,129	-863.50%	$ 948
FUND BALANCE, BEGINNING (OCT 1, 2025)	**298,039**	**298,039**	**298,039**			
FUND BALANCE, ENDING	**$ 296,365**	**$ 296,365**	**$ 312,494**			

Statement of Revenues, Expenditures and Changes in Fund Balances
For the Period Ending September 30, 2026

ACCOUNT DESCRIPTION	ANNUAL ADOPTED BUDGET	YEAR TO DATE BUDGET	YEAR TO DATE ACTUAL	VARIANCE ($) FAV(UNFAV)	YTD ACTUAL AS A % OF ADOPTED BUD	SEP-26 ACTUAL
REVENUES						
Interest - Investments	$ -	$ -	$ 12,731	$ 12,731	0.00%	$ 807
Special Assmnts- Tax Collector	389,884	389,884	389,884	-	100.00%	5
Special Assmnts- Discounts	(15,595)	(15,595)	(14,816)	779	95.00%	-
TOTAL REVENUES	**374,289**	**374,289**	**387,799**	**13,510**	**103.61%**	**812**
EXPENDITURES						
Administration						
Misc-Assessment Collection Cost	7,798	7,798	7,503	295	96.22%	-
Total Administration	7,798	7,798	7,503	295	96.22%	-
Debt Service						
Principal Debt Retirement A-2	290,000	290,000	290,000	-	100.00%	-
Interest Expense Series A-2	78,843	78,843	78,843	-	100.00%	-
Total Debt Service	368,843	368,843	368,843	-	100.00%	-
TOTAL EXPENDITURES	**376,641**	**376,641**	**376,346**	**295**	**99.92%**	**-**
Excess (deficiency) of revenues Over (under) expenditures	(2,352)	(2,352)	11,453	13,805	-486.95%	812
OTHER FINANCING SOURCES (USES)						
Contribution to (Use of) Fund Balance	(2,352)	-	-	-	0.00%	-
TOTAL FINANCING SOURCES (USES)	**(2,352)**	**-**	**-**	**-**	**0.00%**	**-**
Net change in fund balance	$ (2,352)	$ (2,352)	$ 11,453	$ 13,805	-486.95%	$ 812
FUND BALANCE, BEGINNING (OCT 1, 2025)	**256,429**	**256,429**	**256,429**			
FUND BALANCE, ENDING	**$ 254,077**	**$ 254,077**	**$ 267,882**			

OAKSTEAD

Community Development District

Supporting Schedules

September 30, 2026

Non-Ad Valorem Special Assessments
(Pasco County Tax Collector - Monthly Collection Distributions)
For the Fiscal Year Ending September 30, 2026

					ALLOCATION BY FUND		
Date Rcvd	Net Amt Rcvd	Discount / (Penalties) Amount	Collection Costs	Gross Amount Received	General Fund	Ser 2016A1 Debt Service Fund	Ser 2017A2 Debt Service Fund
25-26 Assmnts				**$2,003,926**	**$1,162,980**	**$451,062**	**$389,884**
Allocation %				100%	58%	23%	19%
11/06/25	$ 33,077	$ 1,735	$ 675	$ 35,487	$ 20,595	$ 7,988	$ 6,904
11/14/25	140,861	5,989	2,875	149,725	86,893	33,701	29,131
11/20/25	92,200	3,920	1,882	98,002	56,875	22,059	19,067
11/26/25	47,834	2,034	976	50,844	29,508	11,445	9,892
12/05/25	1,262,770	53,665	25,771	1,342,206	778,950	302,116	261,140
12/11/25	136,901	5,794	2,794	145,488	84,434	32,748	28,306
12/18/25	22,624	783	462	23,869	13,852	5,373	4,644
01/09/26	37,758	1,192	771	39,720	23,052	8,941	7,728
02/12/26	41,055	855	838	42,747	24,809	9,622	8,317
03/12/26	17,333	166	354	17,852	10,361	4,018	3,473
04/09/26	37,741	17	770	38,528	22,360	8,672	7,496
05/12/26	1,600	-	33	1,633	948	368	318
05/12/26	920	-	19	939	545	211	183
06/05/26	3,663	-	75	3,738	2,169	841	727
06/15/26	12,846	-	270	13,116	7,612	2,952	2,552
	-	-	-	-	-	-	-
TOTAL	**$ 1,889,182**	**$ 76,150**	**$ 38,563**	**$ 2,003,895**	**$ 1,162,962**	**$ 451,055**	**$ 389,878**
% Collected				100%	100%	100%	100%
TOTAL O/S				**$ 30**	**$ 18**	**$ 7**	**$ 6**

Assigned Reserves Report
September-26

		Current Balance	Goal
GL #283010	**Operating Reserves - FY2025**	**$279,928**	**n/a**
GL #283185	**Reserves - Clubhouse**	**$20,742**	**$90,000**
GL #283410	**Reserves-Gates**	**$10,000**	**$10,000**
GL #283515	**Reserves-Landscape**	**$50,000**	**$30,000**
GL #283685	**Reserves - Ponds**	**$27,985**	**$90,000**
GL #283719	**Reserves-Tree Removal & Replacement**	**$32,425**	**$25,000**
GL #283760	**Reserves-Roadways**	**$106,929**	**$2,030,000**
GL #283790	**Reserves-Sidewalks**	**$38,728**	**$25,000**
GL #283880	**Reserves-Wall**	**$49,251**	**$50,000**
	Total Assigned Reserves	**$615,988**	**$2,350,000**

Cash and Investment Report
September 30, 2026

General Fund

Account Name	Bank Name	Investment Type	Maturity	Yield		Balance
Checking Account - Clubhouse	TRUIST Bank	Public Funds NOW	n/a	1.75%	$	8,724
Checking Account - Operating	Hancock Whitney Bank	Checking Account-1859	n/a	0.00%		218,605
			subtotal		$	227,329
Petty Cash	n/a	n/a	n/a	0.00%		250
Public Funds MMA	Bank United	Money Market Acct #0682	n/a	3.56%		601,270
			Subtotal-GF		$	828,849

Debt Service Funds

Account Name	Bank Name	Investment Type	Maturity	Yield		Balance
Ser 2016 A-1 Interest Fund	Hancock Whitney Bank	Goldman Sachs Govt Fund	n/a	3.63%	$	4
Ser 2016 A-1 Reserve Fund	Hancock Whitney Bank	Goldman Sachs Govt Fund	n/a	3.63%		160,540
Ser 2016 A-1 Revenue Fund	Hancock Whitney Bank	Goldman Sachs Govt Fund	n/a	3.63%		151,910
Ser 2016 A-1 Sinking Fund	Hancock Whitney Bank	Goldman Sachs Govt Fund	n/a	3.63%		34
			Subtotal-DS 204		$	312,488
Ser 2017 A-2 Interest Fund	Hancock Whitney Bank	Goldman Sachs Govt Fund	n/a	3.63%	$	4
Ser 2017 A-2 Reserve Fund	Hancock Whitney Bank	Goldman Sachs Govt Fund	n/a	3.63%		139,956
Ser 2017 A-2 Revenue Fund	Hancock Whitney Bank	Goldman Sachs Govt Fund	n/a	3.63%		127,888
Ser 2017 A-2 Sinking Fund	Hancock Whitney Bank	Goldman Sachs Govt Fund	n/a	3.63%		29
			Subtotal-DS 205		$	267,877
			Total All Funds		**$**	**1,409,214**

Bank Account Statement

Oakstead CDD

Bank Account No.	1859		
Statement No.	09-26	**Statement Date**	09/30/2026

G/L Account No. 101004 Balance	218,604.99	**Statement Balance**	220,897.49
		Outstanding Deposits	0.00
Positive Adjustments	0.00	**Subtotal**	220,897.49
Subtotal	218,604.99	**Outstanding Checks**	-2,292.50
Negative Adjustments	0.00	**Ending Balance**	218,604.99
Ending G/L Balance	218,604.99		

Posting Date	Document Type	Document No.	Vendor	Description	Amount	Cleared Amount	Difference
Outstanding Checks							
09/15/2026	Payment	14350	MOZART'S ARTISTIC DESIGNS	Payment of Invoice 021061			-725.00
09/15/2026	Payment	14353	TAMPA BIG SCREEN RENTALS	Check for Vendor V00459			-495.00
09/28/2026	Payment	14360	FASTSIGNS	Payment of Invoice 020827			-572.50
09/28/2026	Payment	14361	FASTSIGNS	Payment of Invoice 021071			-20.00
09/29/2026	Payment	100336	JESUS FIGUEROA	Inv: 090826-JF			-240.00
09/29/2026	Payment	100338	STEVEN D TURNER	Inv: 091426-ST			-240.00
Total Outstanding Checks							-2,292.50
Outstanding Deposits							
Total Outstanding Deposits							

Bank Account Statement

Oakstead CDD

Bank Account No.	5221		
Statement No.	09-26	**Statement Date**	09/30/2026

G/L Account No. 101000 Balance	8,724.25	**Statement Balance**	8,724.25
		Outstanding Deposits	0.00
Positive Adjustments	0.00	**Subtotal**	8,724.25
Subtotal	8,724.25	**Outstanding Checks**	0.00
Negative Adjustments	0.00	**Ending Balance**	8,724.25
Ending G/L Balance	8,724.25		

Posting Date	Document Type	Document No.	Vendor	Description	Amount	Cleared Amount	Difference
Outstanding Deposits							
Total Outstanding Deposits							

OAKSTEAD COMMUNITY DEVELOPMENT DISTRICT

Payment Register by Fund

For the Period from 09/01/2026 to 09/30/2026

(Sorted by Check / ACH No.)

Fund No.	Date	Payee	Invoice No.	Payment Description	Invoice / GL Description	G/L Account #	Amount Paid
GENERAL FUND - 001							
CHECK # 100334							
001	09/15/26	INFRAMARK LLC	188546	SEP2026 MGMT FEES	ProfServ-Mgmt Consulting	531027-51201	$5,048.83
001	09/15/26	INFRAMARK LLC	188546	SEP2026 MGMT FEES	Office Supplies	551002-51301	$8.33
001	09/15/26	INFRAMARK LLC	1170078	Pour 25x4 FT pf Sidewalk	R&M-Sidewalks	546084-53901	$2,524.00
						Check Total	*$7,581.16*
CHECK # 100335							
001	09/29/26	JUNIPER LANDSCAPING OF FLORIDA LLC	418523	IRRIGATION REPAIRS SEP Keswick	R&M-Irrigation	546041-53901	$171.04
						Check Total	*$171.04*
CHECK # 100336							
001	09/29/26	JESUS FIGUEROA	090826-JF	TRAFFIC ENFORCEMENT AND SECURITY PATROL	Contracts-Florida Hwy Patrol	534101-53901	$240.00
						Check Total	*$240.00*
CHECK # 100337							
001	09/29/26	INFRAMARK LLC	189639	Mailed Notice For Budget	Printing and Binding	547001-51301	$2,036.04
001	09/29/26	INFRAMARK LLC	189639	Mailed Notice For Budget	Postage and Freight	541006-51301	$28.08
						Check Total	*$2,064.12*
CHECK # 100338							
001	09/29/26	STEVEN D TURNER	091426-ST	TRAFFIC ENFORCEMENT AND SECURITY PATROL	Contracts-Florida Hwy Patrol	534101-53901	$240.00
						Check Total	*$240.00*
CHECK # 14337							
001	09/04/26	COOPER POOLS, INC.	2267	Repair Float Assembly	R&M-Pools	546074-57201	$614.54
						Check Total	*$614.54*
CHECK # 14338							
001	09/08/26	COOPER POOLS, INC.	2283	Product Needed for Mounting Equipment	R&M-Pools	546074-57201	$1,220.54
						Check Total	*$1,220.54*
CHECK # 14339							
001	09/08/26	OLM	47995	AUG26 LANDSCAPE INSPECTION	Contracts-Landscape Consultant	534062-53901	$1,620.00
						Check Total	*$1,620.00*
CHECK # 14340							
001	09/15/26	BEND CORPORATION	0000057703	Remove & Reinstall Gate Latch	R&M-Gate	546034-53901	$155.00
						Check Total	*$155.00*
CHECK # 14341							
001	09/15/26	BIG DOG LEO SERVICES, LLC	JS-090126	9/1/26 TRAFFIC ENFORCEMENT AND SECURITY PATROL	Contracts-Florida Hwy Patrol	534101-57201	$150.00
						Check Total	*$150.00*
CHECK # 14342							
001	09/15/26	BRLETIC DVORAK, INC.	2621	Engineering Services thru AUG2026 & Field Investigation	Reserve - Sidewalks	568162-51501	$32,665.00
						Check Total	*$32,665.00*
CHECK # 14343							
001	09/15/26	CLEARVUE ENVIROMENTAL LLC	1338	SEP26 AQUATIC SERVICES	Contracts-Lakes	534084-53901	$2,450.00
						Check Total	*$2,450.00*

OAKSTEAD COMMUNITY DEVELOPMENT DISTRICT

Payment Register by Fund

For the Period from 09/01/2026 to 09/30/2026

(Sorted by Check / ACH No.)

Fund No.	Date	Payee	Invoice No.	Payment Description	Invoice / GL Description	G/L Account #	Amount Paid
CHECK # 14345							
001	09/15/26	COMPLETE I.T.	21287	Park Director Computer Repair	R&M-Clubhouse	546015-57201	$495.00
001	09/15/26	COMPLETE I.T.	21323	Hanwha Vandal Replacing Camera	R&M-Gate	546034-57201	$330.00
001	09/15/26	COMPLETE I.T.	21326	Tanglewylde SOS YELP Siren	R&M-Gate	546034-57201	$709.60
001	09/15/26	COMPLETE I.T.	21199	SEP26 MSP PLAN CLOUD BACKUP & MS OFFICE 365	Contracts-Computer Support	534124-57201	$192.95
001	09/15/26	COMPLETE I.T.	21200	SEP26 GOOGLE EMAIL (10) WITH VAULT	Contracts-Computer Support	534124-57201	$165.00
001	09/15/26	COMPLETE I.T.	21215	SEP26 MONITORED BURGLAR ALARM SYSTEM	Contracts-Security Services	534037-57201	$65.00
001	09/15/26	COMPLETE I.T.	21216	SEP26 EAGLE EYE CAMERA 30 DAY CLOUD	Contracts-Gate CCTV	534142-57201	$484.50
001	09/15/26	COMPLETE I.T.	21217	Liftmaster Community App	R&M-Gate	546034-53901	$510.00
001	09/15/26	COMPLETE I.T.	21254	Brivo Access	Contracts-Computer Support	534124-57201	$35.00
001	09/15/26	COMPLETE I.T.	21254	Brivo Access	R&M-Clubhouse	546015-57201	$18.00
001	09/15/26	COMPLETE I.T.	F98A9F41-0027	SEP26 VOIP SEATS, PHONE, PHONE RENTALS	Communication - Telephone	541003-57201	$209.93
001	09/15/26	COMPLETE I.T.	21283	Hillington Gate New Power Strip	R&M-Gate	546034-57201	$330.00
						Check Total	*$3,544.98*
CHECK # 14346							
001	09/15/26	COOPER POOLS, INC.	2438	SEP26 POOL MAINT	Contracts-Pools	534078-57201	$3,940.00
						Check Total	*$3,940.00*
CHECK # 14347							
001	09/15/26	CULLIGAN GULF COAST WATER CONDITIONING, INC	1005785	COOLER RENTAL	Op Supplies - Clubhouse	552003-57201	$7.00
						Check Total	*$7.00*
CHECK # 14348							
001	09/15/26	GREYCIRCLE SECURITY GROUP LLC	0002	Pool Deck Security 8/8-9/26	Contracts-Florida Hwy Patrol	534101-53901	$360.00
						Check Total	*$360.00*
CHECK # 14349							
001	09/15/26	JUNIPER LANDSCAPING OF FLORIDA LLC	415463	SEP 26 Landscape Maintenance	Contracts-Landscape	534050-53901	$20,844.97
001	09/15/26	JUNIPER LANDSCAPING OF FLORIDA LLC	415118	IRRIGATION REPAIRS AUG	R&M-Irrigation	546041-53901	$370.34
001	09/15/26	JUNIPER LANDSCAPING OF FLORIDA LLC	415117	IRRIGATION REPAIRS AUG Keswick	R&M-Irrigation	546041-53901	$146.89
001	09/15/26	JUNIPER LANDSCAPING OF FLORIDA LLC	415114	IRRIGATION REPAIRS AUG	R&M-Irrigation	546041-53901	$184.40
001	09/15/26	JUNIPER LANDSCAPING OF FLORIDA LLC	415115	IRRIGATION REPAIRS AUG Clubhouse	R&M-Irrigation	546041-53901	$112.20
001	09/15/26	JUNIPER LANDSCAPING OF FLORIDA LLC	415116	IRRIGATION REPAIRS AUG Weymouth	R&M-Irrigation	546041-53901	$271.12
001	09/15/26	JUNIPER LANDSCAPING OF FLORIDA LLC	415112	IRRIGATION REPAIRS JUL	R&M-Irrigation	546041-53901	$195.00
001	09/15/26	JUNIPER LANDSCAPING OF FLORIDA LLC	415113	IRRIGATION REPAIRS AUG Marchmont	R&M-Irrigation	546041-53901	$120.81
						Check Total	*$22,245.73*
CHECK # 14350							
001	09/15/26	MOZART'S ARTISTIC DESIGNS	26-9674	Brentford Lock Box & Weld Pickets	R&M-Gate	546034-53901	$725.00
						Check Total	*$725.00*
CHECK # 14351							
001	09/15/26	PHOENIX SERVICE SYSTEMS, INC	33564	SEP26 PEST & RODENT CONTROL	Contracts-Pest Control	534125-57201	$255.00
						Check Total	*$255.00*
CHECK # 14352							
001	09/15/26	STEVEN D TURNER	090826-ST	TRAFFIC ENFORCEMENT AND SECURITY PATROL	Contracts-Florida Hwy Patrol	534101-53901	$240.00
001	09/15/26	STEVEN D TURNER	091126-ST	TRAFFIC ENFORCEMENT AND SECURITY PATROL	Contracts-Florida Hwy Patrol	534101-53901	$240.00
001	09/15/26	STEVEN D TURNER	090126-ST	TRAFFIC ENFORCEMENT AND SECURITY PATROL	Contracts-Florida Hwy Patrol	534101-53901	$240.00
						Check Total	*$720.00*
CHECK # 14353							
001	09/15/26	TAMPA BIG SCREEN RENTALS	090226-TB	MOVE ON THE POND DECK	Misc-Public Relations	549046-57201	$495.00
						Check Total	*$495.00*

OAKSTEAD COMMUNITY DEVELOPMENT DISTRICT

Payment Register by Fund

For the Period from 09/01/2026 to 09/30/2026

(Sorted by Check / ACH No.)

Fund No.	Date	Payee	Invoice No.	Payment Description	Invoice / GL Description	G/L Account #	Amount Paid
CHECK # 14354							
001	09/22/26	INSITUFORM TECHNOLOGIES LLC	841191	Vacuum Street Drain at 4343 Marchmont	Reserve - Ponds	568126-53901	$3,700.00
						Check Total	*$3,700.00*
CHECK # 14360							
001	09/28/26	FASTSIGNS	2160-9922	Signs	R&M-Other Field	546063-53901	$572.50
						Check Total	*$572.50*
CHECK # 14361							
001	09/28/26	FASTSIGNS	2160-9922-BC	REIMB BANK CHARGE - FOR CHECK THAT WAS STOPPED.	Misc-Bank Charges	549009-51301	$20.00
						Check Total	*$20.00*
CHECK # 300140							
001	09/04/26	CHARTER COMMUNICATIONS - ACH	0030738082126-ACH	SVC PRD 8/21-9/20/26	Contracts-Gate Wi-Fi	534141-53901	$815.35
						Check Total	*$815.35*
CHECK # 300141							
001	09/08/26	DUKE ENERGY-ACH	081726-7010-ACH	SVC PRD 7/3-8/7/26	Electricity - Streetlights	543013-53901	$7,246.97
						Check Total	*$7,246.97*
CHECK # 300142							
001	09/11/26	PASCO COUNTY UTILITIES SERVICE - ACH	090226-9650-ACH	SVC PRD 7/16-8/14/26	Utility - Water & Sewer	543021-53901	$724.88
						Check Total	*$724.88*
CHECK # 300143							
001	09/11/26	PASCO COUNTY UTILITIES SERVICE - ACH	090226-0575-ACH	SVC PRD 7/16-8/14/26	Utility - Reclaimed Water	543028-53901	$1,087.77
						Check Total	*$1,087.77*
CHECK # 300144							
001	09/11/26	PASCO COUNTY UTILITIES SERVICE - ACH	090226-0570-ACH	SVC PRD 7/16-8/14/26	Utility - Reclaimed Water	543028-53901	$38.38
						Check Total	*$38.38*
CHECK # 300145							
001	09/11/26	PASCO COUNTY UTILITIES SERVICE - ACH	090226-0555-ACH	SVC PRD 7/16-8/14/26	Utility - Reclaimed Water	543028-53901	$668.62
						Check Total	*$668.62*
CHECK # 300146							
001	09/11/26	PASCO COUNTY UTILITIES SERVICE - ACH	090226-0550-ACH	SVC PRD 7/16-8/14/26	Utility - Reclaimed Water	543028-53901	$500.96
						Check Total	*$500.96*
CHECK # 300147							
001	09/22/26	WASTE CONNECTIONS OF FL - ACH	9098717W425-ACH	SVC PRD 10/1-10/31/26	Prepaid Items	155000-57201	$388.26
						Check Total	*$388.26*
CHECK # 300148							
001	09/25/26	TECO PEOPLES GAS - ACH	090126-2101-ACH	SVC PRD 7/31-8/28/26	Utility - Gas	543019-57201	$67.41
						Check Total	*$67.41*
CHECK # DD01722							
001	09/21/26	TRUIST BANK-8900 ACH from #5221	082626-8900-ACH	JULY / AUG PURCHASES	R&M-Other Field	546063-53901	$137.62
001	09/21/26	TRUIST BANK-8900 ACH from #5221	082626-8900-ACH	JULY / AUG PURCHASES	Misc-Public Relations	549046-57201	$271.27
001	09/21/26	TRUIST BANK-8900 ACH from #5221	082626-8900-ACH	JULY / AUG PURCHASES	Newsletter Printing/Supplies	549924-57201	$1,485.48
001	09/21/26	TRUIST BANK-8900 ACH from #5221	082626-8900-ACH	JULY / AUG PURCHASES	Office Supplies	551002-57201	$207.03
001	09/21/26	TRUIST BANK-8900 ACH from #5221	082626-8900-ACH	JULY / AUG PURCHASES	Cleaning Supplies	551003-57201	$146.63
001	09/21/26	TRUIST BANK-8900 ACH from #5221	082626-8900-ACH	JULY / AUG PURCHASES	Misc-Public Relations	549046-57201	$120.74
001	09/21/26	TRUIST BANK-8900 ACH from #5221	082626-8900-ACH	JULY / AUG PURCHASES	R&M-Clubhouse	546015-57201	$193.80
						Check Total	*$2,562.57*

OAKSTEAD COMMUNITY DEVELOPMENT DISTRICT

Payment Register by Fund

For the Period from 09/01/2026 to 09/30/2026

(Sorted by Check / ACH No.)

Fund No.	Date	Payee	Invoice No.	Payment Description	Invoice / GL Description	G/L Account #	Amount Paid
CHECK # DD05729							
001	09/16/26	LOWE'S COMPANIES	090226-9031-ACH	AUG PURCHASES	Op Supplies - Clubhouse	552003-57201	$108.70
001	09/16/26	LOWE'S COMPANIES	090226-9031-ACH	AUG PURCHASES	R&M-Other Field	546063-53901	$592.26
001	09/16/26	LOWE'S COMPANIES	090226-9031-ACH	AUG PURCHASES	Office Supplies	551002-57201	$25.98
						Check Total	*$726.94*
						Fund Total	**$100,584.72**
						Total Checks Paid	**$100,584.72**

OAKSTEAD COMMUNITY DEVELOPMENT DISTRICT

Payment Register by Fund

For the Period from 09/01/2026 to 09/30/2026

(Sorted by Check / ACH No.)

Fund No.	Date	Payee	Invoice No.	Payment Description	Invoice / GL Description	G/L Account #	Amount Paid
GENERAL FUND - 001							
CHECK # 100334							
001	09/15/26	INFRAMARK LLC	188546	SEP2026 MGMT FEES	ProfServ-Mgmt Consulting	531027-51201	$5,048.83
001	09/15/26	INFRAMARK LLC	188546	SEP2026 MGMT FEES	Office Supplies	551002-51301	$8.33
001	09/15/26	INFRAMARK LLC	1170078	Pour 25x4 FT pf Sidewalk	R&M-Sidewalks	546084-53901	$2,524.00
						Check Total	*$7,581.16*
CHECK # 100335							
001	09/29/26	JUNIPER LANDSCAPING OF FLORIDA LLC	418523	IRRIGATION REPAIRS SEP Keswick	R&M-Irrigation	546041-53901	$171.04
						Check Total	*$171.04*
CHECK # 100336							
001	09/29/26	JESUS FIGUEROA	090826-JF	TRAFFIC ENFORCEMENT AND SECURITY PATROL	Contracts-Florida Hwy Patrol	534101-53901	$240.00
						Check Total	*$240.00*
CHECK # 100337							
001	09/29/26	INFRAMARK LLC	189639	Mailed Notice For Budget	Printing and Binding	547001-51301	$2,036.04
001	09/29/26	INFRAMARK LLC	189639	Mailed Notice For Budget	Postage and Freight	541006-51301	$28.08
						Check Total	*$2,064.12*
CHECK # 100338							
001	09/29/26	STEVEN D TURNER	091426-ST	TRAFFIC ENFORCEMENT AND SECURITY PATROL	Contracts-Florida Hwy Patrol	534101-53901	$240.00
						Check Total	*$240.00*
CHECK # 14337							
001	09/04/26	COOPER POOLS, INC.	2267	Repair Float Assembly	R&M-Pools	546074-57201	$614.54
						Check Total	*$614.54*
CHECK # 14338							
001	09/08/26	COOPER POOLS, INC.	2283	Product Needed for Mounting Equipment	R&M-Pools	546074-57201	$1,220.54
						Check Total	*$1,220.54*
CHECK # 14339							
001	09/08/26	OLM	47995	AUG26 LANDSCAPE INSPECTION	Contracts-Landscape Consultant	534062-53901	$1,620.00
						Check Total	*$1,620.00*
CHECK # 14340							
001	09/15/26	BEND CORPORATION	0000057703	Remove & Reinstall Gate Latch	R&M-Gate	546034-53901	$155.00
						Check Total	*$155.00*
CHECK # 14341							
001	09/15/26	BIG DOG LEO SERVICES, LLC	JS-090126	9/1/26 TRAFFIC ENFORCEMENT AND SECURITY PATROL	Contracts-Florida Hwy Patrol	534101-57201	$150.00
						Check Total	*$150.00*
CHECK # 14342							
001	09/15/26	BRLETIC DVORAK, INC.	2621	Engineering Services thru AUG2026 & Field Investigation	Reserve - Sidewalks	568162-51501	$32,665.00
						Check Total	*$32,665.00*
CHECK # 14343							
001	09/15/26	CLEARVUE ENVIROMENTAL LLC	1338	SEP26 AQUATIC SERVICES	Contracts-Lakes	534084-53901	$2,450.00
						Check Total	*$2,450.00*

OAKSTEAD COMMUNITY DEVELOPMENT DISTRICT

Payment Register by Fund

For the Period from 09/01/2026 to 09/30/2026

(Sorted by Check / ACH No.)

Fund No.	Date	Payee	Invoice No.	Payment Description	Invoice / GL Description	G/L Account #	Amount Paid
CHECK # 14345							
001	09/15/26	COMPLETE I.T.	21287	Park Director Computer Repair	R&M-Clubhouse	546015-57201	$495.00
001	09/15/26	COMPLETE I.T.	21323	Hanwha Vandal Replacing Camera	R&M-Gate	546034-57201	$330.00
001	09/15/26	COMPLETE I.T.	21326	Tanglewylde SOS YELP Siren	R&M-Gate	546034-57201	$709.60
001	09/15/26	COMPLETE I.T.	21199	SEP26 MSP PLAN CLOUD BACKUP & MS OFFICE 365	Contracts-Computer Support	534124-57201	$192.95
001	09/15/26	COMPLETE I.T.	21200	SEP26 GOOGLE EMAIL (10) WITH VAULT	Contracts-Computer Support	534124-57201	$165.00
001	09/15/26	COMPLETE I.T.	21215	SEP26 MONITORED BURGLAR ALARM SYSTEM	Contracts-Security Services	534037-57201	$65.00
001	09/15/26	COMPLETE I.T.	21216	SEP26 EAGLE EYE CAMERA 30 DAY CLOUD	Contracts-Gate CCTV	534142-57201	$484.50
001	09/15/26	COMPLETE I.T.	21217	Liftmaster Community App	R&M-Gate	546034-53901	$510.00
001	09/15/26	COMPLETE I.T.	21254	Brivo Access	Contracts-Computer Support	534124-57201	$35.00
001	09/15/26	COMPLETE I.T.	21254	Brivo Access	R&M-Clubhouse	546015-57201	$18.00
001	09/15/26	COMPLETE I.T.	F98A9F41-0027	SEP26 VOIP SEATS, PHONE, PHONE RENTALS	Communication - Telephone	541003-57201	$209.93
001	09/15/26	COMPLETE I.T.	21283	Hillington Gate New Power Strip	R&M-Gate	546034-57201	$330.00
						Check Total	*$3,544.98*
CHECK # 14346							
001	09/15/26	COOPER POOLS, INC.	2438	SEP26 POOL MAINT	Contracts-Pools	534078-57201	$3,940.00
						Check Total	*$3,940.00*
CHECK # 14347							
001	09/15/26	CULLIGAN GULF COAST WATER CONDITIONING, INC	1005785	COOLER RENTAL	Op Supplies - Clubhouse	552003-57201	$7.00
						Check Total	*$7.00*
CHECK # 14348							
001	09/15/26	GREYCIRCLE SECURITY GROUP LLC	0002	Pool Deck Security 8/8-9/26	Contracts-Florida Hwy Patrol	534101-53901	$360.00
						Check Total	*$360.00*
CHECK # 14349							
001	09/15/26	JUNIPER LANDSCAPING OF FLORIDA LLC	415463	SEP 26 Landscape Maintenance	Contracts-Landscape	534050-53901	$20,844.97
001	09/15/26	JUNIPER LANDSCAPING OF FLORIDA LLC	415118	IRRIGATION REPAIRS AUG	R&M-Irrigation	546041-53901	$370.34
001	09/15/26	JUNIPER LANDSCAPING OF FLORIDA LLC	415117	IRRIGATION REPAIRS AUG Keswick	R&M-Irrigation	546041-53901	$146.89
001	09/15/26	JUNIPER LANDSCAPING OF FLORIDA LLC	415114	IRRIGATION REPAIRS AUG	R&M-Irrigation	546041-53901	$184.40
001	09/15/26	JUNIPER LANDSCAPING OF FLORIDA LLC	415115	IRRIGATION REPAIRS AUG Clubhouse	R&M-Irrigation	546041-53901	$112.20
001	09/15/26	JUNIPER LANDSCAPING OF FLORIDA LLC	415116	IRRIGATION REPAIRS AUG Weymouth	R&M-Irrigation	546041-53901	$271.12
001	09/15/26	JUNIPER LANDSCAPING OF FLORIDA LLC	415112	IRRIGATION REPAIRS JUL	R&M-Irrigation	546041-53901	$195.00
001	09/15/26	JUNIPER LANDSCAPING OF FLORIDA LLC	415113	IRRIGATION REPAIRS AUG Marchmont	R&M-Irrigation	546041-53901	$120.81
						Check Total	*$22,245.73*
CHECK # 14350							
001	09/15/26	MOZART'S ARTISTIC DESIGNS	26-9674	Brentford Lock Box & Weld Pickets	R&M-Gate	546034-53901	$725.00
						Check Total	*$725.00*
CHECK # 14351							
001	09/15/26	PHOENIX SERVICE SYSTEMS, INC	33564	SEP26 PEST & RODENT CONTROL	Contracts-Pest Control	534125-57201	$255.00
						Check Total	*$255.00*
CHECK # 14352							
001	09/15/26	STEVEN D TURNER	090826-ST	TRAFFIC ENFORCEMENT AND SECURITY PATROL	Contracts-Florida Hwy Patrol	534101-53901	$240.00
001	09/15/26	STEVEN D TURNER	091126-ST	TRAFFIC ENFORCEMENT AND SECURITY PATROL	Contracts-Florida Hwy Patrol	534101-53901	$240.00
001	09/15/26	STEVEN D TURNER	090126-ST	TRAFFIC ENFORCEMENT AND SECURITY PATROL	Contracts-Florida Hwy Patrol	534101-53901	$240.00
						Check Total	*$720.00*
CHECK # 14353							
001	09/15/26	TAMPA BIG SCREEN RENTALS	090226-TB	MOVE ON THE POND DECK	Misc-Public Relations	549046-57201	$495.00
						Check Total	*$495.00*

OAKSTEAD COMMUNITY DEVELOPMENT DISTRICT

Payment Register by Fund

For the Period from 09/01/2026 to 09/30/2026

(Sorted by Check / ACH No.)

Fund No.	Date	Payee	Invoice No.	Payment Description	Invoice / GL Description	G/L Account #	Amount Paid
CHECK # 14354							
001	09/22/26	INSITUFORM TECHNOLOGIES LLC	841191	Vacuum Street Drain at 4343 Marchmont	Reserve - Ponds	568126-53901	$3,700.00
						Check Total	*$3,700.00*
CHECK # 14360							
001	09/28/26	FASTSIGNS	2160-9922	Signs	R&M-Other Field	546063-53901	$572.50
						Check Total	*$572.50*
CHECK # 14361							
001	09/28/26	FASTSIGNS	2160-9922-BC	REIMB BANK CHARGE - FOR CHECK THAT WAS STOPPED.	Misc-Bank Charges	549009-51301	$20.00
						Check Total	*$20.00*
CHECK # 300140							
001	09/04/26	CHARTER COMMUNICATIONS - ACH	0030738082126-ACH	SVC PRD 8/21-9/20/26	Contracts-Gate Wi-Fi	534141-53901	$815.35
						Check Total	*$815.35*
CHECK # 300141							
001	09/08/26	DUKE ENERGY-ACH	081726-7010-ACH	SVC PRD 7/3-8/7/26	Electricity - Streetlights	543013-53901	$7,246.97
						Check Total	*$7,246.97*
CHECK # 300142							
001	09/11/26	PASCO COUNTY UTILITIES SERVICE - ACH	090226-9650-ACH	SVC PRD 7/16-8/14/26	Utility - Water & Sewer	543021-53901	$724.88
						Check Total	*$724.88*
CHECK # 300143							
001	09/11/26	PASCO COUNTY UTILITIES SERVICE - ACH	090226-0575-ACH	SVC PRD 7/16-8/14/26	Utility - Reclaimed Water	543028-53901	$1,087.77
						Check Total	*$1,087.77*
CHECK # 300144							
001	09/11/26	PASCO COUNTY UTILITIES SERVICE - ACH	090226-0570-ACH	SVC PRD 7/16-8/14/26	Utility - Reclaimed Water	543028-53901	$38.38
						Check Total	*$38.38*
CHECK # 300145							
001	09/11/26	PASCO COUNTY UTILITIES SERVICE - ACH	090226-0555-ACH	SVC PRD 7/16-8/14/26	Utility - Reclaimed Water	543028-53901	$668.62
						Check Total	*$668.62*
CHECK # 300146							
001	09/11/26	PASCO COUNTY UTILITIES SERVICE - ACH	090226-0550-ACH	SVC PRD 7/16-8/14/26	Utility - Reclaimed Water	543028-53901	$500.96
						Check Total	*$500.96*
CHECK # 300147							
001	09/22/26	WASTE CONNECTIONS OF FL - ACH	9098717W425-ACH	SVC PRD 10/1-10/31/26	Prepaid Items	155000-57201	$388.26
						Check Total	*$388.26*
CHECK # 300148							
001	09/25/26	TECO PEOPLES GAS - ACH	090126-2101-ACH	SVC PRD 7/31-8/28/26	Utility - Gas	543019-57201	$67.41
						Check Total	*$67.41*
CHECK # DD01722							
001	09/21/26	TRUIST BANK-8900 ACH from #5221	082626-8900-ACH	JULY / AUG PURCHASES	R&M-Other Field	546063-53901	$137.62
001	09/21/26	TRUIST BANK-8900 ACH from #5221	082626-8900-ACH	JULY / AUG PURCHASES	Misc-Public Relations	549046-57201	$271.27
001	09/21/26	TRUIST BANK-8900 ACH from #5221	082626-8900-ACH	JULY / AUG PURCHASES	Newsletter Printing/Supplies	549924-57201	$1,485.48
001	09/21/26	TRUIST BANK-8900 ACH from #5221	082626-8900-ACH	JULY / AUG PURCHASES	Office Supplies	551002-57201	$207.03
001	09/21/26	TRUIST BANK-8900 ACH from #5221	082626-8900-ACH	JULY / AUG PURCHASES	Cleaning Supplies	551003-57201	$146.63
001	09/21/26	TRUIST BANK-8900 ACH from #5221	082626-8900-ACH	JULY / AUG PURCHASES	Misc-Public Relations	549046-57201	$120.74
001	09/21/26	TRUIST BANK-8900 ACH from #5221	082626-8900-ACH	JULY / AUG PURCHASES	R&M-Clubhouse	546015-57201	$193.80
						Check Total	*$2,562.57*

OAKSTEAD COMMUNITY DEVELOPMENT DISTRICT

Payment Register by Fund

For the Period from 09/01/2026 to 09/30/2026

(Sorted by Check / ACH No.)

Fund No.	Date	Payee	Invoice No.	Payment Description	Invoice / GL Description	G/L Account #	Amount Paid
CHECK # DD05729							
001	09/16/26	LOWE'S COMPANIES	090226-9031-ACH	AUG PURCHASES	Op Supplies - Clubhouse	552003-57201	$108.70
001	09/16/26	LOWE'S COMPANIES	090226-9031-ACH	AUG PURCHASES	R&M-Other Field	546063-53901	$592.26
001	09/16/26	LOWE'S COMPANIES	090226-9031-ACH	AUG PURCHASES	Office Supplies	551002-57201	$25.98
						Check Total	*$726.94*
						Fund Total	**$100,584.72**
						Total Checks Paid	**$100,584.72**

INFRAMARK

INVOICE

2002 West Grand Parkway North
Suite 100
Katy, TX 77449

INVOICE#	DATE
188546	9/1/2026
CUSTOMER ID	**NET TERMS**
C1433	Due On Receipt
PO#	**DUE DATE**
	9/1/2026

BILL TO
Oakstead CDD
11555 Heron Bay Blvd Ste 201
Coral Springs FL 33076-3361
United States

Services provided for the Month of: September 2026

DESCRIPTION	QTY	UOM	RATE	MARKUP	AMOUNT
Administrative Fees 001-531027-51201-5000	1	Ea	5,048.83		5,048.83
Record Storage Fee 001-551002-51301	1	Ea	8.33		8.33
Subtotal					**5,057.16**

Subtotal	$5,057.16
Tax	$0.00
Total Due	$5,057.16

Remit To : Inframark LLC, PO BOX 733778, Dallas, Texas, 75373-3778

To pay by Credit Card, please contact us at 281-578-4299, 9:00am - 5:30pm EST, Monday – Friday. A surcharge fee may apply.

To pay via ACH or Wire, please refer to our banking information below:
Account Name: INFRAMARK, LLC
ACH - Bank Routing Number: 111000614 / Account Number: 912593196
Wire - Bank Routing Number: 021000021 / SWIFT Code: CHASUS33 / Account Number: 912593196

Please include the Customer ID and the Invoice Number on your form of payment.

INFRAMARK

Inframark, LLC
2002 West Grand Parkway North, Suite 100
Katy, Texas 77449
(281) 578-4200

Client ID Number	

Invoice Number	**1170078**
Invoice Date	**8/31/2026**
Due Date	**9/30/2026**

To: **Oakstead CDD**
11555 Heron Bay Blvd, Ste 201

Coral Springs, FL 33067

Service Description	Total
Maintenance Services	**$2,524.00**

Subtotal	**$2,524.00**
Sales Tax	**$0.00**
Total	**$2,524.00**

Please Pay This Amount

Remit To: Inframark, LLC, P.O. Box 733778, Dallas, Texas 75373-3778

To pay by Credit Card, contact us at 281-578-4299, 9:00am - 5:30pm EST, Mon - Fri. A surcharge fee may apply

To Pay via ACH or Wire, please refer to our banking information below:
Account Name : INFRAMARK, LLC
ACH - Bank Routing Number : 111000614 / Account Number 912593196
Wire - Bank Routing Number : 021000021 / SWIFT Code : CHASUS33 / Account Number: 912593196

Please include the Project ID and the Invoice Number on the check stub of your payment.

INFRAMARK, LLC

01 Sep 2026 11:31:23AM CST

DISTRICT : OAKSTEAD CDD

Go Green! Think before you print.

INVOICE NO. 1170078 - DETAIL

INVOICE DATE: 8/31/2026

Work Type / Sub Category	Date Complete	WO Number	Address	Task Details	Equipment Costs	Labor Costs	Materials/Other Service Costs	Sales Tax Total	Total Costs	B/C
IMS Billable Work Order										
General Maintenance & Repairs										
	8/17/2026	4677009	OAKSTEAD District Area	General Maintenance; Clean the work area thoroughly and dispose of all construction debris generated during the project.location 19726 Bellehurst Loop	$0.00	$0.00	$2,524.00	$0.00	$2,524.00	N
				General Maintenance & Repairs Total	**$0.00**	**$0.00**	**$2,524.00**	**$0.00**	**$2,524.00**	
				BWO Total	**$0.00**	**$0.00**	**$2,524.00**	**$0.00**	**$2,524.00**	
				Invoice Total	**$0.00**	**$0.00**	**$2,524.00**	**$0.00**	**$2,524.00**	

Please Remit Payment to:

Juniper Landscaping of Florida, LLC
PO Box 628395
Orlando FL 32862-8395

Invoice 418523

Bill To
Oakstead CDD c/o Inframark 2654 Cypress Ridge Blvd. Suite 101, Wesley Chapel, FL 33544

Date	Due Date
09/23/26	10/23/2026
Account Owner	**PO#**
ANTHONY VEGA	

Item	Qty/UOM	Rate	Ext. Price	Amount
#417585 - September 2026 Completed Wet Check Repairs- Keswick				**$171.04**
Lateral Components - 09/18/2026				
Irrigation Tech Labor	1.00HR	$65.00	$65.00	
Hunter PGP Ultra Adjustable Rotor 4 in. Riser with 3.0 Nozzle - PGP0430	1.00EA	$28.66	$28.66	
Rain Bird Nozzle 15 ft. Radius Half Circle	2.00EA	$2.65	$5.30	
Rain Bird 1812 Spray Body Side Inlet 12 in. Pop Up	2.00EA	$27.29	$54.58	
Rain Bird 1806 Spray Body NSI 6 in. Pop Up No Side Inlet	1.00EA	$14.85	$14.85	
Rain Bird Nozzle 12 ft. Radius Half Circle	1.00EA	$2.65	$2.65	

Grand Total **$171.04**

1-30 Days	31-60 Days (Past Due)	61-90 Days (Past Due)	91-120 Days (Past Due)	121+ Days (Past Due)
$415.12	$0.00	$0.00	$0.00	$0.00

**Aging displayed on invoice only refers to balances after 1/1/18 for this property.

***This invoice is governed by, and specifically incorporates, the terms and conditions agreed to by the parties in the Proposal/Contract referenced above.

Thank you for allowing us to serve you.

JuniperLandscaping.com
(239) 561-5980

INVOICE FOR OFF- DUTY STATE TROOPER

ORGANIZATION NAME: **OAKSTEAD SUBDIVISON**
BILLING ADDRESS: **3038 OAKSTEAD BLVD**
LAND O' LAKES, FL 34638

FHP SCHEDULER: **Sgt. John Sessa**
CELL PHONE: (813) 477-9391
DATE WORKED: 9/8/2026
START TIME: 07:00 AM
END TIME: 10:00 AM

MARKED CAR: YES NO

NATURE OF DUTIES: **TRAFFIC ENFORCEMENT AND SECURITY PATROL**

PAYMENT: CHECK WITHIN 2 WEEKS OF COMPLETION

CHARGES: $60.00 PER HOUR TO TROOPER (4 HR MIN) WITH TRAVEL

TO BE COMPLETED AT DETAIL:

DATE: 9/8/2026

TROOPER NAME: JESUS FIGUEROA

TIME TROOPER IN: 07:00 AM
TIME TROOPER OUT: 10:00 AM

TOTAL AMOUNT DUE TO TROOPER: $ 240.00

ADDRESS TO REMIT PAYMENT TO: 1526 REGAL MIST LOOP
TRINITY, FL 34655

INFRAMARK

INVOICE

2002 West Grand Parkway North
Suite 100
Katy, TX 77449

INVOICE#	DATE
189639	9/23/2026
CUSTOMER ID	**NET TERMS**
C1433	Due On Receipt
PO#	**DUE DATE**
	9/23/2026

BILL TO
Oakstead CDD
11555 Heron Bay Blvd Ste 201
Coral Springs FL 33076-3361
United States

Services provided for the Month of: August 2026

DESCRIPTION	QTY	UOM	RATE	MARKUP	AMOUNT
Mail notices sent on 7-23-26	1	Ea	2,036.04		2,036.04
Postage	36	Ea	0.78		28.08
Subtotal					**2,064.12**

Subtotal	$2,064.12
Tax	$0.00
Total Due	$2,064.12

Remit To : Inframark LLC, PO BOX 733778, Dallas, Texas, 75373-3778

To pay by Credit Card, please contact us at 281-578-4299, 9:00am - 5:30pm EST, Monday – Friday. A surcharge fee may apply.

To pay via ACH or Wire, please refer to our banking information below:
Account Name: INFRAMARK, LLC
ACH - Bank Routing Number: 111000614 / Account Number: 912593196
Wire - Bank Routing Number: 021000021 / SWIFT Code: CHASUS33 / Account Number: 912593196

Please include the Customer ID and the Invoice Number on your form of payment.

INVOICE FOR OFF- DUTY STATE TROOPER

ORGANIZATION NAME: **OAKSTEAD SUBDIVISON**
BILLING ADDRESS: **3038 OAKSTEAD BLVD**
LAND O' LAKES, FL 34638

FHP SCHEDULER: **Sgt. John Sessa**
CELL PHONE: (813) 477-9391
DATE WORKED: 9/15/2026
START TIME: 4:45 PM
END TIME: 7:45 PM

MARKED CAR: YES NO

NATURE OF DUTIES: **TRAFFIC ENFORCEMENT AND SECURITY PATROL**

PAYMENT: CHECK WITHIN 2 WEEKS OF COMPLETION

CHARGES: $60.00 PER HOUR TO TROOPER (4 HR MIN) WITH TRAVEL

TO BE COMPLETED AT DETAIL:

DATE: 9/15/2026

TROOPER NAME: Steven Turner

TIME TROOPER IN: 4:45 PM
TIME TROOPER OUT: 7:45 PM

TOTAL AMOUNT DUE TO TROOPER: $ 240.00

ADDRESS TO REMIT PAYMENT TO: 10028 Grove Drive, Port Richey, FL 34668

Cooper Pools Inc

4850 Allen Rd PMB 13
Zephyrhills, FL, 33541
(844) 766-5256

Invoice #: 2267
Invoice Date: 8/27/2026
Due Date: 9/27/2026

Bill To: Oakstead CDD
Oakstead CDD 2005 Pan Am Circle Suite 300
Tampa, FL 33607

LOCATION: 3038 Oakstead Blvd, Land O Lakes

Item	Description	Qty	Rate	Amount
Installation / Labor	Installation / Labor	1.00	$180.00	$180.00
Float Assy	Float Assembly	1.00	$244.16	$244.16
.75"MPT BRASS HOSE BIB	.75"MPT BRASS HOSE BIB	1.00	$26.70	$26.70
Toro Valve 1"	Toro Valve 1"	1.00	$163.68	$163.68

Subtotal: $614.54
Tax: $0.00
Total: $614.54
Amount Due: $614.54

Cooper Pools Inc

4850 Allen Rd PMB 13
Zephyrhills, FL, 33541
(844) 766-5256

Invoice #: 2283
Invoice Date: 7/2/2026
Due Date: 8/2/2026

Bill To: Oakstead CDD
Oakstead CDD 2005 Pan Am Circle Suite 300
Tampa, FL 33607

LOCATION: 3038 Oakstead Blvd, Land O Lakes

Item	Description	Qty	Rate	Amount
Product needed for mounting equipment securly	Product needed for mounting equipment securly	1.00	$500.54	$500.54
Installation / Labor	Installation / Labor	4.00	$180.00	$720.00

Previous Invoice 916

Subtotal: $1,220.54
Tax: $0.00
Total: $1,220.54
Amount Due: $1,220.54

OLM, Inc.
PO Box 440725
Kennesaw, GA 30160
7704200900
mlimbaugh@olminc.com
www.olminc.com

BILL TO
OAKSTEAD CDD
3038 Oakstead Blvd
Land O Lakes, FL 34638

INVOICE 47995

DATE 08/31/2026 **TERMS** Net 30

DUE DATE 09/30/2026

DATE	ACTIVITY	DESCRIPTION	AMOUNT
08/19/2026	**Inspection**	monthly landscape inspection conducted at Oakstead CDD by Paul Woods	1,620.00

Please include invoice number on all payments.

TOTAL DUE **$1,620.00**

ACTION LOCK AND SAFE
4053 GUNN HWY
TAMPA FL 33618
Phone: 813-968-4999
Fax: 813-265-0707

INVOICE

DATE	INVOICE #	CUST #
8/26/2026	0000057703	0016142

BILL TO:

OAKSTEAD COMMUNITY
3038 OAKSTEAD BLVD
LAND O LAKES FL 34638

813-949-6591

SHIP TO:

OAKSTEAD COMMUNITY
3038 OAKSTEAD BLVD
LAND O LAKES FL 34638

P.O. NUMBER	TERMS	SALES PERSON
	NET 30	TIM

QUAN	DESCRIPTION	PRICE EACH	AMOUNT
1.00	SERVICE FEE	155.00	155.00
	Remove gate latch Remove cylinder and clear obstruction Reinstall gate latch Proper operation verified		
	TOTAL		**$155.00**

ACTION LOCK AND SAFE
4053 GUNN HWY
TAMPA FL 33618
Phone: 813-968-4999
Fax: 813-265-0707

INVOICE

DATE	INVOICE #	CUST #
9/16/2026	0000057977	0016142

BILL TO:

OAKSTEAD COMMUNITY
3038 OAKSTEAD BLVD
LAND O LAKES FL 34638

813-949-6591

SHIP TO:

OAKSTEAD COMMUNITY
3038 OAKSTEAD BLVD
LAND O LAKES FL 34638

P.O. NUMBER	TERMS	SALES PERSON
	NET 30	TIM

QUAN		DESCRIPTION	PRICE EACH	AMOUNT
1.00		SERVICE FEE	155.00	155.00
1.00	7068	Install Marks gate latch on gate at Brenford, left side entering MARKS CARTRIDGE	265.00	265.00
2.00	1504	GATE LOCK DOUBLE CYL 6 PIN SC4 2-3/8" BS STAINLESS STEEL GENERIC KIK CYLINDER	25.00	50.00
2.00		C KEWAY BRUSHED CHROME (GKKWx26D) EZ 076156 | CS256580 Single Rekey Standard	30.00	60.00
		To existing gate key		
		TOTAL		**$530.00**

INVOICE FOR OFF- DUTY STATE TROOPER

ORGANIZATION NAME: **OAKSTEAD SUBDIVISON**
BILLING ADDRESS: **3038 OAKSTEAD BLVD**
LAND O' LAKES, FL 34638

FHP SCHEDULER: **Sgt. John Sessa**
CELL PHONE: (813) 477-9391
DATE WORKED: 9/1/2026
START TIME: 5:00 PM
END TIME: 8:00 PM

MARKED CAR: YES NO

NATURE OF DUTIES: **TRAFFIC ENFORCEMENT AND SECURITY PATROL**

PAYMENT: CHECK WITHIN 2 WEEKS OF COMPLETION

CHARGES: $60.00 PER HOUR TO TROOPER (4 HR MIN) WITH TRAVEL

TO BE COMPLETED AT DETAIL:

DATE: 9/1/2026

TROOPER NAME: Steven Turner

TIME TROOPER IN: 5:00 PM
TIME TROOPER OUT: 8:00 PM

TOTAL AMOUNT DUE TO TROOPER: $ 240.00

ADDRESS TO REMIT PAYMENT TO: 10028 Grove Drive, Port Richey, FL 34668

Brletic Dvorak Inc

536 4th Ave South Unit 4
Saint Petersburg, FL 33701 US
(813) 361-1466
sbrletic@bdiengineers.com

INVOICE

BILL TO
Oakstead CDD
Inframark IMS
11555 Heron Bay Blvd
Suite 201
Coral Springs, Florida 33076

INVOICE	2621
DATE	08/31/2026
TERMS	Net 30
DUE DATE	09/30/2026

PROJECT NAME
Oakstead CDD

	DESCRIPTION	QTY	RATE	AMOUNT
Senior Inspector	[August 04]	4:00	120.00	480.00
Designer	[August 13]	2:00	100.00	200.00
Project Manager	[August 24 - August 31]	2:30	210.00	525.00
	Subconsultant Invoice - ROW Assessment Task (See attached sub invoice)			31,460.00

BALANCE DUE **$32,665.00**

INVOICE

Clearvue Environmental LLC
P.O. BOX 270675
Tampa, Florida 33688
United States

Phone: 1-813-540-0590
Mobile: 1-813-210-1203

BILL TO
Oakstead CDD
Mark Vega (Property Manager)
Oakstead c/o Inframark
2005 Pan Am Circle, Suite 300
Tampa, Florida 33607
United States

1-813-949-6591
inframarkCMS@payableslockbox.com

Invoice Number: 1338
Invoice Date: September 1, 2026
Payment Due: October 1, 2026
Amount Due (USD): **$2,450.00**

Pay Securely Online

Services	Quantity	Price	Amount
Lake and Pond Service	1	$2,450.00	$2,450.00

Total: $2,450.00

Amount Due (USD): **$2,450.00**

Pay Securely Online

link.waveapps.com/un9q64-f2vh29

2664 Cypress Ridge Blvd | Suite 103
Wesley Chapel, FLORIDA 33544
https://completeit.io
(813) 444-4355

Complete I.T.
SERVICE & SOLUTIONS

Oakstead CDD
3038 Oakstead Boulevard
Land O' Lakes, FL, United States 34638

Invoice #	21287
Invoice Date	09-02-26
Balance Due	**$495.00**

Item	Description	Unit Cost	Quantity	Line Total
Tech Labor	Hourly Labor Service | Minimum 2-hours For remote, onsite, and in-house assistance with diagnosing and remediating issues with the Park Director computer and email following a compromise to the computer. More information in Ticket #13517.	$165.00	3.0	$495.00

Subtotal	**$495.00**
Tax	$0.00
Invoice Total	$495.00
Payments	$0.00
Credits	$0.00
Balance Due	**$495.00**



Invoice Ticket

Ticket Date	Thu 08-27-26 05:07 PM
Ticket #	13517
Subject	**Lynns PC Issue**

Ticket Issue

Initial Issue
Thu 08-27-26 05:07 PM
David Lago

Lynn called and stated that when she returned from lunch, her computer screen was completely black, with only a hand cursor visible moving corner to corner.

I had Lynn restart the computer, and it powered back on but displayed a boot error. I had her continue to Windows; however, the system only reached the login screen before freezing.

Mark ran SFC and DISM with backgrounding tools. By the time I arrived on site, Lynn stated that the computer had started working again on its own.

I still looked over it, performed an additional restart to verify it booted normally, and installed several pending updates. The computer is now functioning properly.

Ticket Comments

Date	Comment
Update Tue 09-01-26 06:03 PM David Lago	We obtained Lynn's desktop and confirmed that the computer had been compromised and that an individual had gained remote access. We performed a full backup of the system and completed a reset of the workstation. All files were reviewed, and any suspicious or potentially malicious content was removed. After restoring the system, I verified that all necessary files were successfully transferred from the backup. I worked with Lynn to confirm access to her required files and tracked down any documents she uses on a daily basis. Today, I returned the desktop to Lynn and reset all passwords that had been saved on the desktop. I also verified that she could successfully sign in to her accounts and access all her files. The PC has been configured as CIT Oakstead, and the credential information has been documented in a new Wiki page.
Update Fri 08-28-26 10:31 AM David Lago	Lynn called and stated the computer has randomly done the same exact thing as yesterday but this time a random spreadsheet popped up she has never seen before and shut down
Initial Issue Thu 08-27-26 05:07 PM David Lago	Lynn called and stated that when she returned from lunch, her computer screen was completely black, with only a hand cursor visible moving corner to corner. I had Lynn restart the computer, and it powered back on but displayed a boot error. I had her continue to Windows; however, the system only reached the login screen before freezing. Mark ran SFC and DISM with backgrounding tools. By the time I arrived on site, Lynn stated that the computer had started working again on its own. I still looked over it, performed an additional restart to verify it booted normally, and installed several pending updates. The computer is now functioning properly.

2664 Cypress Ridge Blvd | Suite 103
Wesley Chapel, FLORIDA 33544
https://completeit.io
(813) 444-4355

Oakstead CDD
3038 Oakstead Boulevard
Land O' Lakes, FL, United States 34638

Invoice #	21323
Invoice Date	09-13-26
Balance Due	**$330.00**

Item	Description	Unit Cost	Quantity	Line Total
Tech Labor	Hourly Labor Service | Minimum 2-hours	$165.00	2.0	$330.00
Hanwha 4MP Vandal Turret IP Camera	Replacing camera under manufacture warraty.	$0.00	1.0	$0.00

Subtotal	**$330.00**
Tax	$0.00
Invoice Total	$330.00
Payments	$0.00
Credits	$0.00
Balance Due	**$330.00**



Invoice Ticket

Ticket Date	Wed 08-26-26 01:39 PM
Ticket #	13511
Subject	**Camera Issues: BasketBall and Maintenance Shed Entry**

Ticket Issue

Initial Issue Wed 08-26-26 01:39 PM Mark Johnson	Maintenance went and reset the GFI outlet in the shed and the basketball camera came back online, however the picture is reall fuzzy, as if moisture got in the sensor. This appears to be a Hanwah that we replaced, so we will need to see if it can be covered under warranty if needed. The Maintenance Shed Entry camera has not come back online. This also appears to be an EEN camera that was replaced during our camera onboarding.

Ticket Comments

Date	Comment
Initial Issue Wed 08-26-26 01:39 PM Mark Johnson	Maintenance went and reset the GFI outlet in the shed and the basketball camera came back online, however the picture is reall fuzzy, as if moisture got in the sensor. This appears to be a Hanwah that we replaced, so we will need to see if it can be covered under warranty if needed. The Maintenance Shed Entry camera has not come back online. This also appears to be an EEN camera that was replaced during our camera onboarding.

2664 Cypress Ridge Blvd | Suite 103
Wesley Chapel, FLORIDA 33544
https://completeit.io
(813) 444-4355

Oakstead CDD
3038 Oakstead Boulevard
Land O' Lakes, FL, United States 34638

Invoice #	21326
Invoice Date	09-13-26
Balance Due	**$709.60**

Item	Description	Unit Cost	Quantity	Line Total
SOS14 Siren Sensor	Siren Operated Sensor with "Yelp" siren recognition	$379.60	1.0	$379.60
Tech Labor	Hourly Labor Service | Minimum 2-hours For onsite replacement and configuration of SOS at TangleWylde gate.	$165.00	2.0	$330.00

Subtotal	**$709.60**
Tax	$0.00
Invoice Total	$709.60
Payments	$0.00
Credits	$0.00
Balance Due	**$709.60**



Invoice Ticket

Ticket Date	Fri 08-28-26 10:33 AM
Ticket #	13518
Subject	**Tanglewylde SOS Button**

Ticket Issue

Initial Issue Fri 08-28-26 10:33 AM David Lago	Lynn called and let us know that the Tanglewylde SOS button is not working per the fire Marshall She said if we can get it fixed to let her know so she can inform the fire Marshall who is planning on checking on it again next week

Ticket Comments

Date	Comment
Update Thu 09-03-26 09:15 AM Mark Johnson	Lynn approved the SOS replacement. We will pick one up from the distributor and schedule for installation.
Note Wed 09-02-26 03:32 PM Michael Fernandez	Lynn said she will send approval once receiving the estimate.
Initial Issue Fri 08-28-26 10:33 AM David Lago	Lynn called and let us know that the Tanglewylde SOS button is not working per the fire Marshall She said if we can get it fixed to let her know so she can inform the fire Marshall who is planning on checking on it again next week

2664 Cypress Ridge Blvd | Suite 103
Wesley Chapel, FLORIDA 33544
https://completeit.io
(813) 444-4355

Oakstead CDD
3038 Oakstead Boulevard
Land O' Lakes, FL, United States 34638

Invoice #	21199
Invoice Date	09-01-26
Balance Due	**$192.95**

Item	Description	Unit Cost	Quantity	Line Total
Stand-By MSP Plan (Offices/ISP)	- Price is per office/network - Phone and email Support - see solution sheet for details	$150.00	1.0	$150.00
Cloud Data Backup (C2/AWS)	Cost is per TB. Only data used on the hard drive is counted in the total hard drive number.	$10.00	3.0	$30.00
Microsoft O365 Subscription - Apps for Business (Monthly Commitment)	-Cost is for one license- Monthly license for Microsoft Office 365 Apps for Business subscription. Paid in monthly installments with a monthly commitment. Higher price per-month compared to annual commitment. Includes: Premium Office Apps - Outlook, Word, Excel, PowerPoint, Publisher, Access Secure Cloud Services - OneDrive	$12.95	1.0	$12.95

Subtotal	**$192.95**
Tax	$0.00
Invoice Total	$192.95
Payments	$0.00
Credits	$0.00
Balance Due	**$192.95**



2664 Cypress Ridge Blvd | Suite 103
Wesley Chapel, FLORIDA 33544
https://completeit.io
(813) 444-4355

Oakstead CDD
3038 Oakstead Boulevard
Land O' Lakes, FL, United States 34638

Invoice #	21200
Invoice Date	09-01-26
Balance Due	**$165.00**

Item	Description	Unit Cost	Quantity	Line Total
CDD/HOA Google Email w/ Vault	Email account 30GB. Priced per user, per month. 3-year contract. Google Vault audit functionality included. Support including password reset & additional training is per hour basis.	$16.50	10.0	$165.00

Subtotal	**$165.00**
Tax	$0.00
Invoice Total	$165.00
Payments	$0.00
Credits	$0.00
Balance Due	**$165.00**



2664 Cypress Ridge Blvd | Suite 103
Wesley Chapel, FLORIDA 33544
https://completeit.io
(813) 444-4355

Oakstead CDD
3038 Oakstead Boulevard
Land O' Lakes, FL, United States 34638

Invoice #	21215
Invoice Date	09-01-26
Balance Due	**$65.00**

Item	Description	Unit Cost	Quantity	Line Total
Monitored Burglar Alarm System - Commercial	Monitored Burglar Alarm System: Commercial/Business Property	$65.00	1.0	$65.00

Subtotal	**$65.00**
Tax	$0.00
Invoice Total	$65.00
Payments	$0.00
Credits	$0.00
Balance Due	**$65.00**



2664 Cypress Ridge Blvd | Suite 103
Wesley Chapel, FLORIDA 33544
https://completeit.io
(813) 444-4355

Oakstead CDD
3038 Oakstead Boulevard
Land O' Lakes, FL, United States 34638

Invoice #	21216
Invoice Date	09-01-26
Balance Due	**$484.50**

Item	Description	Unit Cost	Quantity	Line Total
Eagle Eye HD4 IP Cloud 30-Day Recording	Eagle Eye HD4 IP 30-Days Cloud Recording Monthly	$23.00	9.0	$207.00
Eagle Eye Camera+ Complete Monthly w/1Year Commit	Direct to cloud equipment subscription | Lifetime Limited Manufacturer Warranty	$15.00	9.0	$135.00
EN-PR1-D30-1	Eagle Eye VMS PR1 30 Days Cloud Recording Monthly (Preview Cloud | High Res Local)	$9.50	15.0	$142.50

Subtotal	**$484.50**
Tax	$0.00
Invoice Total	$484.50
Payments	$0.00
Credits	$0.00
Balance Due	**$484.50**



2664 Cypress Ridge Blvd | Suite 103
Wesley Chapel, FLORIDA 33544
https://completeit.io
(813) 444-4355

Oakstead CDD
3038 Oakstead Boulevard
Land O' Lakes, FL, United States 34638

Invoice #	21217
Invoice Date	09-01-26
Balance Due	**$510.00**

Item	Description	Unit Cost	Quantity	Line Total
Liftmaster Community App - Premium	Liftmaster Community App - Premium	$60.00	1.0	$60.00
Liftmaster Per location	Liftmaster license per gate location	$20.00	9.0	$180.00
Liftmaster Voip Service	VoIP Phone Service (estimated) per Liftmaster Location	$30.00	9.0	$270.00

Subtotal	**$510.00**
Tax	$0.00
Invoice Total	$510.00
Payments	$0.00
Credits	$0.00
Balance Due	**$510.00**



2664 Cypress Ridge Blvd | Suite 103
Wesley Chapel, FLORIDA 33544
https://completeit.io
(813) 444-4355

Oakstead CDD
3038 Oakstead Boulevard
Land O' Lakes, FL, United States 34638

Invoice #	21254
Invoice Date	09-01-26
Balance Due	**$53.00**

Item	Description	Unit Cost	Quantity	Line Total
Brivo Access Standard Edition	Brivo Access Standard Edition - Reader Monthly Data Plan. Applies to ACS6000/6100, ACS300, ACS100 and Mercury panels. Up to 10 administrators.	$18.00	1.0	$18.00
500 Brivo Mobile Passes	500 Brivo Mobile Passes for a single account, monthly subscription	$35.00	1.0	$35.00

Subtotal	**$53.00**
Tax	$0.00
Invoice Total	$53.00
Payments	$0.00
Credits	$0.00
Balance Due	**$53.00**



Invoice

Invoice number **F98A9F41-0027**
Date of issue September 1, 2026
Date due September 16, 2026

Complete I.T. Corp
2664 Cypress Ridge Boulevard
Suite 103
Wesley Chapel, Florida 33544
United States
+1 813-444-4355
support@completeit.io

Bill to
Oakstead CDD
3038 Oakstead Blvd
Land O Lakes, Florida 34638
United States
+1 813-949-6591
InframarkCMS@payableslockbox.com

$209.93 USD due September 16, 2026

Pay online

Please note - all calculated usage (things like International Calling or other usage based services) and inventory items (the number of 911 addresses or phone numbers) on this invoice are from August 2026. Any usage or inventory costs incurred by your use of our services in this month will be billed next month

Description	Qty	Unit price	Amount
Product - Hosted Voip Seats	4	$25.00	$100.00
Product - Local Phone Number	2	$2.50	$5.00
Product - T54W Phone rental - Handet	3	$25.00	$75.00
Tax - FEDERAL COST RECOVERY FEE	1	$3.08	$3.08
Tax - FEDERAL UNIVERSAL SERVICE FUND	1	$26.33	$26.33
Tax - FEDERAL NANPA FUND	1	$0.01	$0.01
Tax - FCC REGULATORY FEE	1	$0.36	$0.36
Tax - FEDERAL EXCISE TAX	1	$0.15	$0.15

Subtotal	$209.93
Total	$209.93
Amount due	**$209.93 USD**

2664 Cypress Ridge Blvd | Suite 103
Wesley Chapel, FLORIDA 33544
https://completeit.io
(813) 444-4355

Complete I.T.
SERVICE & SOLUTIONS

Oakstead CDD
3038 Oakstead Boulevard
Land O' Lakes, FL, United States 34638

Invoice #	21283
Invoice Date	09-02-26
Balance Due	**$330.00**

Item	Description	Unit Cost	Quantity	Line Total
Tech Labor	Hourly Labor Service | Minimum 2-hours For onsite diagnosis of Hillington gate being completely offline. More information in Ticket #13482.	$165.00	2.0	$330.00

Subtotal	**$330.00**
Tax	$0.00
Invoice Total	$330.00
Payments	$0.00
Credits	$0.00
Balance Due	**$330.00**



Invoice Ticket

Ticket Date	Fri 08-21-26 10:49 AM
Ticket #	13482
Subject	**Hillington Offline**

Ticket Issue

Initial Issue Fri 08-21-26 10:49 AM	Lynn called and let us know that Hillington gate and Phones are offline.
David Lago	I checked UniFi and it is indeed offline completely

Ticket Comments

Date	Comment
Update Thu 08-27-26 04:33 PM Troy Bacon	**Battery backup was beeping and not providing power to the equipment. Swapped in a power strip and got everything back online.**
Initial Issue Fri 08-21-26 10:49 AM David Lago	Lynn called and let us know that Hillington gate and Phones are offline. I checked UniFi and it is indeed offline completely

Cooper Pools Inc

4850 Allen Rd PMB 13
Zephyrhills, FL, 33541
(844) 766-5256

Invoice #: 2438
Invoice Date: 9/1/2026
Due Date: 9/30/2026

Bill To: Oakstead CDD
Oakstead CDD 2005 Pan Am Circle Suite 300
Tampa, FL 33607

LOCATION: 3038 Oakstead Blvd, Land O Lakes

Item	Description	Qty	Rate	Amount
Monthly Commercial Pool Service - Weekly Service	Monthly commercial swimming pool maintenance services provided in accordance with the service agreement. Service includes routine water chemistry testing and balancing, cleaning and debris removal, brushing and vacuuming as needed, filter and basket maintenance, circulation and equipment inspections, and monitoring of overall pool operating conditions.	1.00	$3,940.00	$3,940.00

Subtotal: $3,940.00
Tax: $0.00
Total: $3,940.00
Amount Due: $3,940.00

Invoice

Culligan Gulf Coast
10020 US Hwy 19
Port Richey FL34668
pascoaccounting@gulfcoastculligan.com
727-862-9445

DATE	09/01/2026
INVOICE	1005785
SECURITY CODE	D4V4

BILL TO

OAKSTEAD CDD
3038 Oakstead Blvd
Land O' Lakes FL 34639

SHIP TO

Oakstead Clubhouse
3038 Oakstead Blvd
Land O' Lakes FL 34639

P.O. NO.	TERMS	ACCOUNT NO.	COMMENTS
	Net 30	109859P	

QTY	DESCRIPTION	ORDER NO.	SERVICE DATES	EACH	AMOUNT
1	COOLER RENTAL		09/01/2026 - 09/30/2026	7.00	7.00

Please include invoice number on check.

Total 7.00

Starting November 1, 2024, there will be a $5 processing fee added to all accounts that pay with a check. Call our office today to set up Credit Card, Debit or ACH payment on your account.

Starting January 1, 2025, payment for service and delivery charges will be processed the same day with the payment method on your account. To avoid any interruption in your service, call our office to add a payment method onto your account.

GreyCircle
Security Group LLC

SECURITY SERVICES INVOICE

GreyCircle Security Group LLC
FL License: B 3500127
1442 Hillview Ln, Tarpon Springs, FL 34689
Phone: (727) 276-8096
Website: www.GreyCircleSecurity.com
Email: contact@greycirclesecurity.com
Invoice #: 0002
Date: September 1, 2026
Due Date: October 1, 2026

Bill To:
Oakstead Community Development District
2005 Pan Am Circle, Suite 300
Tampa, FL 33607

Description of Services: Security Officer Services

Service Dates & Hours:
Weekend security coverage was provided at Oakstead CDD on Saturday, August 8 and Sunday, August 9, 2026, with shifts running from 2:00 PM to 8:00 PM.

Hours	Description	Unit Price	Total
12.00	Security Officer Services	$30.00	$360.00

Total Due: $360.00

Please make checks payable to:
GreyCircle Security Group LLC
Mailing Address:
1442 Hillview Ln
Tarpon Springs, FL 34689
Terms: Net 30

Thank you for choosing GreyCircle Security Group LLC to protect your community.

Please Remit Payment to:

Juniper Landscaping of Florida, LLC
PO Box 628395
Orlando FL 32862-8395

Invoice 415463

Bill To
Oakstead CDD c/o Inframark 2654 Cypress Ridge Blvd. Suite 101, Wesley Chapel, FL 33544

Date	Due Date
09/01/26	10/1/2026
Account Owner	**PO#**
ANTHONY VEGA	

Item	Amount
#374757 - Oakstead CDD - 2026/2027 Landscape Maintenance Agreement **September 2026**	**$20,844.97**

Grand Total **$20,844.97**

1-30 Days	31-60 Days (Past Due)	61-90 Days (Past Due)	91-120 Days (Past Due)	121+ Days (Past Due)
$22,245.73	$0.00	$0.00	$0.00	$0.00

**Aging displayed on invoice only refers to balances after 1/1/18 for this property.

***This invoice is governed by, and specifically incorporates, the terms and conditions agreed to by the parties in the Proposal/Contract referenced above.

Thank you for allowing us to serve you.

JuniperLandscaping.com
(239) 561-5980

Please Remit Payment to:

Juniper Landscaping of Florida, LLC
PO Box 628395
Orlando FL 32862-8395

Invoice 415118

Bill To
Oakstead CDD c/o Inframark 2654 Cypress Ridge Blvd. Suite 101, Wesley Chapel, FL 33544

Date	Due Date
08/31/26	9/30/2026
Account Owner	**PO#**
ANTHONY VEGA	

Item	Qty/UOM	Rate	Ext. Price	Amount
#414923 - August 2026 Irrigation Repair-Tuckerman Drive-Main Line				**$370.34**
Lateral Components - 08/31/2026				
Irrigation Tech Labor	4.00HR	$65.00	$260.00	
NDS Pro-Span PVC Expansion Repair Coupling 2-1/2 in. Socket x Spigot SLIP FIX	1.00EA	$92.23	$92.23	
Sch 40 PVC Coupling 2 in. Socket	1.00EA	$3.46	$3.46	
Sch 40 PVC Coupling 2-1/2 in. Socket	1.00EA	$7.67	$7.67	
Sch 40 PVC Reducer Bushing Flush Style 2-1/2 in. x 2 in. Spigot x Socket	1.00EA	$6.98	$6.98	

Grand Total **$370.34**

1-30 Days	31-60 Days (Past Due)	61-90 Days (Past Due)	91-120 Days (Past Due)	121+ Days (Past Due)
$1,400.76	$0.00	$0.00	$0.00	$0.00

**Aging displayed on invoice only refers to balances after 1/1/18 for this property.

***This invoice is governed by, and specifically incorporates, the terms and conditions agreed to by the parties in the Proposal/Contract referenced above.

Thank you for allowing us to serve you.

JuniperLandscaping.com
(239) 561-5980

Please Remit Payment to:

Juniper Landscaping of Florida, LLC
PO Box 628395
Orlando FL 32862-8395

Invoice 415117

Bill To
Oakstead CDD c/o Inframark 2654 Cypress Ridge Blvd. Suite 101, Wesley Chapel, FL 33544

Date	Due Date
08/31/26	9/30/2026
Account Owner	**PO#**
ANTHONY VEGA	

Item	Qty/UOM	Rate	Ext. Price	Amount
#414377 - August 2026 Completed Wet Check Repairs- Keswick				**$146.89**
Lateral Components - 08/31/2026				
Irrigation Tech Labor	1.00HR	$65.00	$65.00	
Rain Bird 1806 Spray Body NSI 6 in. Pop Up No Side Inlet	1.00EA	$14.85	$14.85	
Rain Bird Nozzle 12 ft. Radius Half Circle	14.00EA	$2.65	$37.10	
Rain Bird 1812 Spray Body Side Inlet 12 in. Pop Up	1.00EA	$27.29	$27.29	
Rain Bird Nozzle 15 ft. Side Strip	1.00EA	$2.65	$2.65	

Grand Total **$146.89**

1-30 Days	31-60 Days (Past Due)	61-90 Days (Past Due)	91-120 Days (Past Due)	121+ Days (Past Due)
$1,400.76	$0.00	$0.00	$0.00	$0.00

**Aging displayed on invoice only refers to balances after 1/1/18 for this property.

***This invoice is governed by, and specifically incorporates, the terms and conditions agreed to by the parties in the Proposal/Contract referenced above.

Thank you for allowing us to serve you.

JuniperLandscaping.com
(239) 861-5980

Please Remit Payment to:

Juniper Landscaping of Florida, LLC
PO Box 628395
Orlando FL 32862-8395

Invoice 415114

Bill To
Oakstead CDD c/o Inframark 2654 Cypress Ridge Blvd. Suite 101, Wesley Chapel, FL 33544

Date	Due Date
08/31/26	9/30/2026
Account Owner	**PO#**
ANTHONY VEGA	

Item	Qty/UOM	Rate	Ext. Price	Amount
#414230 - August 2026 Completed Wet Check Repairs- Entrance Controller				**$184.40**
Lateral Components - 08/31/2026				
Irrigation Tech Labor	2.00HR	$65.00	$130.00	
Hunter PGP Ultra Adjustable Rotor 4 in. Riser with 3.0 Nozzle - PGP0430	1.00EA	$28.66	$28.66	
Rain Bird 1806 Spray Body NSI 6 in. Pop Up No Side Inlet	1.00EA	$14.85	$14.85	
Rain Bird Nozzle 12 ft. Radius Half Circle	2.00EA	$2.65	$5.30	
Sch 40 PVC 90 Degree Street Elbow 1/2 in. MIPT x Socket	1.00EA	$2.63	$2.63	
KF Black IPS Flex Pipe PVC 1/2 in. x 100 ft. (Sold per ft.)	1.00EA	$2.21	$2.21	
Sch 40 PVC Coupling 1/2 in. Socket	1.00EA	$0.75	$0.75	

Grand Total **$184.40**

1-30 Days	31-60 Days (Past Due)	61-90 Days (Past Due)	91-120 Days (Past Due)	121+ Days (Past Due)
$1,400.76	$0.00	$0.00	$0.00	$0.00

**Aging displayed on invoice only refers to balances after 1/1/18 for this property.

***This invoice is governed by, and specifically incorporates, the terms and conditions agreed to by the parties in the Proposal/Contract referenced above.

Thank you for allowing us to serve you.

JuniperLandscaping.com
(239) 561-5980

Please Remit Payment to:

Juniper Landscaping of Florida, LLC
PO Box 628395
Orlando FL 32862-8395

Invoice 415115

Bill To
Oakstead CDD c/o Inframark 2654 Cypress Ridge Blvd. Suite 101, Wesley Chapel, FL 33544

Date	Due Date
08/31/26	9/30/2026
Account Owner	**PO#**
ANTHONY VEGA	

Item	Qty/UOM	Rate	Ext. Price	Amount
#414234 - August 2026 Completed Wet Check Repairs- Club House Controller				**$112.20**
Lateral Components - 08/31/2026				
Irrigation Tech Labor	1.00HR	$65.00	$65.00	
Hunter PGP Ultra Adjustable Rotor 4 in. Riser with 3.0 Nozzle - PGP0430	1.00EA	$28.66	$28.66	
Rain Bird 1806 Spray Body NSI 6 in. Pop Up No Side Inlet	1.00EA	$14.85	$14.85	
Rain Bird Nozzle 12 ft. Radius Half Circle	1.00EA	$2.65	$2.65	
Sch 40 PVC Male Adapter 1/2 in. MIPT x Socket	1.00EA	$1.04	$1.04	

Grand Total **$112.20**

1-30 Days	31-60 Days (Past Due)	61-90 Days (Past Due)	91-120 Days (Past Due)	121+ Days (Past Due)
$1,400.76	$0.00	$0.00	$0.00	$0.00

**Aging displayed on invoice only refers to balances after 1/1/18 for this property.

***This invoice is governed by, and specifically incorporates, the terms and conditions agreed to by the parties in the Proposal/Contract referenced above.

Thank you for allowing us to serve you.

JuniperLandscaping.com
(239) 561-5980

Please Remit Payment to:

Juniper Landscaping of Florida, LLC
PO Box 628395
Orlando FL 32862-8395

Invoice 415116

Bill To
Oakstead CDD c/o Inframark 2654 Cypress Ridge Blvd. Suite 101, Wesley Chapel, FL 33544

Date	Due Date
08/31/26	9/30/2026
Account Owner	**PO#**
ANTHONY VEGA	

Item	Qty/UOM	Rate	Ext. Price	Amount
#414286 - August 2026 Completed Wet Check Repairs- Weymouth				**$271.12**
Lateral Components - 08/31/2026				
Irrigation Tech Labor	2.00HR	$65.00	$130.00	
Rain Bird Nozzle 15 ft. Radius Half Circle	3.00EA	$2.65	$7.95	
Rain Bird 1806 Spray Body NSI 6 in. Pop Up No Side Inlet	3.00EA	$14.85	$44.55	
Rain Bird Nozzle 12 ft. Radius Half Circle	3.00EA	$2.65	$7.95	
Sch 40 PVC Coupling 1/2 in. Socket	3.00EA	$0.75	$2.25	
PVC Pipe 1/2 in. x 20 ft. Schedule 40 Bell End (Sold per ft.)	9.00FT	$1.90	$17.10	
Sch 40 PVC Male Adapter 1/2 in. MIPT x Socket	3.00EA	$1.04	$3.12	
Sch 40 PVC Female Adapter 1/2 in. Socket x FIPT	3.00EA	$1.28	$3.84	
Hunter Pro-Spray 6 in. Pop Up No Side Inlet	2.00EA	$14.89	$29.78	
Rain Bird Solenoid Assembly Kit 24 Vac (075 - Das 100 - Das 075 - Asvf 100 - Asvf All Dv Dvf All Jtv)	1.00EA	$19.44	$19.44	
Medium King Nut	2.00EA	$2.57	$5.14	

Grand Total **$271.12**

1-30 Days	31-60 Days (Past Due)	61-90 Days (Past Due)	91-120 Days (Past Due)	121+ Days (Past Due)
$1,400.76	$0.00	$0.00	$0.00	$0.00

Thank you for allowing us to serve you.

JuniperLandscaping.com
(239) 561-5980

**Aging displayed on invoice only refers to balances after 1/1/18 for this property.

***This invoice is governed by, and specifically incorporates, the terms and conditions agreed to by the parties in the Proposal/Contract referenced above.

Thank you for allowing us to serve you.

Please Remit Payment to:

Juniper Landscaping of Florida, LLC
PO Box 628395
Orlando FL 32862-8395

Invoice 415112

Bill To
Oakstead CDD c/o Inframark 2654 Cypress Ridge Blvd. Suite 101, Wesley Chapel, FL 33544

Date	Due Date
08/31/26	9/30/2026
Account Owner	**PO#**
ANTHONY VEGA	

Item	Qty/UOM	Rate	Ext. Price	Amount
#411946 - July 2026 Irrigation Repair-Across from 7/11-Valve				**$195.00**
Control Components - 08/31/2026				
Irrigation Tech Labor	3.00HR	$65.00	$195.00	

Grand Total **$195.00**

1-30 Days	31-60 Days (Past Due)	61-90 Days (Past Due)	91-120 Days (Past Due)	121+ Days (Past Due)
$1,400.76	$0.00	$0.00	$0.00	$0.00

**Aging displayed on invoice only refers to balances after 1/1/18 for this property.

***This invoice is governed by, and specifically incorporates, the terms and conditions agreed to by the parties in the Proposal/Contract referenced above.

Thank you for allowing us to serve you.

JuniperLandscaping.com
(239) 361-5980

Please Remit Payment to:

Juniper Landscaping of Florida, LLC
PO Box 628395
Orlando FL 32862-8395

Invoice 415113

Bill To
Oakstead CDD c/o Inframark 2654 Cypress Ridge Blvd. Suite 101, Wesley Chapel, FL 33544

Date	Due Date
08/31/26	9/30/2026
Account Owner	**PO#**
ANTHONY VEGA	

Item	Qty/UOM	Rate	Ext. Price	Amount
#414229 - August 2026 Completed Wet Check Repairs- Marchmont				**$120.81**
Lateral Components - 08/31/2026				
Irrigation Tech Labor	1.00HR	$65.00	$65.00	
Rain Bird Nozzle 15 ft. Radius Half Circle	1.00EA	$2.65	$2.65	
Hunter PGP Ultra Adjustable Rotor 4 in. Riser with 3.0 Nozzle - PGP0430	1.00EA	$28.66	$28.66	
Rain Bird 1806 Spray Body NSI 6 in. Pop Up No Side Inlet	1.00EA	$14.85	$14.85	
Rain Bird Nozzle 12 ft. Radius Half Circle	1.00EA	$2.65	$2.65	
Sch 40 PVC 90 Degree Street Elbow 1/2 in. MIPT x Socket	1.00EA	$2.63	$2.63	
Hunter PLD Tee 17 mm Barb	1.00EA	$1.31	$1.31	
Hunter PLD Coupling 17 mm Barb	2.00EA	$0.93	$1.86	
HUNTER HDL DRIPLINE CV 0.9 GPH 12 in. 100 ft.	2.00FT	$0.60	$1.20	

Grand Total **$120.81**

1-30 Days	31-60 Days (Past Due)	61-90 Days (Past Due)	91-120 Days (Past Due)	121+ Days (Past Due)
$1,400.76	$0.00	$0.00	$0.00	$0.00

**Aging displayed on invoice only refers to balances after 1/1/18 for this property.

***This invoice is governed by, and specifically incorporates, the terms and conditions agreed to by the parties in the Proposal/Contract referenced above.

Thank you for allowing us to serve you.

JuniperLandscaping.com
(239) 561-5980

Please Remit Payment to:

Juniper Landscaping of Florida, LLC
PO Box 628395
Orlando FL 32862-8395

Invoice 418521

Bill To
Oakstead CDD c/o Inframark 2654 Cypress Ridge Blvd. Suite 101, Wesley Chapel, FL 33544

Date	Due Date
09/23/26	10/23/2026
Account Owner	**PO#**
ANTHONY VEGA	

Item	Qty/UOM	Rate	Ext. Price	Amount
#416255 - September 2026 Completed Wet Check Repairs- Weymouth				**$98.09**
Lateral Components - 09/18/2026				
Irrigation Tech Labor	1.00HR	$65.00	$65.00	
Sch 40 PVC Male Adapter 1/2 in. MIPT x Socket	1.00EA	$1.04	$1.04	
Rain Bird 1806 Spray Body Side Inlet 6 in. Pop Up	1.00EA	$16.81	$16.81	
Hunter MP Rotator MP2000 Nozzle 13 ft. - 21 ft. Radius 210 Degree - 270 Degree	1.00EA	$15.24	$15.24	

Grand Total **$98.09**

1-30 Days	31-60 Days (Past Due)	61-90 Days (Past Due)	91-120 Days (Past Due)	121+ Days (Past Due)
$415.12	$0.00	$0.00	$0.00	$0.00

**Aging displayed on invoice only refers to balances after 1/1/18 for this property.

***This invoice is governed by, and specifically incorporates, the terms and conditions agreed to by the parties in the Proposal/Contract referenced above.

Thank you for allowing us to serve you.

JuniperLandscaping.com
(239) 561-5980

Please Remit Payment to:

Juniper Landscaping of Florida, LLC
PO Box 628395
Orlando FL 32862-8395

Invoice 418524

Bill To
Oakstead CDD c/o Inframark 2654 Cypress Ridge Blvd. Suite 101, Wesley Chapel, FL 33544

Date	Due Date
09/23/26	10/23/2026
Account Owner	**PO#**
ANTHONY VEGA	

Item	Qty/UOM	Rate	Ext. Price	Amount
#417622 - Sep. 2026 completed Wet Check Repairs - Entrance Controller				**$108.19**
Lateral Components - 09/18/2026				
Irrigation Tech Labor	1.00HR	$65.00	$65.00	
Rain Bird Nozzle 15 ft. Radius Half Circle	6.00EA	$2.65	$15.90	
Rain Bird 1812 Spray Body Side Inlet 12 in. Pop Up	1.00EA	$27.29	$27.29	

Grand Total **$108.19**

1-30 Days	31-60 Days (Past Due)	61-90 Days (Past Due)	91-120 Days (Past Due)	121+ Days (Past Due)
$415.12	$0.00	$0.00	$0.00	$0.00

**Aging displayed on invoice only refers to balances after 1/1/18 for this property.

***This invoice is governed by, and specifically incorporates, the terms and conditions agreed to by the parties in the Proposal/Contract referenced above.

Thank you for allowing us to serve you.

JuniperLandscaping.com
(239) 561-5980

Please Remit Payment to:

Juniper Landscaping of Florida, LLC
PO Box 628395
Orlando FL 32862-8395

Invoice 418522

Bill To
Oakstead CDD c/o Inframark 2654 Cypress Ridge Blvd. Suite 101, Wesley Chapel, FL 33544

Date	Due Date
09/23/26	10/23/2026
Account Owner	**PO#**
ANTHONY VEGA	

Item	Qty/UOM	Rate	Ext. Price	Amount
#416258 - September 2026 Completed Wet Check Repairs- Marchmont				**$37.80**
Lateral Components - 09/17/2026				
Irrigation Tech Labor	0.50HR	$65.00	$32.50	
Rain Bird Nozzle 15 ft. Side Strip	2.00EA	$2.65	$5.30	

Grand Total **$37.80**

1-30 Days	31-60 Days (Past Due)	61-90 Days (Past Due)	91-120 Days (Past Due)	121+ Days (Past Due)
$415.12	$0.00	$0.00	$0.00	$0.00

**Aging displayed on invoice only refers to balances after 1/1/18 for this property.

***This invoice is governed by, and specifically incorporates, the terms and conditions agreed to by the parties in the Proposal/Contract referenced above.

Thank you for allowing us to serve you.

JuniperLandscaping.com
(239) 561-5980

Please Remit Payment to:

Juniper Landscaping of Florida, LLC
PO Box 628395
Orlando FL 32862-8395

Invoice 418523

Bill To
Oakstead CDD c/o Inframark 2654 Cypress Ridge Blvd. Suite 101, Wesley Chapel, FL 33544

Date	Due Date
09/23/26	10/23/2026
Account Owner	**PO#**
ANTHONY VEGA	

Item	Qty/UOM	Rate	Ext. Price	Amount
#417585 - September 2026 Completed Wet Check Repairs- Keswick				**$171.04**
Lateral Components - 09/18/2026				
Irrigation Tech Labor	1.00HR	$65.00	$65.00	
Hunter PGP Ultra Adjustable Rotor 4 in. Riser with 3.0 Nozzle - PGP0430	1.00EA	$28.66	$28.66	
Rain Bird Nozzle 15 ft. Radius Half Circle	2.00EA	$2.65	$5.30	
Rain Bird 1812 Spray Body Side Inlet 12 in. Pop Up	2.00EA	$27.29	$54.58	
Rain Bird 1806 Spray Body NSI 6 in. Pop Up No Side Inlet	1.00EA	$14.85	$14.85	
Rain Bird Nozzle 12 ft. Radius Half Circle	1.00EA	$2.65	$2.65	

Grand Total **$171.04**

1-30 Days	31-60 Days (Past Due)	61-90 Days (Past Due)	91-120 Days (Past Due)	121+ Days (Past Due)
$415.12	$0.00	$0.00	$0.00	$0.00

**Aging displayed on invoice only refers to balances after 1/1/18 for this property.

***This invoice is governed by, and specifically incorporates, the terms and conditions agreed to by the parties in the Proposal/Contract referenced above.

Thank you for allowing us to serve you.

JuniperLandscaping.com
(239) 861-5980

INVOICE

Mo'zArt Designs
4350 E 92 US Highway
Plant City, FL 33566

Mozartdesigns@outlook.com
+1 (813) 652-8020
www.mozartdesigns.com

OAKSTEAD CDD

Bill to
Oakstead C D D
3038 Oakstead Blvd
Land O Lakes, FL 34638 USA

Ship to
Oakstead C D D
3038 Oakstead Blvd
Land O Lakes, FL 34638 USA

Invoice details
Invoice no.: 26-9674
Terms: Net 15
Invoice date: 09/03/2026
Due date: 09/18/2026

Sales Person: MOE

#	Product or service	Description	Amount
	BRENTFORD		
	THIS IS FOR THE REPLACEMENT OF A LOCK BOX ON THE EXIT SIDE PEDESTRIAN GATE. IT HAD BEEN DAMAGED.		
	WE ALSO WELDED SOME BROKEN PICKETS.		
1.	**REPAIR**	BALANCE DUE, NET 15	$725.00
2.	**Late fee**	There will be a 3% late fee, charged monthly, after a 14-day grace period on all overdue invoices.	$0.00
3.	**PED/VEHICLE DAMAGE**		$0.00
	BY APPROVING OR SIGNING THIS ESTIMATE, YOU AGREE THAT YOU ARE KNOWINGLY ENTERING INTO A LEGAL BINDING AGREEMENT.		
	THIS PROPOSAL DOES NOT INCLUDE ANY WARRANTY FOR DAMAGE CAUSED BY LIGHTNING OR OTHER NATURAL DISASTERS, EXISTING CODE VIOLATIONS OR WORK PERFORMED BY OTHER CONTRACTORS, OR DELAYS CAUSED BY OTHER CONTRACTORS.		
	MOZART DESIGNS, SHALL NOT BE HELD RESPONSIBLE FOR GATE CLOSURES OR DAMAGE ON OR TO ANY VEHICLES AND/OR PEDESTRIANS. PEDESTRIANS SHOULD USE DESIGNATED PEDESTRIAN ACCESS AREAS ONLY.		
	COMPLETED 9-2-26		

Total **$725.00**

Ways to pay

VISA MC DISCOVER AMEX BANK

Note to customer

BRENTFORD-EXIT SIDE PED. GATE LOCK BOX REPLACEMENT AND GATE REPAIR.

We appreciate your business!

View and pay

Phoenix Pest Management & Wildlife Control
705 Live Oak Street, Suite G
Tarpon Springs, FL 34689
(727) 742-5197

Invoice

3038 Oakstead Boulevard

INVOICE NO. **33564**

ACCOUNT NUMBER **15545**

INVOICE DATE **09/08/2026**

LICENSE

Attn: Oakstead CDD
Oakstead CDD
3038 Oakstead Boulevard
Land O' Lakes, FL 34638

DUE DATE (NET 0 TERMS)
Upon Receipt

AMOUNT DUE
$255.00

Oakstead CDD (Acct #: 15545)

ITEM	QUANTITY	PRICE	SUBTOTAL
Monthly P/C And Stations	**1**	**$255.00**	**$255.00**

Additional Notes

A finance charge of $25 will be made on unpaid balances after 30 days.
National Emergency Poison Control: (800)222-1222

Subtotals	**$255.00**
Total Discounts	**$0.00**
Taxes	**$0.00**
Invoice Total	**$255.00**
Amount Paid	**$0.00**
Amount Due	**$255.00**

INVOICE FOR OFF- DUTY STATE TROOPER

ORGANIZATION NAME: **OAKSTEAD SUBDIVISON**
BILLING ADDRESS: **3038 OAKSTEAD BLVD**
LAND O' LAKES, FL 34638

FHP SCHEDULER: **Sgt. John Sessa**
CELL PHONE: (813) 477-9391
DATE WORKED: 9/8/2026
START TIME: 5:00 PM
END TIME: 8:00 PM

MARKED CAR: YES NO

NATURE OF DUTIES: **TRAFFIC ENFORCEMENT AND SECURITY PATROL**

PAYMENT: CHECK WITHIN 2 WEEKS OF COMPLETION

CHARGES: $60.00 PER HOUR TO TROOPER (4 HR MIN) WITH TRAVEL

TO BE COMPLETED AT DETAIL:

DATE: 9/8/2026

TROOPER NAME: Steven Turner

TIME TROOPER IN: 5:00 PM
TIME TROOPER OUT: 8:00 PM

TOTAL AMOUNT DUE TO TROOPER: $ 240.00

ADDRESS TO REMIT PAYMENT TO: 10028 Grove Drive, Port Richey, FL 34668

INVOICE FOR OFF- DUTY STATE TROOPER

ORGANIZATION NAME: **OAKSTEAD SUBDIVISON**
BILLING ADDRESS: **3038 OAKSTEAD BLVD**
LAND O' LAKES, FL 34638

FHP SCHEDULER: **Sgt. John Sessa**
CELL PHONE: (813) 477-9391
DATE WORKED: 9/11/2026
START TIME: 6:30 AM
END TIME: 9:30 AM

MARKED CAR: YES NO

NATURE OF DUTIES: TRAFFIC **ENFORCEMENT AND SECURITY PATROL**

PAYMENT: CHECK WITHIN 2 WEEKS OF COMPLETION

CHARGES: $60.00 PER HOUR TO TROOPER (4 HR MIN) WITH TRAVEL

TO BE COMPLETED AT DETAIL:

DATE: 9/11/2026

TROOPER NAME: Steven Turner

TIME TROOPER IN: 6:30 AM
TIME TROOPER OUT: 9:30 AM

TOTAL AMOUNT DUE TO TROOPER: $ 240.00

ADDRESS TO REMIT PAYMENT TO: 10028 Grove Drive, Port Richey, FL 34668

INVOICE FOR OFF- DUTY STATE TROOPER

ORGANIZATION NAME: **OAKSTEAD SUBDIVISON**
BILLING ADDRESS: **3038 OAKSTEAD BLVD**
LAND O' LAKES, FL 34638

FHP SCHEDULER: **Sgt. John Sessa**
CELL PHONE: (813) 477-9391
DATE WORKED: 9/1/2026
START TIME: 5:00 PM
END TIME: 8:00 PM

MARKED CAR: YES NO

NATURE OF DUTIES: **TRAFFIC ENFORCEMENT AND SECURITY PATROL**

PAYMENT: CHECK WITHIN 2 WEEKS OF COMPLETION

CHARGES: $60.00 PER HOUR TO TROOPER (4 HR MIN) WITH TRAVEL

TO BE COMPLETED AT DETAIL:

DATE: 9/1/2026

TROOPER NAME: Steven Turner

TIME TROOPER IN: 5:00 PM
TIME TROOPER OUT: 8:00 PM

TOTAL AMOUNT DUE TO TROOPER: $ 240.00

ADDRESS TO REMIT PAYMENT TO: 10028 Grove Drive, Port Richey, FL 34668

OAKSTEAD
COMMUNITY DEVELOPMENT DISTRICT

Check Request

Amount: # 495.00

Date: 9-2-26

Attention: Anna Galovan

Payable to: TAMPA BIG SCREEN RENTALS

Address: Mail to Oakstead

Requestor: Lynn Tempura

Reason: MOVIE on Pool Deck 9-26-26

Special Instructions: Please send check to Clubhouse for payment of event.

District Manager Approval: _____

Invoice

INSITUFORM TECHNOLOGIES LLC
580 GODDARD AVENUE
CHESTERFIELD MO 63005
UNITED STATES

Page 1 of 1	
Customer Number -	4265201
Invoice Number -	841191
Invoice Date -	8/31/2026
Due Date -	9/30/2026

JOB: Oakstead CDD_4343 Marchmont

Sold To:
OAKSTEAD CDD
C/O INFRAMARK COMMUNITY MANAGEMENT
2005 PAN AM CIRCLE, SUITE 300
TAMPA, FL 33607

Bill To:
OAKSTEAD CDD
C/O INFRAMARK COMMUNITY MANAGEMENT
2005 PAN AM CIRCLE, SUITE 300
TAMPA, FL 33607

Please be advised that your account has been debited or back-charged as follows:

ITEM	REMARK	AMOUNT
001	CLEAN DRAINAGE PIPE 10' & BOX JOB: 4343 MARCHMONT PROPOSAL 2026154 8/26/2026 FOREMAN: WILLIE	1,650.00
002	MOBILIZATION	1,200.00
003	DISPOSAL	850.00

PLEASE REMIT BY CHECK TO:
Insituform Technologies, LLC
P.O. Box 74008440
CHICAGO, IL 60674-8440

PLEASE REMIT BY ACH TO:
Insituform Technologies, LLC
BANK OF AMERICA MERRILL LYNCH
ROUTING: 111000012
SWIFT: BOFAUS3N
ACCOUNT: 003750825891

Total Amount Invoiced	3,700.00	
Balance Due	3,700.00	USD

FASTSIGNS
Make Your Statement

19651 Bruce B Downs Blvd
Ste C1
Tampa, FL 33647
(813) 575-3838

INVOICE
2160-9922

https://www.fastsigns.com/2160-new-tampa-wesley-ch

Payment Terms: Net 30

549067-53901

Created Date: 6/3/2026

DESCRIPTION: QTY 2 / DS / HIP / 36" W x 9" H / STREET SIGNS & HARDWARE / MARCHMONT BLVD / BEAUMARIS DR / NO INSTALLAT

Bill To: Oakstead CDD
3038 Oakstead blvd
Land O' Lakes, FL 34638
US

Pickup At: FASTSIGNS of Wesley Chapel
19651 Bruce B Downs Blvd
Ste C1
Tampa, FL 33647
US

Ordered By: Lynn Tempera
Email: oaksteadparkdirector@oaksteadcdd.org
Work Phone: (813) 949-6591
Tax ID: 85-8012574746C-3

Salesperson: Derek Mills

NO.	Product Summary	QTY	UNIT PRICE	TAXABLE	AMOUNT
1	**QTY 2 DS HIP STREET SIGNS 36" W x 9" H**	2	$222.50	$0.00	$445.00
1.1	**Street Signs 36x9 Double Sided -**				
2	**HARDWARE**	1	$127.50	$0.00	$127.50
2.1	**Hardware -**				

Subtotal:	$572.50
Taxable Amount:	$0.00
Taxes:	$0.00
Grand Total:	$572.50
Amount Paid:	$0.00
BALANCE DUE:	$572.50

FINE PRINT...PLEASE READ CAREFULLY: We appreciate the opportunity to provide you with outstanding signage products and service. Acceptance of this FASTSIGNS of Wesley Chapel (FSWC) invoice in any way, whether verbal, by email, by active participation or with monetary deposit, constitutes all of the following: the creation of this invoice as a purchase contract for exactly, and only, the custom signage products and services described and contained herein; and that this contract can only be cancelled in writing (not by email) received within 2 business days of invoice creation date; and that purchaser agrees to forfeit all deposit money paid regardless of work level begun or completed at the sole reasonable discretion of FSWC; and that any verbal discussions regarding details and/or changes to this contract do not apply to altering this contract; and that during the sales process, FSWC is not responsible for any implied or conveyed customer expectations that are not specifically covered in writing, in advance of signage production; and that the purchaser is responsible to carefully review signage proofs and purchaser's approval will constitute final sign production - POST-PRODUCTION changes or remake of signage will require additional payment; and that any PRE-PRODUCTION email discussion regarding details and/or changes to this contract, without direct FSWC response and acknowledgment of those changes, are not valid and do not apply to altering this contract; and that purchaser agrees to pay the invoice in full upon receipt of FINAL/COMPLETION invoice; and that past-due invoices will be subject to finance charges to the extent permitted by Florida law; and that the company takes full responsibility for the invoice listed listed contact buyer as having the authority to represent the said

Spectrum BUSINESS®

August 21, 2026
Invoice Number: 0030738082126
Account: Number: **8337 10 699 0030738**
Security Code: **7697**
Service At: 3729 JUDSON DR
CTRL ACCT
LAND O LAKES FL 34638

Auto Pay Notice

NEWS AND INFORMATION

Contact Us
Visit us at SpectrumBusiness.net
Or call us at **855-252-0675**

Summary	Details on following pages
Previous Balance	815.35
Payments Received -Thank You!	-815.35
Remaining Balance	$0.00
Spectrum Business™ Services	815.35
Total To Be Deducted	$815.35

Your Auto Pay Will Be Processed 09/07/26

Thank you for choosing Spectrum Business.
We appreciate your prompt payment and value you as a customer.

Spectrum BUSINESS®

4145 S. FALKENBURG RD RIVERVIEW FL 33578-8652
8622 4800 DY RP 21 08222026 NNNNNNNN 01 000040 0001

OAKSTEAD CDD
3038 OAKSTEAD BLVD
LAND O LAKES FL 34638-8060

August 21, 2026

Oakstead Cdd

Invoice Number: 0030738082126
Account: Number: 8337 10 699 0030738
Service At: 3729 JUDSON DR
CTRL ACCT
LAND O LAKES FL 34638

Total To Be Deducted	$815.35

CHARTER COMMUNICATIONS
PO BOX 7186
PASADENA CA 91109-7186

833710699003073800815357

August 21, 2026
Oakstead Cdd
Invoice Number: 0030738082126
Account: Number: 8337 10 699 0030738
Hierarchy ID: OMGJPL37
Security Code: **7697**

Spectrum BUSINESS

Contact Us
Visit us at SpectrumBusiness.net
Or call us at **855-252-0675**

8622 4800 DY RP 21 08222026 NNNNNNNN 01 000040 0001

Charge Details

	Previous Balance	$815.35
Aug 07	EFT Payment	-815.35
Remaining Balance		**$0.00**

Sub Account Charges by Group

OMGJPL37

Aug 21	OAKSSTEAD CDD 8337130011709666	90.00
Jul 29	OAKSTEAD MARCHMONT GATE 8337130011811744	90.00
Aug 21	OAKSTEAD GATE-ASHMONTE 8337130621427865	90.00
Aug 21	OAKSTEAD GATE-BALLASTONE 8337130621427873	90.00
Aug 21	OAKSTEAD GATE-TANGLEWYLDE 8337130621427881	90.00
Aug 21	OAKSTREAD GATE-HILLINGTON 8337130621427949	95.00
Aug 21	OAKSTEAD CDD 8337130621773334	90.00
Jul 29	OAKSTEAD CDD 8337130621773359	90.00
Aug 18	OAKSTEAD WEYMOUTH GATE 8337130621840158	90.00
		$815.00

Sub Account Taxes by Group

OMGJPL37

Aug 21	OAKSTREAD GATE-HILLINGTON 8337130621427949	0.35
		$0.35

Sub Account Charges Total	**$815.35**
Total To Be Deducted	**$815.35**

Sub Account Details by Group

OMGJPL37

OAKSSTEAD CDD
19602 BELLEHURST LOOP
GATE SB
LAND O LAKES, FL 34638-8040
Account Number: 8337130011709666
Security Code: 3107

Monthly Charges

Date	Description	Quantity	Amount
Aug 21 - Sep 20	Spectrum Business Internet Premier	2	140.00
Aug 21 - Sep 20	Promotional Discount	1	-70.00
Aug 21 - Sep 20	Payment Processing	1	10.00
Aug 21 - Sep 20	Auto Pay Discount	1	-10.00
Aug 21 - Sep 20	Security Suite	1	0.00
Aug 21 - Sep 20	Static IP 1	1	20.00
Aug 21 - Sep 20	Domain Name	1	0.00
Aug 21 - Sep 20	Vanity Email	1	0.00
Monthly Charges Subtotal			**$90.00**

Total For Account 8337130011709666 **$90.00**

OAKSTEAD MARCHMONT GATE
3920 MARCHMONT BLVD
LAND O LAKES, FL 34638
Account Number: 8337130011811744
Security Code: 0596

Monthly Charges

Date	Description	Quantity	Amount
Jul 29 - Aug 28	Spectrum Business Internet Premier	2	140.00
Jul 29 - Aug 28	Promotional Discount	1	-70.00
Jul 29 - Aug 28	Payment Processing	1	10.00
Jul 29 - Aug 28	Auto Pay Discount	1	-10.00
Jul 29 - Aug 28	Security Suite	1	0.00
Jul 29 - Aug 28	Static IP 1	1	20.00
Jul 29 - Aug 28	Domain Name	1	0.00
Jul 29 - Aug 28	Vanity Email	1	0.00

Continued on the next page....

Spectrum BUSINESS

For questions or concerns, please call **1-877-823-8091.**

Spectrum BUSINESS

Contact Us
Visit us at SpectrumBusiness.net
Or call us at **855-252-0675**

8622 4800 DY RP 21 08222026 NNNNNNNN 01 000040 0001

Monthly Charges cont.

Date	Description	Quantity	Amount
Monthly Charges Subtotal			$90.00

Total For Account 8337130011811744 $90.00

OAKSTEAD GATE-ASHMONTE
3336 ASHMONTE DR
LAND O LAKES, FL 34638-7731
Account Number: 8337130621427865
Security Code: 4485

Monthly Charges

Date	Description	Quantity	Amount
Aug 21 - Sep 20	Spectrum Business Internet Premier	2	140.00
Aug 21 - Sep 20	Promotional Discount	1	-70.00
Aug 21 - Sep 20	Payment Processing	1	10.00
Aug 21 - Sep 20	Auto Pay Discount	1	-10.00
Aug 21 - Sep 20	Security Suite	1	0.00
Aug 21 - Sep 20	Static IP 1	1	20.00
Aug 21 - Sep 20	Domain Name	1	0.00
Aug 21 - Sep 20	Vanity Email	1	0.00
Monthly Charges Subtotal			$90.00

Total For Account 8337130621427865 $90.00

OAKSTEAD GATE-BALLASTONE
3852 BALLASTONE DR
LAND O LAKES, FL 34638
Account Number: 8337130621427873
Security Code: 2225

Monthly Charges

Date	Description	Quantity	Amount
Aug 21 - Sep 20	Spectrum Business Internet Premier	2	140.00
Aug 21 - Sep 20	Promotional Discount	1	-70.00
Aug 21 - Sep 20	Payment Processing	1	10.00
Aug 21 - Sep 20	Auto Pay Discount	1	-10.00
Aug 21 - Sep 20	Security Suite	1	0.00
Aug 21 - Sep 20	Static IP 1	1	20.00
Aug 21 - Sep 20	Domain Name	1	0.00
Aug 21 - Sep 20	Vanity Email	1	0.00
Monthly Charges Subtotal			$90.00

Total For Account 8337130621427873 $90.00

OAKSTEAD GATE-TANGLEWYLDE
3602 TANGLEWYLDE DR
BLDG OFC
LAND O LAKES, FL 34638-3686
Account Number: 8337130621427881
Security Code: 4943

Monthly Charges

Date	Description	Quantity	Amount
Aug 21 - Sep 20	Spectrum Business Internet Premier	2	140.00
Aug 21 - Sep 20	Promotional Discount	1	-70.00
Aug 21 - Sep 20	Payment Processing	1	10.00
Aug 21 - Sep 20	Auto Pay Discount	1	-10.00
Aug 21 - Sep 20	Security Suite	1	0.00
Aug 21 - Sep 20	Static IP 1	1	20.00
Aug 21 - Sep 20	Domain Name	1	0.00

Monthly Charges cont.

Date	Description	Quantity	Amount
Aug 21 - Sep 20	Vanity Email	1	0.00
Monthly Charges Subtotal			$90.00

Total For Account 8337130621427881 $90.00

OAKSTREAD GATE-HILLINGTON
3717 HILLINGTON PL
LAND O LAKES, FL 34638
Account Number: 8337130621427949
Security Code: 7938

Monthly Charges

Date	Description	Quantity	Amount
Aug 21 - Sep 20	Spectrum Business Internet Premier	2	140.00
Aug 21 - Sep 20	Promotional Discount	1	-70.00
Aug 21 - Sep 20	Payment Processing	1	10.00
Aug 21 - Sep 20	Auto Pay Discount	1	-10.00
Aug 21 - Sep 20	Security Suite	1	0.00
Aug 21 - Sep 20	Static IP 1	1	20.00
Aug 21 - Sep 20	Domain Name	1	0.00
Aug 21 - Sep 20	Vanity Email	1	0.00
Aug 21 - Sep 20	Paper Bill Statement Charg e	1	5.00
Monthly Charges Subtotal			$95.00

Taxes And Fees

Description	Amount
State And Local Sales Tax	0.30
State And Local Sales Tax	0.05
Taxes and Fees Subtotal	$0.35

Total For Account 8337130621427949 $95.35

OAKSTEAD CDD
3154 STONEMAN LOOP
GATE 2
LAND O LAKES, FL 34638-4393
Account Number: 8337130621773334
Security Code: 2668

Monthly Charges

Date	Description	Quantity	Amount
Aug 21 - Sep 20	Spectrum Business Internet Premier	2	140.00
Aug 21 - Sep 20	Promotional Discount	1	-70.00
Aug 21 - Sep 20	Payment Processing	1	10.00
Aug 21 - Sep 20	Auto Pay Discount	1	-10.00
Aug 21 - Sep 20	Security Suite	1	0.00
Aug 21 - Sep 20	Static IP 1	1	20.00
Aug 21 - Sep 20	Domain Name	1	0.00
Aug 21 - Sep 20	Vanity Email	1	0.00
Monthly Charges Subtotal			$90.00

Total For Account 8337130621773334 $90.00

OAKSTEAD CDD
19811 STRATHMORE PL
SB GATE 3
LAND O LAKES, FL 34638-8027
Account Number: 8337130621773359
Security Code: 3638

Continued on the next page.....

August 21, 2026
Oakstead Cdd
Invoice Number: 0030738082126
Account: Number: 8337 10 699 0030738
Hierarchy ID: OMGJPL37
Security Code: **7697**

Spectrum BUSINESS®

Contact Us
Visit us at SpectrumBusiness.net
Or call us at **855-252-0675**

8622 4800 DY RP 21 08222026 NNNNNNNN 01 000040 0001

Monthly Charges

Date	Description	Quantity	Amount
Jul 29 - Aug 28	Spectrum Business Internet Premier	2	140.00
Jul 29 - Aug 28	Promotional Discount	1	-70.00
Jul 29 - Aug 28	Payment Processing	1	10.00
Jul 29 - Aug 28	Auto Pay Discount	1	-10.00
Jul 29 - Aug 28	Security Suite	1	0.00
Jul 29 - Aug 28	Static IP 1	1	20.00
Jul 29 - Aug 28	Domain Name	1	0.00
Jul 29 - Aug 28	Vanity Email	1	0.00
Monthly Charges Subtotal			**$90.00**

Total For Account 8337130621773359 **$90.00**

OAKSTEAD WEYMOUTH GATE
3546 SIMONTON CT
GATE
LAND O LAKES, FL 34638-7711
Account Number: 8337130621840158
Security Code: 2052

Monthly Charges

Date	Description	Quantity	Amount
Aug 18 - Sep 17	Spectrum Business Internet Premier	2	140.00
Aug 18 - Sep 17	Promotional Discount	1	-70.00
Aug 18 - Sep 17	Payment Processing	1	10.00
Aug 18 - Sep 17	Auto Pay Discount	1	-10.00
Aug 18 - Sep 17	Security Suite	1	0.00
Aug 18 - Sep 17	Static IP 1	1	20.00
Aug 18 - Sep 17	Domain Name	1	0.00
Aug 18 - Sep 17	Vanity Email	1	0.00
Monthly Charges Subtotal			**$90.00**

Total For Account 8337130621840158 **$90.00**

Omgjpl37 Subtotal 9 Account(s) **$815.35**

Total For Control Account: Omgjpl37
Total Accounts: 9 **$815.35**

Total To Be Deducted **$815.35**

Billing Information

Tax and Fees - This statement reflects the current taxes and fees for your area (including sales, excise, user taxes, etc.). These taxes and fees may change without notice. Visit spectrum.net/taxesandfees for more information.

Spectrum Terms and Conditions of Service – In accordance with the Spectrum Business Services Agreement, Spectrum services are billed on a monthly basis. Spectrum does not provide credits for monthly subscription services that are cancelled prior to the end of the current billing month.

Terms & Conditions - Spectrum's detailed standard terms and conditions for service are located at spectrum.com/policies.

Past Due Fee / Late Fee Reminder - A late fee will be assessed for past due charges for service.

Complaint Procedures: If you disagree with your charges, you need to register a complaint no later than 60 days after the due date on your bill statement.

Insufficient Funds Payment Policy - Charter may charge an insufficient funds processing fee for all returned checks and bankcard charge-backs. If your check, bankcard (debit or credit) charge, or other instrument or electronic transfer transaction used to pay us is dishonored, refused or returned for any reason, we may electronically debit your account for the payment, plus an insufficient funds processing fee as set forth in your terms of service or on your Video Services rate card (up to the amount allowable by law and any applicable sales tax). Your bank account may be debited as early as the same day payment is dishonored, refused or returned. If your bank account is not debited, the returned check amount (plus fee) must be replaced by cash, cashier's check or money order.

Notice - Nonpayment of any portion of your cable television, high-speed data, and/or Digital Phone service could result in disconnection of any of your Spectrum provided services.

Billing Practices - Spectrum Business mails monthly, itemized invoices for all monthly services in advance. A full payment is required on or before the due date indicated on this invoice. Payments made after the indicated due date may result in a late payment processing charge. Failure to pay could result in the disconnection of all your Spectrum Business service(s). Disconnection of Business Voice service may also result in the loss of your phone number.

Changing Business Locations - Please contact Spectrum Business before moving your Business Voice modem to a new address. To establish service at your new location or return equipment, please contact Spectrum Business at least twenty-one (21) business days prior to your move.

Video Closed Captioning Inquiries - Spectrum provided set-top boxes for video consumption support the ability for the user to enable or disable Closed Captions for customers with hearing impairment.

For immediate closed captioning concerns, call 1-855-707-7328 or email closedcaptioningsupport@charter.com.

To report a complaint on an ongoing closed captioning issue, please send your concerns via US Mail to W. Wesselman, Sr. Director, 2 Digital Place, Simpsonville, SC 29681, send a fax to 1-704-697-4935, call 1-877-276-7432 or email closedcaptioningissues@charter.com.

DUKE ENERGY.

duke-energy.com
877.372.8477

Your Summary Bill

OAKSTEAD COM DEV DIST

Bill date Aug 17, 2026
For service Jul 3 - Aug 7
36 days

Collective account number **9300 0000 7010**

Billing summary

Previous Amount Due	$6,942.45
Payment Received Aug 06	-6,942.45
Current Electric Charges	1,948.15
Current Lighting Charges	5,225.54
Taxes	73.28
Total Amount Due Sep 08	**$7,246.97**

If you have questions, you can reach us at collectivebillingdef@duke-energy.com.

Billing summary by account

Account Number	Service Address	Totals
910089675052	2739 OAKSTEAD BLVD LAND O LAKES FL 34639	30.80
910089664348	3134 STRATHMORE PL LAND O LAKES FL 34639	61.95
910089655503	000 TANGLEWYLDE DR LAND O LAKES FL 34638	283.59
910089649836	3038 OAKSTEAD BLVD LAND O LAKES FL 34638	163.54
910089646990	19601 BELLEHURST LOOP LAND O LAKES FL 34638	296.26
910089619905	3920 MARCHMONT BLVD LAND O LAKES FL 34638	50.88

Late payments are subject to a 1.0% late charge.

Please return this portion with your payment. Thank you for your business.

DUKE ENERGY.

Duke Energy Return Mail
PO Box 1090
Charlotte, NC 28201-1090

Collective account number
9300 0000 7010

Amount of automatic draft

$7,246.97
by Sep 8

After 90 days from bill date, a late charge will apply.

000041 000000007

OAKSTEAD COM DEV DIST
11555 HERON BAY BLVD STE 201
CORAL SPRINGS FL 33076-3361

Duke Energy Payment Processing
PO Box 1094
Charlotte, NC 28201-1094

fb.def.duke.bills.20260814224052.82.afp-81-000000007

8893000000701000066000000000000007246970000724697 8

We're here for you

Report an emergency

Electric outage	duke-energy.com/outages 800.228.8485

Convenient ways to pay your bill

Online	duke-energy.com/billing
Automatically from your bank account	duke-energy.com/automatic-draft
Speedpay (fee may apply)	duke-energy.com/pay-now 800.700.8744
By mail payable to Duke Energy	P.O. Box 1094 Charlotte, NC 28201-1094
In person	duke-energy.com/location

Help managing your account (not applicable for all customers)

Register for free paperless billing	duke-energy.com/paperless
Home	duke-energy.com/manage-home
Business	duke-energy.com/manage-bus

General questions or concerns

Online	duke-energy.com
Home: Mon - Fri (7 a.m. to 7 p.m.)	800.700.8744
Business: Mon - Fri (7 a.m. to 6 p.m.)	877.372.8477
For hearing impaired TDD/TTY	711
International	1.407.629.1010

Call before you dig

Call	800.432.4770 or 811

Check utility rates

Check rates and charges	duke-energy.com/rates

Correspond with Duke Energy (not for payment)
P.O. Box 14042
St Petersburg, FL 33733

Important to know

Please be sure we can safely access your meter. Don't worry if your digital meter flashes eights from time to time. That's a normal part of the energy measuring process.

Your electric service may be disconnected if your payment is past due
If payment for your electric service is past due, we may begin disconnection procedures. The due date on your bill applies to current charges only. Any unpaid, past due charges are not extended to the new due date and may result in disconnection.

Electric service does not depend on payment for other products or services
Non-payment for non-regulated products or services (such as surge protection or equipment service contracts) may result in removal from the program but will not result in disconnection of electric service.

When you pay by check
We may process the payment as a regular check or convert it into a one-time electronic check payment.

Asset Securitization Charge
A charge to recover cost associated with nuclear asset-recovery bonds. Duke Energy Florida is acting as the collection agent for Special Purpose Entity (SPE) until the bonds have been paid in full or legally discharged.

Medical Essential Program
Identifies customers who are dependent on continuously electric-powered medical equipment. The program does not automatically extend electric bill due dates, nor does it provide priority restoration. To learn more or find out if you qualify, call 800.700.8744 or visit duke-energy.com/home/billing/special-assistance/medically-essential.

Special Needs Customers
Florida Statutes offer a program for customers who need special assistance during emergency evacuations and sheltering. Customers with special needs may contact their local emergency management agency for registration and more information.

Para nuestros clientes que hablan Español
Representantes bilingües están disponibles para asistirle de lunes a viernes de 7 a.m. - 7 p.m. Para obtener más información o reportar problemas con su servicio eléctrico, favor de llamar al 800.700.8744.

fb.def.duke.bills.20260814224052.82.afp-82-000000007

Account Number	Service Address	Totals
910089602865	3109 LYNWOOD CT LAND O LAKES FL 34638	335.69
910089594672	3038 OAKSTEAD BLVD CLUB HSE LAND O LAKES FL 34638	1,456.69
910089593655	0000 IVYDALE CT LAND O LAKES FL 34639	530.23
910089579566	3349 ASHMONTE DR LAND O LAKES FL 34638	53.97
910089566818	3121 KESWICK CT LAND O LAKES FL 34638	42.30
910089559596	3852 BALLASTONE DR LAND O LAKES FL 34638	35.75
910089558321	3717 HILLINGTON PL LAND O LAKES FL 34639	60.56
910089539435	3746 JUDSON DR LAND O LAKES FL 34638	380.34
910089517645	000 MARCHMONT BLVD LAND O LAKES FL 34638	821.34
910089495787	000 RUSSETT PL LITE LAND O LAKES FL 34639	282.25
910089471408	19322 MANASSAS DR LAND O LAKES FL 34638	54.12
910089430904	19451 WEYMOUTH DR LAND O LAKES FL 34638	59.31
910089426651	19328 HASKELL PL LAND O LAKES FL 34638	453.56
910089412762	2740 OAKSTEAD BLVD LAND O LAKES FL 34639	39.81
910089394030	19710 TUCKERMAN DR LAND O LAKES FL 34638	1,249.92
910089390557	3224 BRENFORD PL LAND O LAKES FL 34638	450.40
910089373853	3200 BRENFORD PL LAND O LAKES FL 34638	53.71
	Total Charges	**$7,246.97**

fb.def.duke_bills.20260814224052.82.afp-83-000000007

Billing details

Account Information	Billing Details		Amounts
910089675052 OAKSTEAD COM DEV DIST 2739 OAKSTEAD BLVD LAND O LAKES FL 34639	General Service Non-Demand Sec (GS-1) Meter Number: 4519561 Bill Period: Jul 03 - Aug 04 Present Read: 5812 Previous Read: 5741 Billed Usage: 71 Billed kWh 71.000	Customer Charge 18.01 Energy Charge 6.83 Fuel Charge 2.74 Asset Securitization Charge 0.14 Minimum Bill Adjustment 2.28	$30.00
		Regulatory Assessment Fee 0.03 Gross Receipts Tax 0.77	$0.80
		Total	**$30.80**
910089664348 OAKSTEAD COM DEV DIST 3134 STRATHMORE PL LAND O LAKES FL 34639	General Service Non-Demand Sec (GS-1) Meter Number: 8240043 Bill Period: Jul 03 - Aug 04 Present Read: 18334 Previous Read: 18024 Billed Usage: 310 Billed kWh 310.000	Customer Charge 18.01 Energy Charge 29.78 Fuel Charge 11.96 Asset Securitization Charge 0.60	$60.35
		Regulatory Assessment Fee 0.05 Gross Receipts Tax 1.55	$1.60
		Total	**$61.95**
910089655503 OAKSTEAD COM DEV DIST 000 TANGLEWYLDE DR LAND O LAKES FL 34638	Lighting Service Company Owned/ Maintained (LS-1) Bill Period: Jul 09 - Aug 07 Area UG1 306	Customer Charge 1.93 Energy Charge 12.87 Fuel Charge 11.55 Asset Securitization Charge 0.17 Area UG1 99.18 Area UG1 36.72 CONCRETE, 30/35 120.24	$282.66
		Regulatory Assessment Fee 0.25 Gross Receipts Tax 0.68	$0.93
		Total	**$283.59**
910089649836 OAKSTEAD COM DEV DIST 3038 OAKSTEAD BLVD LAND O LAKES FL 34638	Lighting Service Company Owned/ Maintained (LS-1) Bill Period: Jul 09 - Aug 07 108W LED ROADWAY OV 152 110 RW GRY III 3K UG 38 Underground Roadway 204	Customer Charge 1.93 Energy Charge 16.57 Fuel Charge 14.87 Asset Securitization Charge 0.21 108W LED ROADWAY OV 19.88 Underground Roadway 24.52 110 RW GRY III 3K UG 6.08 108W LED ROADWAY OV 8.16 Underground Roadway 8.16 110 RW GRY III 3K UG 2.04 CONCRETE, 30/35 60.12	$162.54
		Regulatory Assessment Fee 0.14 Gross Receipts Tax 0.86	$1.00
		Total	**$163.54**

fb.def.duke.bills.20260814224052.82.afp-84-000000007

Billing details - continued

Account Information	Billing Details		Amounts
910089646990 OAKSTEAD COM DEV DIST 19601 BELLEHURST LOOP LAND O LAKES FL 34638	Lighting Service Company Owned/ Maintained (LS-1) Bill Period: Jul 09 - Aug 07 49W LED AREA LITE OV 357	Customer Charge 1.93 Energy Charge 15.01 Fuel Charge 13.48 Asset Securitization Charge 0.19 49W LED AREA LITE OV 81.48 49W LED AREA LITE OV 42.84 CONCRETE, 30/35 140.28	$295.21
		Regulatory Assessment Fee 0.26 Gross Receipts Tax 0.79	$1.05
		Total	**$296.26**
910089619905 OAKSTEAD COM DEV DIST 3920 MARCHMONT BLVD LAND O LAKES FL 34638	General Service Non-Demand Sec (GS-1) Meter Number: 4459537 Bill Period: Jul 03 - Aug 04 Present Read: 17279 Previous Read: 17048 Billed Usage: 231 Billed kWh 231.000	Customer Charge 18.01 Energy Charge 22.20 Fuel Charge 8.91 Asset Securitization Charge 0.45	$49.57
		Regulatory Assessment Fee 0.04 Gross Receipts Tax 1.27	$1.31
		Total	**$50.88**
910089602865 OAKSTEAD COM DEV DIST 3109 LYNWOOD CT LAND O LAKES FL 34638	Lighting Service Company Owned/ Maintained (LS-1) Bill Period: Jul 09 - Aug 07 Area UG1 119 49W LED AREA LITE OV 272	Customer Charge 1.93 Energy Charge 16.43 Fuel Charge 14.76 Asset Securitization Charge 0.21 49W LED AREA LITE OV 62.08 Area UG1 38.57 49W LED AREA LITE OV 32.64 Area UG1 14.28 CONCRETE, 30/35 153.64	$334.54
		Regulatory Assessment Fee 0.29 Gross Receipts Tax 0.86	$1.15
		Total	**$335.69**
910089594672 OAKSTEAD COM DEV DIST 3038 OAKSTEAD BLVD CLUB HSE LAND O LAKES FL 34638	General Service Demand Sec (GSD-1) Meter Number: 221941 Bill Period: Jul 09 - Aug 07 Billed kWh 14,223.086 Billed Demand kW 28.936 Load Factor 68.27	Customer Charge 18.57 Energy Charge 487.71 Fuel Charge 548.87 Demand Charge 339.42 Asset Securitization Charge 24.46	$1,419.03
		Regulatory Assessment Fee 1.24 Gross Receipts Tax 36.42	$37.66
		Total	**$1,456.69**
910089593655 OAKSTEAD COM DEV DIST 0000 IVYDALE CT LAND O LAKES FL 34639	Lighting Service Company Owned/ Maintained (LS-1) Bill Period: Jul 09 - Aug 07	Customer Charge 1.93 Energy Charge 33.47 Fuel Charge 30.05	$528.08

fb.def.duke.bills.20260814224052.82.afp-85-000000007

Billing details - continued

Account Information	Billing Details			Amounts
	Area UG1 340 108W LED ROADWAY 456 UG		Asset Securitization Charge 0.43 Area UG1 110.20 108W LED ROADWAY UG 72.96 Area UG1 40.80 108W LED ROADWAY UG 24.48 CONCRETE, 30/35 213.76	
			Regulatory Assessment Fee 0.46 Gross Receipts Tax 1.69	$2.15
			Total	**$530.23**
910089579566 OAKSTEAD COM DEV DIST 3349 ASHMONTE DR LAND O LAKES FL 34638	General Service Non-Demand Sec (GS-1) Meter Number: 4453521 Bill Period: Jul 03 - Aug 04 Present Read: 14598 Previous Read: 14345 Billed Usage: 253 Billed kWh 253.000		Customer Charge 18.01 Energy Charge 24.31 Fuel Charge 9.76 Asset Securitization Charge 0.49	$52.57
			Regulatory Assessment Fee 0.05 Gross Receipts Tax 1.35	$1.40
			Total	**$53.97**
910089566818 OAKSTEAD COM DEV DIST 3121 KESWICK CT LAND O LAKES FL 34638	General Service Demand Sec (GSD-1) Meter Number: 1046508 Bill Period: Jul 09 - Aug 07 Billed kWh 223.664 Billed Demand kW 0.508 Load Factor 61.15		Customer Charge 18.57 Energy Charge 7.67 Fuel Charge 8.63 Demand Charge 5.95 Asset Securitization Charge 0.38	$41.20
			Regulatory Assessment Fee 0.04 Gross Receipts Tax 1.06	$1.10
			Total	**$42.30**
910089559596 OAKSTEAD COM DEV DIST 3852 BALLASTONE DR LAND O LAKES FL 34638	General Service Non-Demand Sec (GS-1) Meter Number: 4456640 Bill Period: Jul 03 - Aug 04 Present Read: 10753 Previous Read: 10630 Billed Usage: 123 Billed kWh 123.000		Customer Charge 18.01 Energy Charge 11.83 Fuel Charge 4.75 Asset Securitization Charge 0.24	$34.83
			Regulatory Assessment Fee 0.03 Gross Receipts Tax 0.89	$0.92
			Total	**$35.75**
910089558321 OAKSTEAD COM DEV DIST 3717 HILLINGTON PL LAND O LAKES FL 34639	General Service Non-Demand Sec (GS-1) Meter Number: 8245306 Bill Period: Jul 03 - Aug 04 Present Read: 21083 Previous Read: 20783 Billed Usage: 300 Billed kWh 300.000		Customer Charge 18.01 Energy Charge 28.82 Fuel Charge 11.58 Asset Securitization Charge 0.59	$59.00
			Regulatory Assessment Fee 0.05 Gross Receipts Tax 1.51	$1.56

fb.def.duke.bills.20260814224052.82.afp-86-000000007

Billing details - continued

Account Information	Billing Details		Amounts
		Total	**$60.56**
910089539435 OAKSTEAD COM DEV DIST 3746 JUDSON DR LAND O LAKES FL 34638	Lighting Service Company Owned/ Maintained (LS-1) Bill Period: Jul 09 - Aug 07 49W LED AREA LITE OV 459	Customer Charge 1.93 Energy Charge 19.30 Fuel Charge 17.33 Asset Securitization Charge 0.25 49W LED AREA LITE OV 104.76 49W LED AREA LITE OV 55.08 CONCRETE, 30/35 180.36	$379.01
		Regulatory Assessment Fee 0.33 Gross Receipts Tax 1.00	$1.33
		Total	**$380.34**
910089517645 OAKSTEAD COM DEV DIST 000 MARCHMONT BLVD LAND O LAKES FL 34638	Lighting Service Company Owned/ Maintained (LS-1) Bill Period: Jul 09 - Aug 07 Area UG1 816 216W LED ROADWAY UG 228	Customer Charge 1.93 Energy Charge 43.90 Fuel Charge 39.41 Asset Securitization Charge 0.56 216W LED ROADWAY UG 23.43 Area UG1 264.48 216W LED ROADWAY UG 6.12 Area UG1 97.92 CONCRETE, 30/35 340.68	$818.43
		Regulatory Assessment Fee 0.71 Gross Receipts Tax 2.20	$2.91
		Total	**$821.34**
910089495787 OAKSTEAD COM DEV DIST 000 RUSSETT PL LITE LAND O LAKES FL 34639	Lighting Service Company Owned/ Maintained (LS-1) Bill Period: Jul 09 - Aug 07 49W LED AREA LITE OV 340	Customer Charge 1.93 Energy Charge 14.31 Fuel Charge 12.84 Asset Securitization Charge 0.18 49W LED AREA LITE OV 77.60 49W LED AREA LITE OV 40.80 CONCRETE, 30/35 133.60	$281.26
		Regulatory Assessment Fee 0.24 Gross Receipts Tax 0.75	$0.99
		Total	**$282.25**
910089471408 OAKSTEAD COM DEV DIST 19322 MANASSAS DR LAND O LAKES FL 34638	General Service Non-Demand Sec (GS-1) Meter Number: 4445322 Bill Period: Jul 03 - Aug 04 Present Read: 14970 Previous Read: 14716 Billed Usage: 254 Billed kWh 254.000	Customer Charge 18.01 Energy Charge 24.41 Fuel Charge 9.80 Asset Securitization Charge 0.50	$52.72
		Regulatory Assessment Fee 0.05 Gross Receipts Tax 1.35	$1.40
		Total	**$54.12**

fb.def.duke.bills.20260814224052.82.afp-87-000000007

Billing details - continued

Account Information	Billing Details			Amounts
910089430904 OAKSTEAD COM DEV DIST 19451 WEYMOUTH DR LAND O LAKES FL 34638	General Service Non-Demand Sec (GS-1) Meter Number: 4451931 Bill Period: Jul 03 - Aug 04 Present Read: 17125 Previous Read: 16834 Billed Usage: 291 Billed kWh 291.000		Customer Charge 18.01 Energy Charge 27.97 Fuel Charge 11.23 Asset Securitization Charge 0.57	$57.78
			Regulatory Assessment Fee 0.05 Gross Receipts Tax 1.48	$1.53
			Total	**$59.31**
910089426651 OAKSTEAD COM DEV DIST 19328 HASKELL PL LAND O LAKES FL 34638	Lighting Service Company Owned/ Maintained (LS-1) Bill Period: Jul 09 - Aug 07 49W LED AREA LITE OV 527 SV RW 9500 42		Customer Charge 1.93 Energy Charge 23.93 Fuel Charge 21.48 Asset Securitization Charge 0.31 SV RW 9500 4.15 49W LED AREA LITE OV 120.28 SV RW 9500 2.87 49W LED AREA LITE OV 63.24 CONCRETE, 30/35 213.76	$451.95
			Regulatory Assessment Fee 0.39 Gross Receipts Tax 1.22	$1.61
			Total	**$453.56**
910089412762 OAKSTEAD COM DEV DIST 2740 OAKSTEAD BLVD LAND O LAKES FL 34639	General Service Non-Demand Sec (GS-1) Meter Number: 8240050 Bill Period: Jul 03 - Aug 04 Present Read: 7611 Previous Read: 7459 Billed Usage: 152 Billed kWh 152.000		Customer Charge 18.01 Energy Charge 14.60 Fuel Charge 5.87 Asset Securitization Charge 0.30	$38.78
			Regulatory Assessment Fee 0.03 Gross Receipts Tax 1.00	$1.03
			Total	**$39.81**
910089394030 OAKSTEAD COM DEV DIST 19710 TUCKERMAN DR LAND O LAKES FL 34638	Lighting Service Company Owned/ Maintained (LS-1) Bill Period: Jul 09 - Aug 07 108W LED ROADWAY OV 2,128 108W LED ROADWAY UG 570 Roadway 102		Customer Charge 1.93 Energy Charge 117.74 Fuel Charge 105.70 Asset Securitization Charge 1.51 108W LED ROADWAY OV 278.32 108W LED ROADWAY UG 91.20 Roadway 10.06 Roadway 4.08 108W LED ROADWAY UG 30.60 108W LED ROADWAY OV 114.24 CONCRETE, 30/35 487.64	$1,243.02
			Regulatory Assessment Fee 1.08 Gross Receipts Tax 5.82	$6.90

fb.def.duke-bills.20260814224052.82.afp-88-000000007

Billing details - continued

Account Information	Billing Details		Amounts
		Total	**$1,249.92**
910089390557 OAKSTEAD COM DEV DIST 3224 BRENFORD PL LAND O LAKES FL 34638	Lighting Service Company Owned/ Maintained (LS-1) Bill Period: Jul 03 - Aug 04 49W LED AREA LITE OV 544	Customer Charge 1.93 Energy Charge 22.88 Fuel Charge 20.54 Asset Securitization Charge 0.29 49W LED AREA LITE OV 124.16 49W LED AREA LITE OV 65.28 CONCRETE, 30/35 213.76	$448.84
		Regulatory Assessment Fee 0.39 Gross Receipts Tax 1.17	$1.56
		Total	**$450.40**
910089373853 OAKSTEAD COM DEV DIST 3200 BRENFORD PL LAND O LAKES FL 34638	General Service Non-Demand Sec (GS-1) Meter Number: 4456666 Bill Period: Jul 03 - Aug 04 Present Read: 13514 Previous Read: 13263 Billed Usage: 251 Billed kWh 251.000	Customer Charge 18.01 Energy Charge 24.13 Fuel Charge 9.69 Asset Securitization Charge 0.49	$52.32
		Regulatory Assessment Fee 0.05 Gross Receipts Tax 1.34	$1.39
		Total	**$53.71**
		Total Amount Due	**$7,246.97**

fb.def.duke.bills.20260814224052.82.afp-69-000000007

fb.def.duke.bills.20260814224052.82.afp-90-000000007

PASCO COUNTY UTILITIES
CUSTOMER INFORMATION & SERVICES
P.O. BOX 2139
NEW PORT RICHEY, FL 34656-2139

LAND O' LAKES (813) 235-6012
NEW PORT RICHEY (727) 847-8131
DADE CITY (352) 521-4285

UtilCustServ@MyPasco.net
Pay By Phone: 1-855-786-5344

1 0 1
32-70117

OAKSTEAD

Service Address: **3038 OAKSTEAD BOULEVARD**
Bill Number: 25083837
Billing Date: 9/2/2026
Billing Period: 7/16/2026 to 8/14/2026

Account #	Customer #
0339650	01187373

Please use the 15-digit number below when making a payment through your bank

033965001187373

New Water, Sewer, Reclaim rates, fees, and charges take effect Oct. 1, 2026.

Service	Meter #	Previous		Current		# of Days	Consumption in thousands
		Date	Read	Date	Read		
Water	220757420	7/16/2026	2432	8/14/2026	2483	29	51

Usage History

	Water
August 2026	51
July 2026	45
June 2026	73
May 2026	70
April 2026	47
March 2026	69
February 2026	41
January 2026	46
December 2025	50
November 2025	76
October 2025	56
September 2025	95

Transactions

Previous Bill		625.52
Payment 08/21/26		-625.52 CR
Balance Forward		0.00
Current Transactions		
Water		
Water Base Charge		22.37
Water Tier 1	13.0 Thousand Gals X $2.18	28.34
Water Tier 2	12.0 Thousand Gals X $3.47	41.64
Water Tier 3	13.0 Thousand Gals X $6.94	90.22
Water Tier 4	13.0 Thousand Gals X $9.36	121.68
Sewer		
Sewer Base Charge		53.43
Sewer Charges	51.0 Thousand Gals X $7.20	367.20
Total Current Transactions		724.88
TOTAL BALANCE DUE		**$724.88**

Please return this portion with payment

TO PAY ONLINE, VISIT pascoeasypay.pascocountyfl.net

☐ Check this box if entering change of mailing address on back.

Account #	0339650
Customer #	01187373
Balance Forward	0.00
Current Transactions	724.88
Total Balance Due	**$724.88**
Due Date	**9/21/2026**

10% late fee will be applied if paid after due date

The Total Due will be electronically transferred on 09/21/2026.

OAKSTEAD
11555 Heron Bay Suite 201 BOULEVARD
Coral Springs FL 33076

PASCO COUNTY UTILITIES
CUSTOMER INFORMATION & SERVICES
P.O. BOX 2139
NEW PORT RICHEY, FL 34656-2139

PASCO COUNTY UTILITIES
CUSTOMER INFORMATION & SERVICES
P.O. BOX 2139
NEW PORT RICHEY, FL 34656-2139

LAND O' LAKES (813) 235-6012
NEW PORT RICHEY (727) 847-8131
DADE CITY (352) 521-4285
UtilCustServ@MyPasco.net
Pay By Phone: 1-855-786-5344

30 0 1
32-70117

OAKSTEAD
Service Address: **0 OAKSTEAD & TUCKERMAN**
Bill Number: 25081282
Billing Date: 9/2/2026
Billing Period: 7/16/2026 to 8/14/2026

Account #	Customer #
0010575	01187372

Please use the 15-digit number below when making a payment through your bank

001057501187372

New Water, Sewer, Reclaim rates, fees, and charges take effect Oct. 1, 2026.

Service	Meter #	Previous		Current		# of Days	Consumption in thousands
		Date	Read	Date	Read		
Reclaim	11349464	7/16/2026	77544	8/14/2026	78621	29	1077

Usage History

	Reclaimed
August 2026	1077
July 2026	847
June 2026	809
May 2026	581
April 2026	772
March 2026	895
February 2026	590
January 2026	468
December 2025	586
November 2025	248
October 2025	453
September 2025	567

Transactions

Previous Bill		855.47
Payment 08/21/26		-855.47 CR
Balance Forward		0.00
Current Transactions		
Reclaimed		
Reclaimed	1,077 Thousand Gals X $1.01	1,087.77
Total Current Transactions		1,087.77
TOTAL BALANCE DUE		**$1,087.77**

Please return this portion with payment

TO PAY ONLINE, VISIT pascoeasypay.pascocountyfl.net

☐ Check this box if entering change of mailing address on back.

Account #	0010575
Customer #	01187372
Balance Forward	0.00
Current Transactions	1,087.77
Total Balance Due	**$1,087.77**
Due Date	**9/21/2026**

10% late fee will be applied if paid after due date

The Total Due will be electronically transferred on 09/21/2026.

OAKSTEAD
11555 HERON BAY 201 BOULEVARD APT STE
CORAL SPRINGS FL 33067

PASCO COUNTY UTILITIES
CUSTOMER INFORMATION & SERVICES
P.O. BOX 2139
NEW PORT RICHEY, FL 34656-2139

01187372100105752250812828000108778

PASCO COUNTY UTILITIES
CUSTOMER INFORMATION & SERVICES
P.O. BOX 2139
NEW PORT RICHEY, FL 34656-2139

LAND O' LAKES (813) 235-6012
NEW PORT RICHEY (727) 847-8131
DADE CITY (352) 521-4285
UtilCustServ@MyPasco.net
Pay By Phone: 1-855-786-5344

28 0 1
32-70117

OAKSTEAD
Service Address: **0 TUCKERMAN DR**
Bill Number: 25081280
Billing Date: 9/2/2026
Billing Period: 7/16/2026 to 8/14/2026

Account #	Customer #
0010570	01187372

Please use the 15-digit number below when making a payment through your bank

001057001187372

New Water, Sewer, Reclaim rates, fees, and charges take effect Oct. 1, 2026.

Service	Meter #	Previous		Current		# of Days	Consumption in thousands
		Date	Read	Date	Read		
Reclaim	11557472	7/16/2026	19493	8/14/2026	19531	29	38

Usage History

	Reclaimed
August 2026	38
July 2026	43
June 2026	29
May 2026	20
April 2026	26
March 2026	37
February 2026	41
January 2026	38
December 2025	59
November 2025	27
October 2025	42
September 2025	57

Transactions

Previous Bill		43.43
Payment 08/21/26		-43.43 CR
Balance Forward		0.00
Current Transactions		
Reclaimed		
Reclaimed	38 Thousand Gals X $1.01	38.38
Total Current Transactions		38.38
TOTAL BALANCE DUE		**$38.38**

Please return this portion with payment

TO PAY ONLINE, VISIT pascoeasypay.pascocountyfl.net

☐ Check this box if entering change of mailing address on back.

Account #	0010570
Customer #	01187372
Balance Forward	0.00
Current Transactions	38.38
Total Balance Due	**$38.38**
Due Date	**9/21/2026**

10% late fee will be applied if paid after due date

The Total Due will be electronically transferred on 09/21/2026.

OAKSTEAD
11555 HERON BAY 201 BOULEVARD APT STE
CORAL SPRINGS FL 33067

PASCO COUNTY UTILITIES
CUSTOMER INFORMATION & SERVICES
P.O. BOX 2139
NEW PORT RICHEY, FL 34656-2139

01187372100105707250812804000003838 4

PASCO COUNTY UTILITIES
CUSTOMER INFORMATION & SERVICES
P.O. BOX 2139
NEW PORT RICHEY, FL 34656-2139

LAND O' LAKES (813) 235-6012
NEW PORT RICHEY (727) 847-8131
DADE CITY (352) 521-4285
UtilCustServ@MyPasco.net
Pay By Phone: 1-855-786-5344

27 0 1
32-70117

OAKSTEAD
Service Address: **0 OAKSTEAD & WEYMOUTH**
Bill Number: 25081279
Billing Date: 9/2/2026
Billing Period: 7/16/2026 to 8/14/2026

Account #	Customer #
0010555	01187372

Please use the 15-digit number below when making a payment through your bank

001055501187372

New Water, Sewer, Reclaim rates, fees, and charges take effect Oct. 1, 2026.

Service	Meter #	Previous		Current		# of Days	Consumption in thousands
		Date	Read	Date	Read		
Reclaim	11544114	7/16/2026	75957	8/14/2026	76619	29	662

Usage History

	Reclaimed
August 2026	662
July 2026	601
June 2026	454
May 2026	327
April 2026	294
March 2026	437
February 2026	291
January 2026	287
December 2025	374
November 2025	144
October 2025	270
September 2025	318

Transactions

Previous Bill		607.01
Payment 08/21/26		-607.01 CR
Balance Forward		0.00
Current Transactions		
Reclaimed		
Reclaimed	662 Thousand Gals X $1.01	668.62
Total Current Transactions		668.62
TOTAL BALANCE DUE		**$668.62**

Please return this portion with payment

TO PAY ONLINE, VISIT pascoeasypay.pascocountyfl.net

☐ Check this box if entering change of mailing address on back.

Account #	0010555
Customer #	01187372
Balance Forward	0.00
Current Transactions	668.62
Total Balance Due	**$668.62**
Due Date	**9/21/2026**

10% late fee will be applied if paid after due date

The Total Due will be electronically transferred on 09/21/2026.

OAKSTEAD
11555 HERON BAY 201 BOULEVARD APT STE
CORAL SPRINGS FL 33067

PASCO COUNTY UTILITIES
CUSTOMER INFORMATION & SERVICES
P.O. BOX 2139
NEW PORT RICHEY, FL 34656-2139

0118737210010555425081279400000668620

PASCO COUNTY UTILITIES
CUSTOMER INFORMATION & SERVICES
P.O. BOX 2139
NEW PORT RICHEY, FL 34656-2139

LAND O' LAKES (813) 235-6012
NEW PORT RICHEY (727) 847-8131
DADE CITY (352) 521-4285
UtilCustServ@MyPasco.net
Pay By Phone: 1-855-786-5344

25 0 1
32-70117

OAKSTEAD
Service Address: **0 LAKE PATIENCE ROAD**
Bill Number: 25081277
Billing Date: 9/2/2026
Billing Period: 7/16/2026 to 8/14/2026

New Water, Sewer, Reclaim rates, fees, and charges take effect Oct. 1, 2026.

Account #	Customer #
0010550	01187372

Please use the 15-digit number below when making a payment through your bank

001055001187372

Service	Meter #	Previous		Current		# of Days	Consumption in thousands
		Date	Read	Date	Read		
Reclaim	11010052	7/16/2026	73512	8/14/2026	74008	29	496

Usage History

	Reclaimed
August 2026	496
July 2026	447
June 2026	379
May 2026	274
April 2026	293
March 2026	456
February 2026	279
January 2026	325
December 2025	435
November 2025	195
October 2025	333
September 2025	382

Transactions

Previous Bill		451.47
Payment 08/21/26		-451.47 CR
Balance Forward		0.00
Current Transactions		
Reclaimed		
Reclaimed	496 Thousand Gals X $1.01	500.96
Total Current Transactions		500.96
TOTAL BALANCE DUE		**$500.96**

Please return this portion with payment

TO PAY ONLINE, VISIT pascoeasypay.pascocountyfl.net

☐ Check this box if entering change of mailing address on back.

Account #	0010550
Customer #	01187372
Balance Forward	0.00
Current Transactions	500.96
Total Balance Due	**$500.96**
Due Date	**9/21/2026**

10% late fee will be applied if paid after due date

The Total Due will be electronically transferred on 09/21/2026.

OAKSTEAD
11555 HERON BAY 201 BOULEVARD APT STE
CORAL SPRINGS FL 33067

PASCO COUNTY UTILITIES
CUSTOMER INFORMATION & SERVICES
P.O. BOX 2139
NEW PORT RICHEY, FL 34656-2139

0118737210010550925081277000000500962

TECO PEOPLES GAS
AN EMERA COMPANY
PeoplesGas.com

OAKSTEAD CLUBHOUSE
C/O INFRAMARK
3038 OAKSTEAD BLVD
LAND O LAKES, FL 34638-8060

Statement Date: September 01, 2026

Amount Due:	**$67.41**

Due Date: September 22, 2026
Account #: 211000802101

DO NOT PAY. Your account will be drafted on September 22, 2026

Account Summary

Current Service Period: July 31, 2026 - August 28, 2026

Previous Amount Due	$67.41
Payment(s) Received Since Last Statement	-$67.41
Current Month's Charges	**$67.41**
Amount Due by September 22, 2026	**$67.41**

Amount not paid by due date may be assessed a late payment charge and an additional deposit.

Scan here to view your account online.



Monthly Usage *(Therms)*

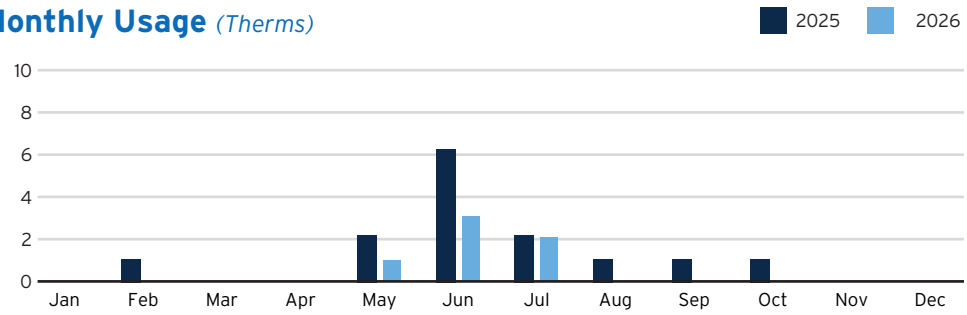

Learn about your newly redesigned bill and get deeper insights about your usage by visiting TECOaccount.com

---

To ensure prompt credit, please return stub portion of this bill with your payment.

TECO PEOPLES GAS
AN EMERA COMPANY

Account #: 211000802101
Due Date: September 22, 2026

Amount Due:	**$67.41**
Payment Amount: $ _____	

676075818544

Your account will be drafted on September 22, 2026

Pay your bill online at PeoplesGas.com

See reverse side of your paystub for more ways to pay.

Go Paperless, Go Green! Visit PeoplesGas.com/Paperless to enroll now.

OAKSTEAD CLUBHOUSE
C/O INFRAMARK
210 N UNIVERSITY DR, STE 702
CORAL SPRINGS, FL 33071-7320

Mail payment to:
TECO
P.O. BOX 31318
TAMPA, FL 33631-3318

Make check payable to: TECO
Please write your account number on the memo line of your check.

TECO PEOPLES GAS
AN EMERA COMPANY

Service For:
3038 OAKSTEAD BLVD
LAND O LAKES, FL 34638-8060

Account #: 211000802101
Statement Date: September 01, 2026
Charges Due: September 22, 2026

Meter Read

Service Period: Jul 31, 2026 - Aug 28, 2026 **Rate Schedule:** Small General Service (SGS)

Meter Number	Read Date	Current Reading	-	Previous Reading	=	Measured Volume	x	BTU	x	Conversion	=	Total Used	Billing Period
RHQ31814	08/28/2026	710		710		0 CCF		1.040		1.0000		0.0 Therms	29 Days

Charge Details

Natural Gas Charges

Customer Charge	$63.00
Natural Gas Service Cost	**$63.00**
State Tax	$4.41
Total Natural Gas Cost, Local Fees and Taxes	**$67.41**

Total Current Month's Charges **$67.41**

Avg THMS Used Per Day

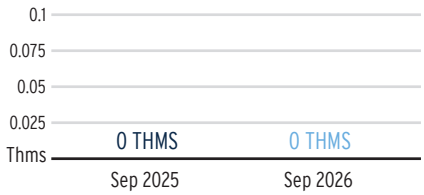

For more information about your bill and understanding your charges, please visit **PeoplesGas.com**

Ways To Pay Your Bill

Bank Draft
Visit **PeoplesGas.com** for free recurring or one time payments via checking or savings account.

Credit or Debit Card
Pay by credit Card using KUBRA EZ-Pay at **PeoplesGas.com**. Convenience fee will be charged.

In-Person
Find list of Payment Agents at **PeoplesGas.com**

Phone
Toll Free:
866-689-6469

Mail A Check
Payments:
TECO
P.O. Box 31318
Tampa, FL 33631-3318
Mail your payment in the enclosed envelope.

All Other Correspondences:
Peoples Gas
P.O. Box 111
Tampa, FL 33601-0111

Contact Us

Residential Customer Care:
813-223-0800 (Tampa)
863-299-0800 (Lakeland)
352-622-0111 (Ocala)
954-453-0777 (Broward)
305-940-0139 (Miami)
727-826-3333 (St. Petersburg)
407-425-4662 (Orlando)
904-739-1211 (Jacksonville)
877-832-6747 (All Other Counties)

Online:
PeoplesGas.com
Phone:
Commercial Customer Care:
866-832-6249
Hearing Impaired/TTY:
7-1-1
Natural Gas Outage:
877-832-6747
Natural Gas Energy Conservation Rebates:
877-832-6747

Please Note: If you choose to pay your bill at a location not listed on our website or provided by Peoples Gas, you are paying someone who is not authorized to act as a payment agent at Peoples Gas. You bear the risk that this unauthorized party will relay the payment to Peoples Gas and do so in a timely fashion. Peoples Gas is not responsible for payments made to unauthorized agents, including their failure to deliver or timely deliver the payment to us. Such failures may result in late payment charges to your account or service disconnection.

TRUIST

OAKSTEAD COMMUNITY DEVEL

Business Rewards Visa

Billing cycle 07/27/26 - 08/26/26
Account number ending in 8900

Account summary

Previous balance		$2,512.91
Payments & other credits	-	$2,572.39
Purchases & other charges	+	$2,622.05
Balance transfers	+	$0.00
Cash advances	+	$0.00
Interest charged	+	**$0.00**
Fees charged	+	**$0.00**
New balance		**$2,562.57**

Credit limit	$12,000.00
Available credit	$9,437.43
Available for cash advance	$0.00
Statement closing date	08/26/2026
Days in billing cycle	31

Payment information

New balance	$2,562.57
Minimum payment due	**$26.00**
Payment due date	09/20/26

Spending this cycle

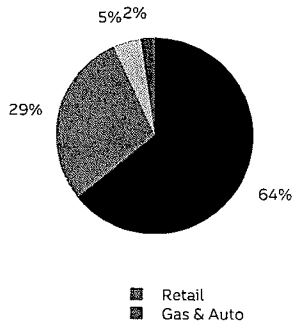

Questions?

Visit
truist.com

Call
844-4TRUIST
(844-487-8478)

International collect
910-914-8250

Write
TRUIST CARD SERVICES
PO BOX 200
WILSON,NC 27894-0200

Important information

If you or other cardholders on your account elect to set-up fixed recurring payment amounts, you must ensure that the fixed payment(s) cover at least the Minimum Payment Due for each billing cycle. Failing to pay at least the Minimum Payment Due by the payment due date may result in the assessment of late payment fees.

-A

Please detach bottom portion and submit with payment using enclosed envelope.

Account number ending in	**8900**
Statement closing date	08/26/26
New balance	$2,562.57
Minimum payment due	**$26.00**
Payment due Date	**09/20/26**
Amount enclosed	**$**

TRUIST BANK
PO BOX 400
WILSON NC 27894-0400

480000104021700000000000000260000000256257

Pay online at: TRUIST.COM
Pay by phone: 844-487-8478
Make checks payable to: TRUIST BANK

TRUIST BANK
PO BOX 791622
BALTIMORE MD 21279-1622

OAKSTEAD COMMUNITY DEVEL
C/O INFRAMARK
5645 CORAL RIDGE DR PMB 407
CORAL SPRINGS FL 33076-3124

⑈548900 38⑈: 56 130 1756⑆4 2230 7 48900⑈

TRUIST

OAKSTEAD COMMUNITY DEVEL

Business Rewards Visa

Billing cycle 07/27/26 - 08/26/26
Account number ending in 8900

Account summary

Previous balance		$2,512.91
Payments & other credits	-	$2,572.39
Purchases & other charges	+	$2,622.05
Balance transfers	+	$0.00
Cash advances	+	$0.00
Interest charged	+	**$0.00**
Fees charged	+	**$0.00**
New balance		**$2,562.57**

Credit limit	$12,000.00
Available credit	$9,437.43
Available for cash advance	$0.00
Statement closing date	08/26/2026
Days in billing cycle	31

Payment information

New balance	$2,562.57
Minimum payment due	**$26.00**
Payment due date	09/20/26

Spending this cycle

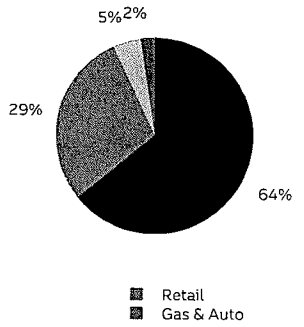

Questions?

Visit
truist.com

Call
844-4TRUIST
(844-487-8478)

International collect
910-914-8250

Write
TRUIST CARD SERVICES
PO BOX 200
WILSON,NC 27894-0200

Important information

If you or other cardholders on your account elect to set-up fixed recurring payment amounts, you must ensure that the fixed payment(s) cover at least the Minimum Payment Due for each billing cycle. Failing to pay at least the Minimum Payment Due by the payment due date may result in the assessment of late payment fees.

-A

Please detach bottom portion and submit with payment using enclosed envelope.

Account number ending in	**8900**
Statement closing date	08/26/26
New balance	$2,562.57
Minimum payment due	**$26.00**
Payment due Date	**09/20/26**
Amount enclosed	**$**

TRUIST BANK
PO BOX 400
WILSON NC 27894-0400

480000104021700000000000000260000000256257

Pay online at: TRUIST.COM
Pay by phone: 844-487-8478
Make checks payable to: TRUIST BANK

TRUIST BANK
PO BOX 791622
BALTIMORE MD 21279-1622

OAKSTEAD COMMUNITY DEVEL
C/O INFRAMARK
5645 CORAL RIDGE DR PMB 407
CORAL SPRINGS FL 33076-3124

"548900 38": 56 130 1756": 4 2230 7 48900"

TRUIST

OAKSTEAD COMMUNITY DEVEL

Business Rewards Visa

Billing cycle 07/27/26 - 08/26/26
Account number ending in 8900

Cardholder activity - continued

Tran date	Post date	Reference number	Transaction description	Amount
08/25	08/26	24316276238008884752082	The Pampering Plumber 727-2328400 FL	$193.00
LYNETTE TEMPERA		**Account number ending in 3771**		**Total: $2,187.62**
07/29	07/29	2469216621040528433 4157	AMAZON MKTPL*2Y0BQ7XY3 Amzn.com/billWA	$15.89
07/30	07/31	2469216621140684778 4114	AMAZON MKTPLACE PMTS Amzn.com/billWA	-$15.89
07/31	07/31	2469216621240706076 7616	AMAZON MKTPL*5N6EO1XD2 Amzn.com/billWA	$42.46
08/01	08/02	2469216621340859216 8363	AMAZON MKTPL*5N9VQ9QQ2 Amzn.com/billWA	$6.98
08/02	08/03	2405523621584536970 4559	AT HOME STORE 207 LUTZ FL	$82.89
08/02	08/02	2469216621440912016 6431	AMAZON MKTPL*5N63X1SP2 Amzn.com/billWA	$60.78
08/05	08/07	2480197621884938000 1453	IKARE PUBLISHING INC 813-991-7843 FL	$1,485.48
08/07	08/07	2469216621940425364 5988	AMAZON MKTPLACE PMTS Amzn.com/billWA	-$8.99
08/07	08/07	2469216621940425897 7451	AMAZON MKTPLACE PMTS Amzn.com/billWA	-$26.61
08/07	08/09	2469216621940460186 6950	AMAZON MKTPL*569OS98K1 Amzn.com/billWA	$29.96
08/09	08/10	2444500622200085374 9739	BEALLS WESLEY CHAPELFL	$31.96
08/10	08/11	2444500622340016190 3870	WM SUPERCENTER #988 LUTZ FL	$158.80
08/13	08/14	2469216622530200146 5377	AMAZON MKTPL*5H4DO3HK1 Amzn.com/billWA	$11.69
08/18	08/18	2401134623010001793 4617	AMAZON RETA* 5A6Z37G41 WWW.AMAZON.COWA	$129.06
08/18	08/19	2469216623040725258 2722	AMAZON MKTPL*5A6FI2XH1 Amzn.com/billWA	$7.99
08/19	08/20	2469216623140825609 8250	AMAZON MKTPL*5A7GV88G1 Amzn.com/billWA	$76.41
08/21	08/23	7469216623340070551 6910	AMAZON MKTPLACE PMTS Amzn.com/billWA	-$7.99
08/21	08/21	2469216623340004718 3101	AMAZON MKTPL*5A8432IY0 Amzn.com/billWA	$9.49
08/24	08/25	2408119623702924223 5390	WAL-MART #0988 LUTZ FL	$90.66
08/25	08/26	2469216623740102291 6610	AMAZON MKTPL*5O70Q31X2 Amzn.com/billWA	$6.60

Interest charge calculation

Your **Annual Percentage Rate (APR)** is the annual interest rate on your account.

Type of balance	Annual percentage rate (APR)	Periodic interest rate	Balance subject to interest rate	Interest charge	Expires on
PURCHASE	11.74% (V)	0.03217% (D)	$0.00	$0.00	-
PROMO	0.00%	0.00000% (D)	$0.00	$0.00	-

(V) = Variable Rate
(D) = Daily, (M) = Monthly

Rewards summary

Previous balance	$2,221.01
Earned	+$26.61
Bonus earned	+$1.22
Redeemed	-$0.00
Other adjustments	+$0.00
Ending balance	$2,247.62

About the rewards summary
The rewards balance listed here is valid as of your statement closing date. To redeem rewards or to check your up-to-date rewards balance, sign into Truist Online Banking.

Go paperless.
Enjoy quicker access to your monthly statements - viewable anytime, anywhere. Enroll today at Truist.com.

Set up automatic payments
Automatically pay your full statement balance, minimum payment or a set amount each each month. Sign in to Truist online banking to set up recurring payments today.

INV DATE	7-26-26 - 8-25-26					
VISA (LYNN)	4223070006683771	4223 0700 0551 0736 - LUIS				
DATE	ITEM PURCHASED	PURCHASE FROM	AMOUNT	ORIGINAL RECEIPT	CODING	
7/28/2026	GAS	7-ELEVEN	$15.02	yes	546063-53901	*
7/28/2026	halloween goodie bags	Amazon	$15.89	yes	549046-52701	*
7/29/2026	fall festival	Amazon	$42.46	yes	549046-57201	*
7/31/2026	fall festival	Amazon	($15.89)	yes	549046-57201	*
7/31/2026	fall festival	Amazon	$60.78	yes	549046-57201	*
7/31/2026	fall festival	Amazon	$6.98	yes	549046-57201	*
8/2/2026	fall festival	At Home	$82.89	yes	549046-57201	*
8/5/2026	Newsletter	Ikare	$1,485.48	yes	549924-57201	*
8/5/2026	GAS	7-ELEVEN	$18.00	yes	546063-53901	*
8/6/2026	fall festival	Amazon	$29.96	yes	549046-57201	*
8/6/2026	fall festival	Amazon	($8.99)	yes	551002-57201	*
8/7/2026	fall festival	Amazon	($26.61)	yes	551002-57201	*
8/9/2026	fall festival	Bealls	$31.96	yes	549046-57201	*
8/10/2026	fall festival	Walmart	$17.04	yes	549046-57201	*
"	fall décor	Walmart	$29.38	yes	551002-57201	*
"	cleaning supplies	Walmart	$112.38	yes	551003-57201	*
8/11/2026	GAS	7-ELEVEN	$16.18	yes	546063-53901	*
8/12/2026	monthly calendar 2026-2028	Amazon	$11.69	yes	551002-57201	*
8/13/2026	Juniper appreciation lunch	Fresco Pizza	$120.74	yes	?-57201	*
8/17/2026	2 year activity calendar	Amazon	$7.99	yes	551002-57201	*
8/17/2026	office file cabinet	Amazon	$129.06	yes	551002-57201	*
8/18/2026	mirrors for Polaris	Amazon	$76.41	yes	546063-53901	*
8/20/2026	monthly calendar 2027	Amazon	$9.49	yes	551002-57201	*
8/20/2026	monthly calendar	Amazon	($7.99)	yes	551002-57201	*
8/21/2026	GAS	7-ELEVEN	$12.01	yes	546063-53901	*
8/24/2026	counterfeit pen	Amazon	$6.60	yes	551002-57201	*
8/24/2026	cleaning supplies	Walmart	$56.41	yes	551002-57201	*
"	office supplies	Walmart	$34.25	yes	551003-57201	*
8/25/2026	plumbing	Pampering Plumber	$193.00	yes	546015-57201	
			$2,562.57			

Return summary



We've credited your refund
JOYIN Halloween Outdoor Decorations Giant Spider, 5 Ft Large Spider for Yard Lawn
Quantity: 1
View item status



We've credited your refund
Aowplc Halloween Pumpkin Stickers for Kids, 48 Large Faces | Mix & Match Pumpkin
Quantity: 1
View item status



We've credited your refund
YUJUN Halloween Hanging Bats for 12PCS 3D Halloween Yard Outdoor Decoration | 3
Quantity: 1
View item status

Total refund **$26.61**

VISA $26.61 to your Visa ending in 3771

See invoice

Continue shopping

Products related to your return



12 PCS Halloween Witch
1,105
Add to cart Buy Now



6 Pack Solar Jack O
579
Add to cart Buy Now



5 Pcs Black Halloween
1,050
Add to cart Buy Now



Halloween Decorations,
349
Add to cart Buy Now

1.9inch x 82Feet
782
Add to cart Buy Now

Deals trending on Amazon Business

Page 1 of 6



Be Kind Dear Person Behind Me The World is A Better Place T-Shirt
25
-10% $22.49
Limited time deal
List: $24.99
FREE Delivery
Wednesday, Sep 16



Add-a-Bag Luggage Strap, Adjustable Travel Carry Strap with Ring Hooks & Buckle, Heavy...
300
-50% $5.95
Limited time deal
List: $11.90
FREE One-Day Get it
Tomorrow, Sep 15



Zylioo XXL Baseball Cap for Big Heads Men Women, Washed Denim Dad Hat | Adjustable 5o...
2,425
-36% $16.99
Ends in 16:15:50
List: $26.47
FREE One-Day Get it
Tomorrow, Sep 15



Men's Short Sleeve Button Up Hawaiian Shirt 1950s Vintage Bowling Shirts
3,883
-10% $17.99
Limited time deal
Typical: $19.99
FREE One-Day Get it
Tomorrow, Sep 15



Production Crew T-Sl
3
-10% $14.39
Limited time deal
List: $15.99
FREE Delivery
Wednesday, Sep 16

OH THANK HEAVEN
FOR 7-ELEVEN

19677 STATE RD 54
LUTZ, FL
STORE: 38299
PHONE: 8134828488

07/28/2026 11:01:54
Receipt #: 2142777
TID: 00073829901

SALE
VISA
**********0736
AUTH: 02314G
REF: 78872040090
APPROVED
Entry: CHIP
Batch: 74
Seq: 56

PUMP	14
GRADE	REGULAR
GALLONS	3.851
PRICE/GAL	$ 3.899
FUEL TOTAL	$ 15.02
CREDIT	$ 15.02

VISA CREDIT
AID: A0000000031010
TC:
ARQC
DE95629E658A9A4B
COMPLETION

THANKS FOR
YOUR BUSINESS

546063 - 53901

Order Summary

Order placed July 28, 2026 Order # 112-5372972-6053803

Ship to

Lynn Tempera
3038 OAKSTEAD BLVD
LAND O LAKES, FL 34638-8060
United States

Payment method

Visa ending in 3771
View related transactions

549046

Order Summary

Item(s) Subtotal:	$15.89
Shipping & Handling:	$0.00
Total before tax:	$15.89
Estimated tax to be collected:	$0.00
Grand Total:	**$15.89**

Placed by Lynn Tempera

Arriving tomorrow



90shine 90PCS Halloween Treat Bags Party Favors - Trick or Treat Candy Goodie Gift Bag Stuffer Filler Paper Supplies Decorations with 90 Stickers
Sold by: jilmart
Supplied by: Other
$15.89

Back to top

prime business English Unitec

Conditions of Use Privacy Notice Your Ads Privacy Choice
© 1996-2026, Amazon.com, Inc. or its affiliates

Your refund was issued

We have issued your refund

$15.89 will be credited to your Visa by Aug 6

Continue shopping

Jul 30	Jul 30	Jul 30	Aug 6
Initiated	Dropped off	Refund Issued	Refund Credited



90shine 90PCS Halloween Treat Bags Party Favors - Trick or Treat Candy Goodie Gift

Quantity: 1

Total refund $15.89

VISA $15.89 to your Visa ending in 3771

View invoice

Drop-Off Package Receipt: 1 of 1

THIS IS NOT A SHIPPING LABEL. PLEASE SAVE FOR YOUR RECORDS.

DROP-OFF LOCATION:
The UPS Store #6434
18865 STATE ROAD 54
LUTZ FL 33558-8201

DROP-OFF DATE/TIME:
Thu 30 Jul 2026 3:58 PM

ESTIMATED PICKUP DATE:
UPS Thu 30 Jul 2026 1pkg

CUSTOMER:
Not Provided
ID Type: Not Provided

TOTAL PACKAGES: 1pkg

TRACKING/REFERENCE	CARRIER & SERVICE	WEIGHT
DhYztTlrRRMA	Contact Amazon for status	1.90 lb



90shine 90PCS Halloween Treat Bags Party Favors - Trick or...

Return code
The UPS Store



No Box No Label

Download

THIS RECEIPT LISTS EACH PACKAGE RECEIVED BY THE UPS STORE #6434 AND INDICATES THE INFORMATION FOR EACH PACKAGE HAS BEEN TRANSMITTED TO EACH CARRIER'S DATA SYSTEM. PACKAGES WITH OFFLINE LABELS WILL BE UPDATED AND PROCESSED BY THE UPS STORE PERSONNEL AND TRANSMITTED TO EACH CARRIER'S DATA SYSTEM AFTER A CONNECTION IS REESTABLISHED. THIS RECEIPT IS NOT CONFIRMATION THE CARRIER HAS PICKED UP THE PACKAGE. TO VERIFY THE STATUS OF A PACKAGE, GO TO HTTP://THEUPSSTORE.COM, SELECT TRACKING, THEN ENTER TRACKING #. IF YOU SELECTED A NO PACKAGING OPTION FOR YOUR RETURNED ITEM, PLEASE CONTACT THE VENDOR WITH THE LISTED TRACKING/REFERENCE NUMBER FOR RETURN/REFUND STATUS. THE UPS STORE DOES NOT MAINTAIN RETURN/REFUND STATUS FOR VENDORS. YOU ACKNOWLEDGE THAT THE SHIPMENT SERVICES PROVIDED BY THE UPS STORE #6434 FOR THE LISTED PACKAGES ARE SUBJECT TO AND GOVERNED BY EACH CARRIER AGREEMENT, IF APPLICABLE, THE RATES AND SERVICE GUIDE FOR EACH CARRIER, AND THE TARIFF IN EFFECT AT THE TIME OF SHIPMENT.

Get 3 Months of Free Mailbox Services*

*With 12-month mailbox services agreement, new box holders only, AVAILABLE AT PARTICIPATING LOCATIONS ONLY.

EF6A205EC64D478E85B2187CE4CA2B97

07/30/2026 03:57 PM Pacific Time
Powered by iShip(r) :C

Products related to your return



Giiffu 36Pcs Christmas
257
Add to cart | Buy Now



90shine 60PCS Halloween
652
Add to cart | Buy Now



ArtCreativity Halloween
1,910
Add to cart | Buy Now



Benresive 300 Pcs
1,388
Add to cart | Buy Now



118 PCS Halloween Party
203
Add to cart | Buy Now

Order Summary

Order placed July 29, 2026 Order # 112-6949541-0561840

Ship to

Lynn Tempera
3038 OAKSTEAD BLVD
LAND O LAKES, FL 34638-8060
United States

Payment method

Visa ending in 3771
View related transactions

Order Summary

Item(s) Subtotal:	$42.46
Shipping & Handling:	$0.00
Total before tax:	$42.46
Estimated tax to be collected:	$0.00
Grand Total:	**$42.46**

Placed by Lynn Tempera 549046

Arriving Friday



YUJUN Halloween Hanging Bats for 12PCS 3D Halloween Yard Outdoor Decoration
Sold by: GRACCEE
Supplied by: Other
$9.98



JOYIN Halloween Make 40 Faces Pumpkin Decorating Stickers with 18 Sticker Sheets in 12 Different Designs and Sizes Party Supplies Trick or Treat Party Favors
Sold by: JoyinDirect
Supplied by: Other
$6.86



Aowplc Pumpkin Decorating Stickers Kit - 48 Different Fun Faces, Large Halloween Stickers for Crafts, Party Favors, and Treats
Sold by: Jiaua
Supplied by: Other
$6.64



450 Sqft (After Streched with Holes) Uncut DIY Giant Spider Web Halloween Decorations Outdoor with 10 Ground Nails Stretchy Beef Cloth Netting Roll Cut-Your-Own Flexible Elastic for Yard Party Decor
Sold by: DDESP
Supplied by: Other
$8.99



JOYIN Halloween Outdoor Decorations Giant Spider, 5 Ft Large Spider for Yard Lawn Garden Patio Scary Halloween Outside Decor, Indoor Haunted House Prop and Home Party Decor, Black
Sold by: JoyinDirect
Supplied by: Other
$9.99

amazon.com

Details for Order #112-4850231-7841850

Order Placed: July 31, 2026
Amazon.com order number: 112-4850231-7841850
Order Total: USD 60.78

549046

Not Yet Shipped

Items Ordered	Price
2 of: *JCFIRE Halloween Temporary Tattoos for Kids, Halloween Party Favors, Treat or Trick Supplies, Crafts for Goodie Bag Stuf fers, Birthday Party Decorations Accessories, Games, Toys, Gifts* Sold by and invoiced on behalf of: JCFIRE Direct (seller profile) Condition: New	$5.99
1 of: *SUNPROUND 100Pcs Halloween Slap Bracelets, Halloween Party Favors Treat Toys for Kids Girls Boys, Slap Bracelets Bulk fo r Halloween Party Supplies, Halloween Treat Goodie Bags Gifts* Sold by and invoiced on behalf of: JEFLYTER TRADE LIMITED (seller profile) Condition: New	$9.99
1 of: *JOYIN 72PCS Halloween Treat Bags, Candy and Goodie Bags, 6 Styles with Stickers, Party Supplies for Kids Halloween Party Favors Exchange, Holiday Pastries Supplies* Sold by and invoiced on behalf of: JoyinDirect (seller profile) Seller Credentials: Classified Small Business - SBA Standard Business Price Condition: New	$14.84
3 of: *SULOLI 36 Pcs Halloween Bubble Wands, Halloween Pumpkin Mini Bubbles Bulk Toys Party Favors Treat Bag Stuffers Goody Bag Filler for Kids Adults* Sold by and invoiced on behalf of: HUNIEE (seller profile) Condition: New	$7.99

Shipping Address:
Lynn Tempera
3038 OAKSTEAD BLVD
LAND O LAKES, FL 34638-8060
United States

Shipping Speed:
Delivery in fewer trips to your address

Payment information

Payment Method:
Visa | Last digits: 3771

Billing address
Lynn Tempera
3038 OAKSTEAD BLVD
LAND O LAKES, FL 34638-8060
United States

Item(s) Subtotal:	USD 60.78
Shipping & Handling:	USD 0.00
Total before tax:	USD 60.78
Estimated tax to be collected:	USD 0.00
Grand Total:	**USD 60.78**

Order Summary

Order placed July 31, 2026 Order # 112-2097178-2692241

Ship to

Lynn Tempera
3038 OAKSTEAD BLVD
LAND O LAKES, FL 34638-8060
United States

Payment method

Visa ending in 3771
View related transactions

Order Summary

Item(s) Subtotal:	$6.98
Shipping & Handling:	$0.00
Total before tax:	$6.98
Estimated tax to be collected:	$0.00
Grand Total:	**$6.98**

Placed by Lynn Tempera

Arriving Sunday



CCINEE Halloween Cellophane Treat Bags, 150pcs Halloween Plastic Clear Candy Bags with 300pcs Twists for Snacks Cookies Packing
Sold by: CCINEE-US
Supplied by: Other
$6.98

Back to top

prime business English United States

Conditions of Use Privacy Notice Your Ads Privacy Choices
© 1996-2026, Amazon.com, Inc. or its affiliates

at home

Lutz
2160 GRAND CYPRESS DRIVE
LUTZ, F. 33559
United States
813-345-3775

549046

Store: 207 Register: 21
Date: 8/2/26 Time: 11:55 AM
Ticket: 30
Cashier: 774762

Customer: Lynn Tempest

Item	Qty	Price	Amount	
Glass Pumpkin Dispenser 2.2Gal				
197154454244	1	24.99	24.99	T
9IN SKULL ON BOOKS W/ CROW				
197154464014	1	9.99	9.99	T
13in Hellebarus/Rose Bush - Wi				
197154006931	1	7.99	7.99	T
46in Rivera Stem - Hanging Oven				
197154006849	1	7.99	7.99	T
27in Rose Stem - Grey				
197154007280	1	4.99	4.99	T
11in Velvet Rose Pick - Red				
197154007068	1	2.99	2.99	T
11in Velvet Rose Pick - Red				
197154007068	1	2.99	2.99	T
46in Rivera Stem - Hanging Oven				
197154006849	1	7.99	7.99	T
46in Pothos Hanging Stem - Bla				
197154007457	1	4.99	4.99	T
11in Velvet Rose Pick - Red				
197154007068	1	2.99	2.99	T
46in Pothos Hanging Stem - Bla				
197154007457	1	4.99	4.99	T

Subtotal $82.89
Tax 0.00

Total $82.89

Visa $82.89

Change 0.00

Card No.: XXXXXXXXXXXX3771
Trans Time: 08/02/2026 11:59 AM
Trans Token: 100000000485435
IAD: 061F1203A08000
Transaction Type: Sale
Card Type: VISA
Entry Method: INSERT TSI 6800

1508 Rincon Drive
Wesley Chapel, FL 33544
813-991-7843

www.IKarepublishing.com
IKarepublishing@gmail.com

IKARE PUBLISHING INC.

PAID 08/05/2026

549924

INVOICE #: 20756A

DATE: 8/5/2026

TERMS: Due on receipt

BILL TO:

OAKSTEAD CDD / LYNETTE TEMPERA
210 NORTH UNIVERSITY DRIVE
CORAL SPRINGS FL 33071

Thank you for doing business with IKare Publishing Inc.

Arbor Greene
Bay Crest Park
Calusa Trace
Carrollwood Meadows
Charleston Corners
Cheval
Country Place
Countryway
Dana Shores/Pelican Island
East Lake Woodlands

Fawn Ridge
Heritage Harbor
Lexington Oaks
Longleaf
Plantation Palms
The Eagles
Twelve Oaks
Van Dyke Farms
Villages of Bayport
Westchester

DESCRIPTION	AMOUNT
Color/Gloss 8 Pages - 1191 copies - September 2026	1,485.48

For your convenience you will be emailed an invoice upon opening your account. Once your first payment has been received and your account has been established you will be billed automatically each month for the advertising you approved.
If you have any questions, please call me at (813)991-7843 of you may email me at IKarepublishing@gmail.com

Terms: All invoices are due and payable upon receipt. Accounts over 30 days past due will be charged a monthly late fee of $10.00. Any changes or cancellation of ad must be received by IKare Publishing 30 days prior to the deadline of the issue the ad is placed. Client agrees to pay all collection costs and attorney fees necessary to collect past due amounts as permitted by law.

Amount Due this Invoice $1,485.48

Payments/Credits -$1,485.48

OH THANK HEAVEN
FOR 7-ELEVEN

19677 STATE RD 54
LUTZ, FL
STORE: 38299
PHONE: 8134828488

08/05/2026 09:06:23
Receipt #: 2140155
TID: 00073829901

SALE
VISA
**********0736
AUTH: 09973G
REF: 94095819740
APPROVED
Entry: CHIP
Batch: 66
Seq: 16

PUMP	14
GRADE	REGULAR
GALLONS	4.500
PRICE/GAL	$ 3.999
FUEL TOTAL	$ 18.00
CREDIT	$ 18.00

VISA CREDIT
AID: A0000000031010
TC:
ARQC
C07E4B0368E15994
COMPLETION

THANKS FOR
YOUR BUSINESS

546063

amazon.com

Details for Order #112-1457648-8123412

Order Placed: August 6, 2026
Amazon.com order number: 112-1457648-8123412
Order Total: USD 29.96

549046

Not Yet Shipped	
Items Ordered	**Price**
2 of: *110pcs Orange Balloon 12 inch, Orange Latex Balloons for Birthday Party Baby Shower Wedding(with 2 Ribbons).* Sold by and invoiced on behalf of: KUULBELA (seller profile) Condition: New	$7.99
2 of: *110pcs Black Balloon 12 inch, Black Latex Balloons for Birthday Party Baby Shower Wedding(with 2 Ribbons).* Sold by and invoiced on behalf of: KUULBELA (seller profile) Condition: New	$6.99

Shipping Address:
Lynn Tempera
3038 OAKSTEAD BLVD
LAND O LAKES, FL 34638-8060
United States

Shipping Speed:
Rush Shipping

Payment information	
Payment Method: Visa | Last digits: 3771	Item(s) Subtotal: USD 29.96 Shipping & Handling: USD 2.99 Free Shipping: -USD 2.99
Billing address Lynn Tempera 3038 OAKSTEAD BLVD LAND O LAKES, FL 34638-8060 United States	Total before tax: USD 29.96 Estimated tax to be collected: USD 0.00
	Grand Total: USD 29.96

To view the status of your order, return to Order Summary .

Conditions of Use | Privacy Notice © 1996-2020, Amazon.com, Inc.

24

549046

bealls | HOME centric

BEALLS WESLEY CHAPEL #481
6105 Wesley Grove Blvd

Wesley Chapel, FL 33544
(813) 701-9619

TAX EXEMPT SALE

653 CRAFTS	97094993	7.99
653 CRAFTS	97094993	7.99
653 CRAFTS	97095938	7.99
653 CRAFTS	97095938	7.99

EXEMPT ID# 858012574746c3
ORGANIZATION: Oakstead community D

SUBTOTAL	$31.96
7.0% SALES TAX	$0.00
7.0% SALES TAX	$0.00
7.0% SALES TAX	$0.00
7.0% SALES TAX	$0.00
TOTAL	$31.96
VISA	$31.96

PURCHASE **********3771 Visa $31.96
CHIP READ
Approved
AUTH# 05207G
INVOICE #: 7194
08-09-2026 11:52:19
SEQUENCE NO: 719401

VISA CREDIT
Mode: Issuer
AID: A0000000031010
TSI: 6800

NO SIGNATURE REQUIRED

THANK YOU
for shopping at bealls!

CUSTOMER COPY

99048107719420674114401 3

ITEMS 4
08/09/26 11:52:19AM 0481 07 1144012 7194

We accept returns with receipt
within 60 days.
For more details go to bealls.com.
Join our Team!.
Text APPLY to 1-844-708-3550.

FRESCO PIZZA
18853 STATE RD 54
Lutz , FL, 33558
813 [illegible]7400

08/12/2026 [illegible]:45
TPN: 1925 [illegible]310

SALE

Trans #:6	Batch #:253
VISA	CONTACTLESS
MODE:	Issuer
******0736	**/**
Base Amt:	**$120.74**

Tip Amt: $ ____.__

Total : $ ____.__

Tip Suggestion

%	Tip	Total
15	$18	$138.85[ ]
[illegible]	$24.14	$144.88[ ]
25	$30.18	[illegible]92[ ]
30	$36.22	[illegible].96[ ]

Resp:	APPROVED 00
Code:	06258G
Ref#:	622415010248
App Name:	VISA CREDIT
AID:	A0000000031010
TVR:	0000000000

Cardholder acknowledges receipt of goods and obligations set forth by the cardholder's agreement with issuer.

Signatu[illegible]
CARDHOLDER/VISA
MERCHANT COPY

Appreciation
Lunch for
Bonjour

Give us feedback @ Survey.Walmart.com
Thank you! ID #: [illegible]

Walmart

NW Supercenter
813-949-4236 Mgr: SHANE
1575 LAND O LAKES BLVD
LUTZ FL 33549
ST# 00988 OP# 006409 TE# 27 TR# 02583

ITEMS SOLD 15
TC# 5796 6909 6999 0430 0230 1

GV 13G TRASH	194346378250	16.73 N
GV TRASHBAG	194346207680	15.62 N
GV TRASHBAG	194346207680	15.62 N
GVDISNFCT300	078742208920	10.78 N
GVDISNFCT300	078742208920	10.78 N
GV 13G TRASH	194346378250	16.73 N
GVDISNFCT300	078742208920	10.78 N
GV HAWAI 2CT	078742023520	7.77 N
GV HAWAI 2CT	078742023520	7.77 N
PEPSI	012000102000	8.62 N
FLRL ARRMENT	708016018940	14.47 N
BR HYDR STEM	810174035930	4.97 N
BR HYDR STEM	810174035930	4.97 N
BR HYDR STEM	810174035930	4.97 N
7UP	078000011800	8.42 N

SUBTOTAL	158.80
TOTAL	158.80
VISA TEND	158.80
CHANGE DUE	0.00

VISA CREDIT- 3771 I 1 APPR#04863G
158.80 TOTAL PURCHASE
REF # UKV76M033064
TRANS ID - 586222594153173
VALIDATION - 5C99
PAYMENT SERVICE - E
AID A0000000031010
TERMINAL # 56795167
*No Signature Required
08/10/26 12:30:14

Tax ID: 858012574763
GOVERNMENT
GOVERNMENT, LOCAL

Single Purchase Exemption
Consumer's Certificate of Exemption
DR-14

549046 - 17.04

551003 - 112.38

551002 - 29.38

Mileage

OH THANK HEAVEN
FOR 7-ELEVEN

19677 STATE RD 54
LUTZ, FL
STORE: 38299
PHONE: 8134828488

08/11/2026 10:09:58
Receipt #: 2146454
TID: 00073829901

SALE
VISA
**********0736
AUTH: 09993G
REF: 84400220075
APPROVED
Entry: CHIP
Batch: 94
Seq: 42

PUMP	14
GRADE	REGULAR
GALLONS	4.045
PRICE/GAL	$ 3.999
FUEL TOTAL	$ 16.18
CREDIT	$ 16.18

VISA CREDIT
AID: A0000000031010
TC:
ARQC
125EBFF936E31665
COMPLETION

THANKS FOR
YOUR BUSINESS

amazon.com

Details for Order #112-5896603-5572247

Order Placed: August 12, 2026
Amazon.com order number: 112-5896603-5572247
Order Total: USD 11.69

551002

Not Yet Shipped	
Items Ordered	**Price**
1 of: *2027-2028 Monthly Planner - Monthly Planner 2027-2028, 2 Year, 9" x 11"* Sold by and invoiced on behalf of: Coboll (seller profile) Condition: New	$12.99

Shipping Address:
Lynn Tempera
3038 OAKSTEAD BLVD
LAND O LAKES, FL 34638-8060
United States

Shipping Speed:
FREE Prime Delivery

Payment information

Payment Method:
Visa | Last digits: 3771

Billing address
Lynn Tempera
3038 OAKSTEAD BLVD
LAND O LAKES, FL 34638-8060
United States

Item(s) Subtotal:	USD 12.99
Shipping & Handling:	USD 0.00
Your Coupon Savings:	-USD 1.30
Total before tax:	USD 11.69
Estimated tax to be collected:	USD 0.00
Grand Total:	**USD 11.69**

To view the status of your order, return to Order Summary .

Conditions of Use | Privacy Notice © 1996-2020, Amazon.com, Inc.

amazon.com

Details for Order #112-6985207-9169004

Order Placed: August 17, 2026
Amazon.com order number: 112-6985207-9169004
Order Total: USD 7.99

551002

Not Yet Shipped	
Items Ordered	**Price**
1 of: *Blue Sky 2026 24-Month Monthly Planner Calendar, 8.5"x11", Coming Up Roses* Sold by and invoiced on behalf of: Day Designer (seller profile) Seller Credentials: 889 Certification, Classified Small Business - SBA Standard Condition: New	$7.99

Shipping Address:
Lynn Tempera
3038 OAKSTEAD BLVD
LAND O LAKES, FL 34638-8060
United States

Shipping Speed:
FREE Prime Delivery

Payment information	
Payment Method: Visa | Last digits: 3771	Item(s) Subtotal: USD 7.99 Shipping & Handling: USD 0.00
Billing address Lynn Tempera 3038 OAKSTEAD BLVD LAND O LAKES, FL 34638-8060 United States	Total before tax: USD 7.99 Estimated tax to be collected: USD 0.00 **Grand Total: USD 7.99**

To view the status of your order, return to Order Summary .

Conditions of Use | Privacy Notice © 1996-2020, Amazon.com, Inc.

Order Summary

Order placed August 17, 2026 Order # 112-7384290-5824254 551002

Ship to
Lynn Tempera
3038 OAKSTEAD BLVD
LAND O LAKES, FL 34638-8060
United States

Payment method
Visa ending in 3771
View related transactions

Order Summary

Item(s) Subtotal:	$129.06
Shipping & Handling:	$0.00
Total before tax:	$129.06
Estimated tax to be collected:	$0.00
Grand Total:	**$129.06**

Placed by Lynn Tempera

Arriving tomorrow



Lavish Home 2 Drawer File Cabinet Printer Stand, White, 30.5"x15.75"x25.5"
Sold by: Amazon.com
Supplied by: Other
$129.06

Back to top

prime business English Unitec

Conditions of Use Privacy Notice Your Ads Privacy Choice
© 1996-2026, Amazon.com, Inc. or its affiliates

amazon.com

Details for Order #112-5309276-9780211

Order Placed: August 18, 2026
Amazon.com order number: 112-5309276-9780211
Order Total: USD 76.41

546063

Not Yet Shipped	
Items Ordered	**Price**
1 of: *KEMIMOTO UTV Side Mirrors, UTV Rearview Mirrors Fit for Windshield Compatible with Pro-Fit Polaris Ranger General Can-Am Defender Maverick Trail, 3-axis Rotation Breakaway Rear View Accessories* Sold by and invoiced on behalf of: KemimotoHunting (seller profile) Business Price Condition: New	$43.69
1 of: *KEMIMOTO UTV Rear View Mirror Compatible with Polaris Ranger 2017-2026* Sold by and invoiced on behalf of: KemimotoHunting (seller profile) Condition: New	$36.74

Shipping Address:
Lynn Tempera
3038 OAKSTEAD BLVD
LAND O LAKES, FL 34638-8060
United States

Shipping Speed:
FREE Prime Delivery

Payment information	
Payment Method: Visa | Last digits: 3771	Item(s) Subtotal: USD 80.43 Shipping & Handling: USD 0.00 Promotion applied:: -USD 4.02
Billing address Lynn Tempera 3038 OAKSTEAD BLVD LAND O LAKES, FL 34638-8060 United States	Total before tax: USD 76.41 Estimated tax to be collected: USD 0.00 **Grand Total: USD 76.41**

To view the status of your order, return to Order Summary .

Conditions of Use | Privacy Notice © 1996-2020, Amazon.com, Inc.

Order Summary

Order placed August 20, 2026 Order # 112-9242037-6847408

Ship to

Lynn Tempera
3038 OAKSTEAD BLVD
LAND O LAKES, FL 34638-8060
United States

Payment method

Visa ending in 3771
View related transactions

Order Summary

Item(s) Subtotal:	$9.49
Shipping & Handling:	$0.00
Total before tax:	$9.49
Estimated tax to be collected:	$0.00
Grand Total:	**$9.49**

Placed by Lynn Tempera

Arriving tomorrow



Blue Sky 2027 Monthly Planner Calendar, 8.5"x11", Solid Black
Sold by: Day Designer
Supplied by: Other
$9.49

Back to top

prime business English United States

Conditions of Use Privacy Notice Your Ads Privacy Choices
© 1996-2026, Amazon.com, Inc. or its affiliates

OH THANK HEAVEN
FOR 7-ELEVEN

19677 STATE RD 54
LUTZ, FL
STORE: 38299
PHONE: 8134828488

08/21/2026 09:10
Receipt #: 213741
TID: 00073829901

SALE
VISA
**********0736
AUTH: 05622G
REF: 66873521476
APPROVED
Entry: CHIP
Batch: 77
Seq: 78

PUMP	13
GRADE	REGULAR
GALLONS	3.128
PRICE/GAL	$ 3.839
FUEL TOTAL	$ 12.01
CREDIT	$ 12.01

VISA CREDIT
AID: A0000000031010
TC:
ARQC
5FDC757316SB6735
COMPLETION

THANKS FOR
YOUR BUSINESS

We've credited your refund



Continue shopping

You're all set

$8.99 has been credited to your Visa. Don't see your refund yet?

Aug 6	Aug 6	**Aug 13**
Refund Initiated	Refund issued	**Refund credited**



450 Sqft (After Streched with Holes) Uncut DIY Giant Spider
Size: 450 Sqft White
Quantity: 1

Products related to your return



Viewpick Halloween
31
$17.99
Add to cart Buy Now



Halloween Caution Tape
21
$5.99
Add to cart Buy Now

Total refund $8.99

VISA $8.99 to your Visa ending in 3771

See invoice

Deals trending on Amazon Business

Page 1 of 6



Be Kind Dear Person Behind Me The World is A Better Place T-Shirt
25
-10% $22.49
Limited time deal
List: ~~$24.99~~
FREE Delivery
Wednesday, Sep 16



Add-a-Bag Luggage Strap, Adjustable Travel Carry Strap with Ring Hooks & Buckle, Heavy...
300
-50% $5.95
Limited time deal
List: ~~$11.90~~
FREE One-Day Get it
Tomorrow, Sep 15



Zylioo XXL Baseball Cap for Big Heads Men Women, Washed Denim Dad Hat | Adjustable So...
2,425
-36% $16.99
Ends in 16:17:24
List: ~~$26.47~~
FREE One-Day Get it
Tomorrow, Sep 15



Men's Short Sleeve Button Up Hawaiian Shirt 1950s Vintage Bowling Shirts
3,883
-10% $17.99
Limited time deal
Typical: ~~$19.99~~
FREE One-Day Get it
Tomorrow, Sep 15



Production Crew T-Sl
3
-10% $14.39
Limited time deal
List: ~~$15.99~~
FREE Delivery
Wednesday, Sep 16

Buy it again View All & Manage

The UPS Store

Return code

Download QR Code

No Box No Label

Return summary

Your refund will be issued within 24 hours after dropoff. Once issued, the refund is typically credited to your original payment method within 7 days, depending on your financial institution.

Refund subtotal	$7.99
Return shipping FREE	$0.00
Total estimated refund*	**$7.99**

Refund method

$7.99 to your Visa ending in 3771

*The total refund amount may vary based on Amazon return policy.

Learn more about Amazon return policy

UPS Store return instructions



No shipping box required

Keep the item in its original manufacturer packaging.

Order Summary

Order placed August 24, 2026 Order # 112-5185896-4846636

Ship to

Lynn Tempera
3038 OAKSTEAD BLVD
LAND O LAKES, FL 34638-8060
United States

Payment method

Visa ending in 3771
View related transactions

Order Summary

Item(s) Subtotal:	$6.60
Shipping & Handling:	$0.00
Total before tax:	$6.60
Estimated tax to be collected:	$0.00
Grand Total:	**$6.60**

Placed by Lynn Tempera

Arriving tomorrow



Counterfeit Money Detector Pen (2 Counterfeit Pens) - Detect Fake Bills
Sold by: Hidden Valley Merchandise
Supplied by: Other
$6.60

Back to top

prime business English United States

Conditions of Use Privacy Notice Your Ads Privacy Choices
© 1996-2026, Amazon.com, Inc. or its affiliates

Give us feedback @ survey.walmart.com
Thank you! ID #:7WSYGHBPRN3

Walmart

WM Supercenter
813-949-4238 Mgr. SHANE
1575 LAND O LAKES BLVD
LUTZ FL 33549
ST# 00988 OP# 002982 TE# 26 TR# 03547

ITEMS SOLD 12
TC# 9581 2103 2027 5575 5668

GV 19 MM	194346571020	4.77 N
GV 19 MM	194346571020	4.77 N
GV 19 MM	194346571020	4.77 N
GV 19 MM	194346571020	4.77 N
DMN ORG51.5	030772191870	8.44 N
BIC 4PK TAPE	070330505890	5.97 N
ZEVO	818135018560	14.97 N
TOILET CLNR	078742331550	3.48 N
TOILET CLNR	078742331550	3.48 N
TOILET CLNR	078742331550	3.48 N
TOILET CLNR	078742331550	3.48 N
5PK PAPER	842356061580	28.28 N

SUBTOTAL	90.66
TOTAL	90.66
VISA TEND	90.66
CHANGE DUE	0.00

VISA CREDIT- 3771 I 1 APPR#00868G
90.66 TOTAL PURCHASE
REF # 623652152854
TRANS ID - 356236578798144
VALIDATION - 5LXN
PAYMENT SERVICE - E
AID A0000000031010
TERMINAL # 24997753
*No Signature Required
08/24/26 12:04:38

Tax ID: 8580125747603
GOVERNMENT
GOVERNMENT, LOCAL

Single Purchase Exemption
Consumer's Certificate of Exemption
DR-14
Issued Pursuant to Chapter 212,
Florida Status

551002 $34.25

551003 $56.41

Melissa ✓

LOWE'S PRO

PAYMENT STUB

Account: 9700 609031 6 Statement Date: 09/02/26 Page: 1 of 5

Account: 9700 609031 6

Your Pro Rewards are better than ever with MyLowe's Pro Rewards . Learn more about the MyLowe's Pro Rewards Program and check your points balance at Lowes.com/account.

OAKSTEAD CDD
ATTN: A/P
3038 OAKSTEAD BLVD
LAND O LAKES, FL 34638-8060

PLEASE INDICATE ADDRESS CHANGES

OAKSTEAD CDD 99525
ATTN: A/P N102
3038 OAKSTEAD BLVD
LAND O LAKES, FL 34638-8060

PAYMENT ADDRESS
Lowe's
P.O. Box 669821
Dallas TX 75266-0775

Customer Service Online at www.lowescredit.com
This account is already registered.
See Your Online Admin to get a User ID & Password

Account Balance Summary

Current Invoices & Returns	$ 726.94
1-30 Days Past Due	$ 0.00
31-60 Days Past Due	$ 0.00
Over 60 Days Past Due	$ 0.00
Unapplied Payments & Adjustments	$ 0.00
Statement Balance 5/6 9654.95	~~$ 726.94~~

Unapplied payments will be automatically applied to the oldest balance after 90 days.

Amount Due

NO PAYMENT IS DUE

AMOUNT ENCLOSED $_____

FOR PAYMENT ENCLOSED PLEASE CHECK ONE OF THE FOLLOWING OPTIONS:

☐ Payment is for entire amount billed. Please apply to all invoices.

☐ Payment is for specific invoices. Please indicate by ☑ beside the invoices/returns/unapplied payments you are paying/applying and return the payment stub(s) with your check.

☐ Apply enclosed payment to oldest invoice(s).

PAYMENT OPTIONS

- Pay Online (once registered with Online Account Management)
- Pay by phone with live agent: 1-866-232-7443
- Pay at your local Lowe's store
- Pay by Mail:
  Lowe's
  P.O. Box 669821
  Dallas TX 75266-0775

Tear Here

970060903L

000000000

Purchases, returns, and payments made just prior to the statement date may not appear until the next month's statement. Any payments received after 5pm on any business day or on any day other than a business day, at the address above, will be credited on the next business day. If the payment is made at a location other than such address, credit may be delayed.

PLEASE RETURN ALL STUBS WITH YOUR PAYMENT
Retain left portion for your records.

-Continue-

COLR649A 5879 5005 A7G 07 260902 PAGE 00001 OF 00005 99525

PAYMENT STUB

ACCOUNT ACTIVITY

Account Number : 9700 609031 6

Payments Received

Date	Reference	Amount	Description
08/27/26		$ (163.52)	PAYMENT RECEIVED - THANK YOU

Current Invoices & Returns

Date	Invoice	Original Amount	Due Date	Store/City	Reference
08/04/26	989183 -RDJZRK	$ 108.70	10/20/26	2238 LUTZ, FL	SHOP
08/05/26	993687 -RDOPEV	$ 65.11	10/20/26	2238 LUTZ, FL	SHOP
08/11/26	990819 -REIKGP	$ 345.05	10/20/26	2238 LUTZ, FL	SHOP
08/11/26	991219 -REIKGW	$ (71.99)	10/20/26	2238 LUTZ, FL	
08/25/26	979063 -RGEQIV	$ 182.10	10/20/26	2238 LUTZ, FL	SHOP
08/26/26	978494 -RGIXES	$ 25.98	10/20/26	2238 LUTZ, FL	SHOP
Subtotal		$ 654.95			

Invoice	Please Indicate by ☑ Invoices You are Paying	Date & Amount Due
989183	☑	08/04/26 $ 108.70
993687	☑	08/05/26 $ 65.11
990819	☑	08/11/26 $ 345.05
991219 -71.99		08/11/26 $ 0.00
979063	☑	08/25/26 $ 182.10
978494	☑	08/26/26 $ 25.98
Subtotal		$ 726.94

S/B $654.95

Tear Here

Account Balance Summary
9700 609031 6

Total
$ 726.94

-Continue-

COLR649A 5879 5005 A7G 07 260902 PAGE 00002 OF 00005 99525

Current Invoice Details

Mail Payments to:
Lowe's
P.O. Box 669821
Dallas TX 75266-0775

OAKSTEAD CDD
Account : 9700 609031 6
Store/City: 2238 / LUTZ, FL
Buyer: CHAGUCEDA LOUIS

Date of Sale: 08/04/26
Invoice: 989183 -RDJZRK
P.O. / JOB: SHOP

S.K.U.	DESCRIPTION	QUANTITY	UNIT	PRICE	EXT. PRICE
000000000810483	PS 6-MIL 10-FT X 100-FT C	1.00	EA	75.98	75.98
000000001060843	18-OZ DAMPRID DISPOSABLE	1.00	EA	7.11	7.11
000000000573325	BOS 3/8-IN HD STAPLE 1250	1.00	EA	4.73	4.73
000000000308830	BOS HD STAPLE/BRAD GUN	1.00	EA	20.88	20.88
000000000155670	PROMOTIONAL DISCOUNT APPL	1.00	EA	0.00	0.00

Subtotal: 108.70 Tax: 0.00 Balance Due: 108.70

Mail Payments to:
Lowe's
P.O. Box 669821
Dallas TX 75266-0775

OAKSTEAD CDD
Account : 9700 609031 6
Store/City: 2238 / LUTZ, FL
Buyer: CHAGUCEDA LOUIS

Date of Sale: 08/05/26
Invoice: 993687 -RDOPEV
P.O. / JOB: SHOP

S.K.U.	DESCRIPTION	QUANTITY	UNIT	PRICE	EXT. PRICE
000000006535732	Pinalen Pro Original 172o	2.00	EA	11.38	22.76
000000000023972	3/4-IN X 5-FT SCH40 PVC P	1.00	PC	4.66	4.66
000000005327217	POLYKEN General Purpose F	1.00	EA	12.90	12.90
000000000797860	RAIN R SHINE HANDY PACKS	1.00	EA	13.95	13.95
000000000023868	3/4-IN SCH40 ELBOW 406007	5.00	EA	0.83	4.15
000000000023874	3/4-IN SCH40 TEE 401007	2.00	EA	0.94	1.88
000000000023850	3/4-IN SCH40 COUPLING 429	7.00	EA	0.56	3.92
000000000023896	3/4-IN SCH40 CAP 447007	1.00	EA	0.89	0.89
000000000155670	PROMOTIONAL DISCOUNT APPL	1.00	EA	0.00	0.00

Subtotal: 65.11 Tax: 0.00 Balance Due: 65.11

Mail Payments to:
Lowe's
P.O. Box 669821
Dallas TX 75266-0775

OAKSTEAD CDD
Account : 9700 609031 6
Store/City: 2238 / LUTZ, FL
Buyer: CHAGUCEDA LOUIS

Date of Sale: 08/11/26
Invoice: 990819 -REIKGP
P.O. / JOB: SHOP

S.K.U.	DESCRIPTION	QUANTITY	UNIT	PRICE	EXT. PRICE
000000001329421	2/0X1FT ZNC PLTD P LNK(-3	55.00	FT	2.36	129.80
000000000552328	4-4-8 TREATED #2 GRADE TI	6.00	EA	9.86	59.16
000000000003439	BH SCREW EYE 0X2 7/8 6CT	1.00	EA	6.63	6.63
000000004834620	3150BC 3/16IN QCK LNK	2.00	EA	13.28	26.56

-Continue-

COLR649A 5879 5005 A7G 07 260902 PAGE 00003 OF 00005 99525

S.K.U.	DESCRIPTION	QUANTITY	UNIT	PRICE	EXT. PRICE
000000000064224	2-7/8-IN SCREW EYE	5.00	CA	1.69	8.45
000000000020678	5/8 X 2 SCREW EYE ZN	1.00	EA	1.41	1.41
000000005144306	RB 12X12 OCTAGON NO TRES	4.00	EA	14.23	56.92
000000000158668	PS 1000FT YELLOW CAUTION	2.00	EA	14.23	28.46
000000000293316	SAKRETE 60-LB CONCRETE MI	6.00	BA	4.61	27.66
000000000155670	PROMOTIONAL DISCOUNT APPL	1.00	EA	0.00	0.00

Subtotal: 345.05 Tax: 0.00 Balance Due: 345.05

Mail Payments to:

Lowe's
P.O. Box 669821
Dallas TX 75266-0775

OAKSTEAD CDD
Account : 9700 609031 6
Store/City: 2238 / LUTZ, FL
Buyer: CHAGUCEDA LOUIS

Date of Sale: 08/11/26
Invoice: 991219 -REIKGW
P.O. / JOB:

S.K.U.	DESCRIPTION	QUANTITY	UNIT	PRICE	EXT. PRICE
000000000293316	SAKRETE 60-LB CONCRETE MI	2.00	BA	(4.61)	(9.22)
000000000064224	2-7/8-IN SCREW EYE	5.00	CA	(1.69)	(8.45)
000000004834620	3150BC 3/16IN QCK LNK	2.00	EA	(13.28)	(26.56)
000000000552328	4-4-8 TREATED #2 GRADE TI	2.00	EA	(9.86)	(19.72)
000000000003439	BH SCREW EYE 0X2 7/8 6CT	1.00	EA	(6.63)	(6.63)
000000000020678	5/8 X 2 SCREW EYE ZN	1.00	EA	(1.41)	(1.41)

Subtotal: (71.99) Tax: 0.00 Balance Due: (71.99)

Mail Payments to:

Lowe's
P.O. Box 669821
Dallas TX 75266-0775

OAKSTEAD CDD
Account : 9700 609031 6
Store/City: 2238 / LUTZ, FL
Buyer: CHAGUCEDA LOUIS

Date of Sale: 08/25/26
Invoice: 979063 -RGEQIV
P.O. / JOB: SHOP

S.K.U.	DESCRIPTION	QUANTITY	UNIT	PRICE	EXT. PRICE
000000001045079	MOXIE 180-CT TRASHBAG BON	2.00	EA	21.83	43.66
000000000224273	55-GAL 1-MIL 40-CT DRUM L	4.00	EA	21.83	87.32
000000000071877	HM #66 KWIKSET BRASS KEY	6.00	EA	5.68	34.08
000000000071891	HM #69 MASTER PADLOCK BRA	3.00	EA	5.68	17.04
000000000155670	PROMOTIONAL DISCOUNT APPL	1.00	EA	0.00	0.00

Subtotal: 182.10 Tax: 0.00 Balance Due: 182.10

-Continue-

COLR649A 5879 5005 A7G 07 260902 PAGE 00004 OF 00005 99525

Mail Payments to:

Lowe's
P.O. Box 669821
Dallas TX 75266-0775

OAKSTEAD CDD
Account : 9700 609031 6
Store/City: 2238 / LUTZ, FL
Buyer: CHAGUCEDA LOUIS

Date of Sale: 08/26/26
Invoice: 978494 -RGIXES
P.O. / JOB: SHOP

S.K.U.	DESCRIPTION	QUANTITY	UNIT	PRICE	EXT. PRICE
000000000118014	RB SS DBL CYL DEADBOLT	1.00	EA	15.18	15.18
000000006239953	MK-WACKEY-66-KW1-NEWFLG-6	2.00	EA	5.40	10.80
000000000155670	PROMOTIONAL DISCOUNT APPL	1.00	EA	0.00	0.00

Subtotal: 25.98 Tax: 0.00 Balance Due: 25.98

COLR649A 5879 5005 A7G 07 260902 PAGE 00005 OF 00005 99525

LOWES (LYNN) 9700609031600002 STATEMENT DATE

DATE	PURCHASE FROM	ITEM PURCHAED	AMOUNT	receipt	CODING

LOWES (LUIS) 9700609031600001

8/4/2026	maint supplies	LOWES	yes	$108.70	552003-57201
8/5/2026	maint supplies	LOWES	yes	$65.11	546063-53901
8/11/2026	maint supplies	LOWES	yes	$345.05	546063-53901
8/11/2026	maint supplies	LOWES	yes	($71.99)	546063-53901
8/25/2026	maint supplies	LOWES	yes	$182.10	546063-53901
8/26/2026	lock for storage door	LOWES	yes	$25.98	551002-57201
				$654.95	

LOWE'S®

LEARN MORE AT LOWES.COM/MYLOWESREWARDS

LOWE'S HOME CENTERS, LLC
21500 STATE RD 54
LUTZ, FL 33549 (813) 345-9020

-- SALE --

SALES#: S2238SB1 736524 TRANS#: 423496992 08-04-26

810483 PS 6-MIL 10-FT X 100-FT C	75.98
79.98 DISCOUNT EACH -4.00	
1060843 18-OZ DAMPRID DISPOSABLE	7.11
7.48 DISCOUNT EACH -0.37	
573325 BOS 3/8-IN HD STAPLE 1250	4.73
4.98 DISCOUNT EACH -0.25	
308830 BOS HD STAPLE/BRAD GUN	20.88
21.98 DISCOUNT EACH -1.10	
SUBTOTAL:	108.70
TOTAL TAX:	0.00
INVOICE 89183 TOTAL:	108.70
LAR:	108.70

TOTAL SAVINGS THIS TRIP: $5.72

LAR: XXXXXXXXXXXX0316 AMOUNT: 108.70 AUTHCD: 000356
SWIPED REFID:891830 08/04/26 07:19:09
LAR PO: shop
ACCOUNT NAME: OAKSTEAD CDD
AUTH BUYER: CHAGUACEDA LOUIS

ACCOUNT WILL BE BILLED UPON MERCHANDISE TRANSACTION DATE FOR STOCK MERCHANDISE AND NO LATER THAN 90 DAYS FROM TRANSACTION DATE FOR SOS OR DIRECT DELIVERY MERCHANDISE.

STORE: 2238 TERMINAL: 03 08/04/26 07:19:25
OF ITEMS PURCHASED: 4
EXCLUDES FEES, SERVICES AND SPECIAL ORDER ITEMS.

THANK YOU FOR SHOPPING LOWE'S.
FOR FULL DETAILS ON OUR RETURN POLICY, VISIT LOWES.COM/RETURNS

Stasee Sun
551002
Dampdrid
+ clear sheets
552003

Melissa

LOWE'S

LEARN MORE AT LOWES.COM/MYLOWESREWARDS

LOWE'S HOME CENTERS, LLC
21500 STATE RD 54
LUTZ, FL 33549 (813) 345-9020

- SALE -

SALES#: S2238SB1 736524 TRANS#: 30213160[illegible] 08-05-2[illegible]

6535732 PINALEN PRO DG 172026-[illegible] [illegible]
11.98 DISCOUNT EACH -0.60
2 @ 11.38
23972 3/4-IN x 5-FT SCH40 PVC P 4.66
4.90 DISCOUNT EACH -0.24
5927217 PLYKM GEN PURPSE FOIL TA 12.90
13.58 DISCOUNT EACH -0.68
797860 RAIN X SPINE HANDY PACKS 13.95
14.68 DISCOUNT EACH -0.73
23665 3/4-IN PVC EL 90D SXS 4.15
0.87 DISCOUNT EACH -0.04
5 @ 0.83
23874 3/4-IN PVC TEE SXSXS 1.88
0.99 DISCOUNT EACH -0.05
2 @ 0.94
23853 3/4-IN PVC COUPLING SXS 3.92
0.83 DISCOUNT EACH -0.03
7 @ 0.56
23895 3/4-IN PVC CAP SLIP 0.89
0.94 DISCOUNT EACH -0.05

SUBTOTAL:	65.11
TOTAL TAX:	0.00
INVOICE 93687 TOTAL:	65.11
LAR:	65.11

TOTAL SAVINGS THIS TRIP: $3.41

LAR: XXXXXXXXXXX0316 AMOUNT: 65.11 AUTHCD: 000313
SWIPED REFID:936870 08/05/26 07:43:33
LAR PO: SHOP
ACCOUNT NAME: OAKSTEAD CDD
AUTH BUYER: CHAGUCEDA LOUIS

ACCOUNT WILL BE BILLED UPON MERCHANDISE TRANSACTION DATE FOR STOCK MERCHANDISE AND NO LATER THAN 90 DAYS FROM TRANSACTION DATE FOR SAS OR DIRECT DELIVERY

June 5 Bleo63

Mileage

LOWE'S®

LEARN MORE AT LOWES.COM/MYLOWESREWARDS

LOWE'S HOME CENTERS, LLC
21500 STATE RD 54
LUTZ, FL 33549 (813) 345-9020

- SALE -

SALES#: S2238SB1 736524 TRANS#: 475757988 08-11-25

1329421 RB 2/0 BTF ZNC PLTD PASS	129.80
2.48 DISCOUNT EACH -0.12	
55 @ 2.36	
552328 4-4-8 TREATED #2 GRADE FT	59.16
10.38 DISCOUNT EACH -0.52	
6 @ 9.86	
3439 BH SCREW EYE 0X2 7/8 6CT	6.63
6.98 DISCOUNT EACH -0.35	
4834620 31508C 3/16IN QCK LNK	26.56
13.98 DISCOUNT EACH -0.70	
2 @ 13.28	
64224 2-7/8-IN SCREW EYE	8.45
1.78 DISCOUNT EACH -0.09	
5 @ 1.69	
20678 5/8 X 2 SCREW EYE ZN	1.41
1.48 DISCOUNT EACH -0.07	
5144306 RB 12X12 OCTAGON RB TRES	56.92
14.98 DISCOUNT EACH -0.75	
4 @ 14.23	
158668 PS 1000FT YELLOW CAUTION	28.46
14.98 DISCOUNT EACH -0.75	
2 @ 14.23	
293316 SAKRETE 60-LB CONCRETE MI	27.66
4.85 DISCOUNT EACH -0.24	
6 @ 4.61	
SUBTOTAL:	345.05
TOTAL TAX:	0.00
INVOICE 90819 TOTAL:	345.05
LAR:	345.05

TOTAL SAVINGS THIS TRIP: $17.93

LAR: XXXXXXXXXXXX0316 AMOUNT: 345.05 AUTHCD: 000599
SWIPED REFID:908190 08/11/25 07:22:56
LAR PO: SHOP
ACCOUNT NAME: OAKSTEAD COA

546063

Material for "No Trespassing" where trees were removed by land owner by Stretmore park

LOWE'S®

LOWE'S HOME CENTERS, LLC
21500 STATE RD 54
LUTZ, FL 33549 (813) 345-9020

- HRV RETURN 91219 -
SALES#:R S2238TJG 4878733 TRANS#: 534474238 08-11-26

552328 4-4-8 TREATED #2 GRADE TI 19.72-
2 @ 9.86-
ORIG. STORE: 2238 DATE:08/11/26 INV:90819
3439 BH SCREW EYE 0X2 7/8 6CT 6.63-
ORIG. STORE: 2238 DATE:08/11/26 INV:90819
4834620 3150BC 3/16IN QCK LNK 26.56-
2 @ 13.28-
ORIG. STORE: 2238 DATE:08/11/26 INV:90819
64224 2-7/8-IN SCREW EYE 8.45-
5 @ 1.69-
ORIG. STORE: 2238 DATE:08/11/26 INV:90819
20678 5/8 X 2 SCREW EYE ZN 1.41-
ORIG. STORE: 2238 DATE:08/11/26 INV:90819
293316 SAKRETE 60-LB CONCRETE MI 9.22-
2 @ 4.61-
ORIG. STORE: 2238 DATE:08/11/26 INV:90819
INVOICE 91219 SUBTOTAL: 71.99-

SUBTOTAL: 71.99-
TAX: 0.00-
TOTAL RETURN: 71.99-
LAR: 71.99-

LAR: XXXXXXXXXXX0316 AMOUNT: 71.99 AUTHCD: 000001
KEYED REFID:219418 08/11/26 09:04:15
ACCOUNT NAME: OAKSTEAD CDD
AUTH BUYER: CHAGUCEDA LUIS

SHARE YOUR FEEDBACK!
ENTER FOR A CHANCE TO BE
ONE OF FIVE $500 WINNERS DRAWN MONTHLY!
¡ENTRE EN EL SORTEO MENSUAL
PARA SER UNO DE LOS CINCO GANADORES DE $500!

ENTER BY COMPLETING A SHORT SURVEY
WITHIN ONE WEEK AT: www.lowes.com/survey
Y O U R I D #912193 223862 291090

NO PURCHASE NECESSARY TO ENTER OR WIN.
VOID WHERE PROHIBITED. MUST BE 18 OR OLDER TO EN...
OFFICIAL RULES & WINNERS AT: www.lowes.com/su...

STORE: 2238 TERMINAL: 17 08/11/26 09:04:16

5446063

Request for extra supplies





LEARN MORE AT LOWES.COM/MYLOWESREWARDS

LOWE'S HOME CENTERS, LLC
21500 STATE RD 54
LUTZ, FL 33549 (813) 345-9020

- SALE -

SALES#: S2238SB1 736524 TRANS#: 581660758 08-25-26

1045079 HOXIE 180-CT TRASHBAG BON	43.66
22.98 DISCOUNT EACH -1.15	
2 @ 21.83	
224273 55-GAL 1-MIL 40-CT DRUM L	87.32
22.98 DISCOUNT EACH -1.15	
4 @ 21.83	
71877 HM #66 KWIKSET BRASS KEY	34.08
5.98 DISCOUNT EACH -0.30	
6 @ 5.68	
71891 HM #69 MASTER PADLOCK BRA	17.04
5.98 DISCOUNT EACH -0.30	
3 @ 5.68	

SUBTOTAL:	182.10
TOTAL TAX:	0.00
INVOICE 79063 TOTAL:	182.10
LAR:	182.10

TOTAL SAVINGS THIS TRIP: $9.60

LAR: XXXXXXXXXXXX0316 AMOUNT: 182.10 AUTHCD: 000450
SWIPED REFID:790630 08/25/26 07:42:46
LAR PU: shop
ACCOUNT NAME: OAKSTEAD CDD
AUTH BUYER: CHAGUCEDA LOUIS

ACCOUNT WILL BE BILLED UPON MERCHANDISE TRANSACTION DATE FOR STOCK MERCHANDISE AND NO LATER THAN 90 DAYS FROM TRANSACTION DATE FOR SOS OR DIRECT DELIVERY MERCHANDISE.

STORE: 2238 TERMINAL: 03 08/25/26 07:43:00
OF ITEMS PURCHASED: 15
EXCLUDES FEES, SERVICES AND SPECIAL ORDER ITEMS



546063

Melissa

LOWE'S®

LEARN MORE AT LOWES.COM/MYLOWESREWARDS

LOWE'S HOME CENTERS, LLC
21500 STATE RD 54
LUTZ, FL 33549 (813) 345-9020

551002-52701

- SALE -
SALES#: S2238SB1 736524 TRANS#: 481680126 08-26-26

118014 RB SS DBL CYL DEADBOLT	15.18
15.98 DISCOUNT EACH -0.80	
6239953 HK-WACKEY-66-KW1-NEWFLG-6	10.80
5.68 DISCOUNT EACH -0.28	
2 @ 5.40	
SUBTOTAL:	25.98
TOTAL TAX:	0.00
INVOICE 78494 TOTAL:	25.98
LAR:	25.98

Melissa -

TOTAL SAVINGS THIS TRIP: $1.36

LAR: XXXXXXXXXXXX0316 AMOUNT: 25.98 AUTHCD: 000295
SWIPED REFID:784940 08/26/26 08:43:08
LAR PO: shop
ACCOUNT NAME: OAKSTEAD CDD
AUTH BUYER: CHAGUCEDA LOUIS

ACCOUNT WILL BE BILLED UPON MERCHANDISE TRANSACTION DATE FOR STOCK MERCHANDISE AND NO LATER THAN 90 DAYS FROM TRANSACTION DATE FOR SOS OR DIRECT DELIVERY MERCHANDISE.

STORE: 2238 TERMINAL: 03 08/26/26 08:43:17
OF ITEMS PURCHASED: 3
EXCLUDES FEES, SERVICES AND SPECIAL ORDER ITEMS

THANK YOU FOR SHOPPING LOWE'S.
FOR FULL DETAILS ON OUR RETURN POLICY, VISIT LOWES.COM/RETURNS
A WRITTEN COPY OF THE RETURN POLICY IS AVAILABLE AT OUR CUSTOMER SERVICE DESK

Oakstead Community Development District

Expenditure Report - General Fund

For the Period(s) from Oct 01, 2025 to Aug 31, 2026

(Sorted by Department)

Posting Date	Account #	Document #	Trans. Type	Vendor Name	Description	Amount
DEPARTMENT NAME: LEGISLATIVE						
Account Name: P/R-Board of Supervisors						
10/08/25	511001-51101-5000	BOS WKSHP			ADP Wages - BOS	1,000.00
10/09/25	511001-51101-5000	BOS	JE		ADP Wages-BOS	1,000.00
10/17/25	511001-51101-5000	BOS OCT MTG	JE		ADP Wages-BOS OCT MTG	1,000.00
11/24/25	511001-51101-5000	BOS WKSHP	JE		ADP Wages-BOS	800.00
11/24/25	511001-51101-5000	BOS WKSHP	JE		ADP Wages-BOS	200.00
11/24/25	511001-51101-5000	BOS MTG	JE		ADP Wages-BOS	800.00
11/24/25	511001-51101-5000	BOS MTG	JE		ADP Wages-BOS	200.00
12/03/25	511001-51101-5000	BOS MTG	JE		ADP Wages- BOS	800.00
12/30/25	511001-51101-5000	BOS MTG	JE		ADP Wages	800.00
12/30/25	511001-51101-5000	BOS MTG	JE		Payroll-Salary	200.00
01/30/26	511001-51101-5000	ADP00086	JE		ADP WAGES	1,800.00
02/05/26	511001-51101-5000	ADP00089	JE		ADP WAGES	800.00
02/25/26	511001-51101-5000	ADP00090	JE		ADP WAGES	800.00
03/10/26	511001-51101-5000	ADP00094	JE		ADP WAGES	800.00
03/23/26	511001-51101-5000	ADP00093	JE		ADP Wages	600.00
03/23/26	511001-51101-5000	ADP00093	JE		Payroll-Salary	200.00
04/09/26	511001-51101-5000	ADP00095	JE		ADP WAGES	800.00
04/09/26	511001-51101-5000	ADP00101	JE		ADP Wages	600.00
04/09/26	511001-51101-5000	ADP00101	JE		Payroll-Salary	200.00
04/09/26	511001-51101-5000	ADP00101	JE		Payroll-Salary	(200.00)
04/09/26	511001-51101-5000	ADP00101	JE		ADP Wages	(600.00)
05/07/26	511001-51101-5000	ADP00105	JE		ADP WAGES	600.00
05/07/26	511001-51101-5000	ADP00105	JE		Payroll-Salary	200.00
05/08/26	511001-51101-5000	ADP00100	JE		ADP Wages	600.00
05/08/26	511001-51101-5000	ADP00100	JE		Payroll-Salary	200.00
06/09/26	511001-51101-5000	ADP00104	JE		ADP Wages	1,200.00
06/09/26	511001-51101-5000	ADP00104	JE		Payroll-Salary	400.00
06/22/26	511001-51101-5000	ADP00107	JE		ADP Wages	600.00
06/22/26	511001-51101-5000	ADP00107	JE		Payroll-Salary	200.00
07/08/26	511001-51101-5000	ADP00110	JE		ADP Wages	600.00
07/08/26	511001-51101-5000	ADP00110	JE		Payroll-Salary	200.00
07/17/26	511001-51101-5000	ADP00112	JE		ADP Wages	600.00
07/17/26	511001-51101-5000	ADP00112	JE		Payroll-Salary	200.00
08/06/26	511001-51101-5000	ADP00116	JE		ADP Wages	600.00
08/06/26	511001-51101-5000	ADP00116	JE		ADP Wages	200.00
					YTD Total	19,000.00
					Annual Budget	$24,000.00
					Amount Remaining / (Budget overage)	*$5,000.00*
					% of Budget	*79.2%*

Oakstead Community Development District

Expenditure Report - General Fund

For the Period(s) from Oct 01, 2025 to Aug 31, 2026

(Sorted by Department)

Posting Date	Account #	Document #	Trans. Type	Vendor Name	Description	Amount
Account Name: FICA Taxes						
10/08/25	521001-51101-5000	BOS WKSHP	JE		ER FICA	76.50
10/09/25	521001-51101-5000	BOS	JE		ER FICA	76.50
10/17/25	521001-51101-5000	BOS OCT MTG	JE		ER FICA	76.50
11/24/25	521001-51101-5000	BOS WKSHP	JE		ER FICA	76.50
11/24/25	521001-51101-5000	BOS MTG	JE		ER FICA	76.50
12/03/25	521001-51101-5000	BOS MTG	JE		ER FICA	61.20
12/30/25	521001-51101-5000	BOS MTG	JE		ER FICA	76.50
03/23/26	521001-51101-5000	ADP00093	JE		ER FICA	61.20
04/09/26	521001-51101-5000	ADP00095	JE		ER FICA	61.20
04/09/26	521001-51101-5000	ADP00101	JE		ER FICA	61.20
04/09/26	521001-51101-5000	ADP00101	JE		ER FICA	(61.20)
05/07/26	521001-51101-5000	ADP00105	JE		ER FICA	61.20
05/08/26	521001-51101-5000	ADP00100	JE		ER FICA	61.20
06/09/26	521001-51101-5000	ADP00104	JE		ER FICA	122.40
06/22/26	521001-51101-5000	ADP00107	JE		ER FICA	61.20
07/08/26	521001-51101-5000	ADP00110	JE		ER FICA	61.20
07/17/26	521001-51101-5000	ADP00112	JE		ER FICA	61.20
08/06/26	521001-51101-5000	ADP00116	JE		ER FICA	61.20
					YTD Total	1,132.20
					Annual Budget	$1,836.00
					Amount Remaining / (Budget overage)	*$703.80*
					% of Budget	*61.7%*
					Legislative Department Total:	**$20,132.20**

Oakstead Community Development District

Expenditure Report - General Fund

For the Period(s) from Oct 01, 2025 to Aug 31, 2026

(Sorted by Department)

Posting Date	Account #	Document #	Trans. Type	Vendor Name	Description	Amount
DEPARTMENT NAME: EXECUTIVE						
Account Name: ProfServ-Mgmt Consulting						
10/08/25	531027-51201-5000	160669	VENDOR	INFRAMARK LLC	OCT25 District Mgmt Services	5,048.83
11/11/25	531027-51201-5000	163491	VENDOR	INFRAMARK LLC	NOV25 District Mgmt Services	5,048.83
12/01/25	531027-51201-5000	165617	VENDOR	INFRAMARK LLC	Management Services DEC 2025	5,048.83
01/02/26	531027-51201-5000	167741	VENDOR	INFRAMARK LLC	JAN 26 District Mgmt Services	5,048.83
02/01/26	531027-51201-5000	170590	VENDOR	INFRAMARK LLC	FEB 26 District Mgmt Services	5,048.83
03/01/26	531027-51201-5000	172987	VENDOR	INFRAMARK LLC	MAR 26 MGMT FEES	5,048.83
03/31/26	531027-51201-5000	175384	VENDOR	INFRAMARK LLC	Services provided for the Month of: April 2026	5,048.83
05/01/26	531027-51201-5000	178425	VENDOR	INFRAMARK LLC	MAY 26 MGMT FEES	5,048.83
06/03/26	531027-51201-5000	180934	VENDOR	INFRAMARK LLC	JUNE 26 MGMT FEES	5,048.83
07/06/26	531027-51201-5000	183693	VENDOR	INFRAMARK LLC	JULY 26 MGMT FEES	5,048.83
08/06/26	531027-51201-5000	186042	VENDOR	INFRAMARK LLC	AUG2026 MGMT FEES	5,048.83
					YTD Total	55,537.13
					Annual Budget	$60,585.96
					Amount Remaining / (Budget overage)	*$5,048.83*
					% of Budget	*91.7%*
					Executive Department Total:	**$55,537.13**
DEPARTMENT NAME: FINANCIAL AND ADMINISTRATIVE						
Account Name: ProfServ-Arbitrage Rebate						
02/05/26	531002-51301-5000	004052	VENDOR	LLS TAX SOLUTIONS INC.	Arbitrage Services Series 2016A	600.00
02/19/26	531002-51301-5000	004074	VENDOR	LLS TAX SOLUTIONS INC.	Arbitrage Services period ended January 11, 2026.	600.00
					YTD Total	1,200.00
					Annual Budget	$1,200.00
					Amount Remaining / (Budget overage)	*$0.00*
					% of Budget	*100.0%*
Account Name: ProfServ-Property Appraiser						
03/10/26	531035-51301-5000	26034	VENDOR	PASCO COUNTY PROPERTY APPRAISER	Annual renewal fee	150.00
					YTD Total	150.00
					Annual Budget	$150.00
					Amount Remaining / (Budget overage)	*$0.00*
					% of Budget	*100.0%*

Oakstead Community Development District

Expenditure Report - General Fund

For the Period(s) from Oct 01, 2025 to Aug 31, 2026

(Sorted by Department)

Posting Date	Account #	Document #	Trans. Type	Vendor Name	Description	Amount
Account Name: ProfServ-Special Assessment						
12/01/25	531038-51301-5000	165617	VENDOR	INFRAMARK LLC	Management Services DEC 2025	12,000.00
					YTD Total	12,000.00
					Annual Budget	$12,000.00
					Amount Remaining / (Budget overage)	*$0.00*
					% of Budget	*100.0%*
Account Name: ProfServ-Trustee Fees						
12/16/25	531045-51301-5000	44095	VENDOR	HANCOCK WHITNEY BANK	Series 2016A1 FY26 Annual Trustee Fee	3,000.00
12/16/25	531045-51301-5000	44096	VENDOR	HANCOCK WHITNEY BANK	Series 2017A2 FY26 Annual Trustee Fee	2,000.00
					YTD Total	5,000.00
					Annual Budget	$5,000.00
					Amount Remaining / (Budget overage)	*$0.00*
					% of Budget	*100.0%*
Account Name: ProfServ-Web Site Development						
05/23/26	531047-51301-5000	INV-SN-774	VENDOR	INNERSYNC STUDIO, LTD	WEBSITE/COMPLIANCE SERVICES	1,552.50
06/15/26	531047-51301-5000	INV-SN-1459	VENDOR	INNERSYNC STUDIO, LTD	ADA ANNUAL SRVC 6/15/26-6/14/27	1,552.50
06/15/26	531047-51301-5000	JE002268	JE		Innersync Studio, LTD, Annual Srvc 06/15/26 - 06/14/27	(1,552.50)
					YTD Total	1,552.50
					Annual Budget	$1,553.00
					Amount Remaining / (Budget overage)	*$0.50*
					% of Budget	*100.0%*
Account Name: Auditing Services						
01/05/26	532002-51301-5000	JE002206	JE		Reclass Audit FY25 Grau & Associates	1,500.00
02/02/26	532002-51301-5000	28635	VENDOR	GRAU & ASSOCIATES	Audit FYE 09/30/2025	5,800.00
					YTD Total	7,300.00
					Annual Budget	$7,200.00
					Amount Remaining / (Budget overage)	*($100.00)*
					% of Budget	*101.4%*

Oakstead Community Development District

Expenditure Report - General Fund

For the Period(s) from Oct 01, 2025 to Aug 31, 2026

(Sorted by Department)

Posting Date	Account #	Document #	Trans. Type	Vendor Name	Description	Amount
Account Name: Postage and Freight						
10/14/25	541006-51301-5000	9-028-28825	VENDOR	FEDEX	Oct - 2025 Postage	18.47
11/25/25	541006-51301-5000	164565	VENDOR	INFRAMARK LLC	POSTAGE	19.24
12/22/25	541006-51301-5000	166712	VENDOR	INFRAMARK LLC	POSTAGE	22.94
01/06/26	541006-51301-5000	9-129-65068	VENDOR	FEDEX	FedEx Express Services	25.38
01/20/26	541006-51301-5000	169052	VENDOR	INFRAMARK LLC	Postage	9.62
02/06/26	541006-51301-5000	9-154-90475	VENDOR	FEDEX	Fed Ex services	17.64
02/17/26	541006-51301-5000	171480	VENDOR	INFRAMARK LLC	Postage	27.38
03/03/26	541006-51301-5000	9-198-62834	VENDOR	FEDEX	FED EX	18.70
03/13/26	541006-51301-5000	173938	VENDOR	INFRAMARK LLC	Postage FEB 26	36.26
04/13/26	541006-51301-5000	9-235-41774	VENDOR	FEDEX	FEDEX	17.67
04/20/26	541006-51301-5000	177159	VENDOR	INFRAMARK LLC	Postage	19.98
05/12/26	541006-51301-5000	9-294-14688	VENDOR	FEDEX	FEDEX CHARGES	18.09
05/13/26	541006-51301-5000	9-274-60190	VENDOR	FEDEX	FEDEX CHARGES	20.21
05/18/26	541006-51301-5000	179206	VENDOR	INFRAMARK LLC	POSTAGE	30.34
06/15/26	541006-51301-5000	FY26 RECEIPTS	JE		Pasco Cty TC: Postage Deducted fm Tax Sale	286.09
06/22/26	541006-51301-5000	182451	VENDOR	INFRAMARK LLC	POSTAGE	25.16
07/28/26	541006-51301-5000	9-388-02395	VENDOR	FEDEX	FedEx Charges	15.05
08/19/26	541006-51301-5000	187201	VENDOR	INFRAMARK LLC	POSTAGE	12.48
					YTD Total	640.70
					Annual Budget	$1,200.00
					Amount Remaining / (Budget overage)	*$559.30*
					% of Budget	*53.4%*
Account Name: Insurance - General Liability						
10/01/25	545002-51301-5000	155000 TO 545002	JE		Prepaid-FY26 General Liability Ins	17,733.00
					YTD Total	17,733.00
					Annual Budget	$16,101.00
					Amount Remaining / (Budget overage)	*($1,632.00)*
					% of Budget	*110.1%*
Account Name: Printing and Binding						
					YTD Total	-
					Annual Budget	$800.00
					Amount Remaining / (Budget overage)	*$800.00*
					% of Budget	*0.0%*

Oakstead Community Development District

Expenditure Report - General Fund

For the Period(s) from Oct 01, 2025 to Aug 31, 2026

(Sorted by Department)

Posting Date	Account #	Document #	Trans. Type	Vendor Name	Description	Amount
Account Name: Legal Advertising						
10/01/25	548002-51301-5000	56644-092125	VENDOR	TIMES PUBLISHING COMPANY	Notice of FY26 Meeting Schedule	247.00
05/01/26	548002-51301-5000	26-00889P	VENDOR	BUSINESS OBSERVER INC	Public Hearing Ad	94.06
05/01/26	548002-51301-5000	26-00959P	VENDOR	BUSINESS OBSERVER INC	Notice of Rescheduled Meeting	63.44
05/22/26	548002-51301-5000	26-01179P	VENDOR	BUSINESS OBSERVER INC	Notice of General Election	74.38
08/01/26	548002-51301-5000	26-01909P	VENDOR	BUSINESS OBSERVER INC	Notice of Public Hearing	227.50
08/21/26	548002-51301-5000	26-01952P	VENDOR	BUSINESS OBSERVER INC	Notice of Public Hearing	76.56
					YTD Total	782.94
					Annual Budget	$1,347.00
					Amount Remaining / (Budget overage)	*$564.06*
					% of Budget	*58.1%*
Account Name: Misc-Bank Charges						
10/06/25	549009-51301-5000	ADP ACH 1	JE		ADP Fees - Monthly	37.00
10/14/25	549009-51301-5000	SVC CHG	JE		Hancock Bank- Operating Acct Bank Analysis Fee	120.48
10/21/25	549009-51301-5000	ACCT ANALYSIS FEE	JE		TRUIST Svc Charge - Prior Period	105.90
11/03/25	549009-51301-5000	ADP ACH 1	JE		ADP Fees - Monthly	40.60
11/10/25	549009-51301-5000	ID 052-2348088-000	JE		FDMS Pymt Oakstead Cdd Cust ID 052-2348088-000	23.54
11/10/25	549009-51301-5000	549009 TO 549079	JE		FDMS Pymt Oakstead Cdd Cust ID 052-2348088-000	(23.54)
11/14/25	549009-51301-5000	SVC CHG	JE		Hancock Bank- Operating Acct Bank Analysis Fee	105.45
11/21/25	549009-51301-5000	ACCT ANALYSIS FEE	JE		TRUIST Svc Charges- Prior Period	106.10
12/01/25	549009-51301-5000	ADP ACH 1	JE		ADP Fees - Monthly	63.60
12/11/25	549009-51301-5000	SVC CHG	JE		Hancock Bank- Operating Acct Bank Analysis Fee	80.01
12/22/25	549009-51301-5000	BANK SVC CHARGE	JE		Truist Bank Service Charges Dec 25	96.33
01/05/26	549009-51301-5000	JE002266	JE		ADP Payroll Fees	72.45
01/21/26	549009-51301-5000	ACCT ANALYSIS FEE	JE		TRUIST ACCT ANALYSIS FEE JAN 26	92.20
02/02/26	549009-51301-5000	JE002212	JE		ADP Payroll Fees	36.60
02/23/26	549009-51301-5000	ACCT ANALYSIS FEE	JE		TRUIST ACCT ANALYSIS FEE FEB 26	80.00
03/02/26	549009-51301-5000	ADP ACH 1	JE		ADP Fees - Monthly	46.60
03/02/26	549009-51301-5000	ADP ACH 2	JE		ADP Fees - Monthly	165.00
03/12/26	549009-51301-5000	SVC CHG	JE		Hancock Bank- Operating Acct Bank Analysis Fee	187.98
03/23/26	549009-51301-5000	ACCOUNT ANALYSIS FEE	JE		MAR 2026 Account Analysis Fee	83.89
04/06/26	549009-51301-5000	ADP ACH 1	JE		ADP Fees - Monthly	54.70
04/13/26	549009-51301-5000	SVC CHG	JE		Hancock Bank- Operating Acct Bank Analysis Fee	150.36
04/21/26	549009-51301-5000	ACCT ANALYSIS FEE	JE		TRUIST ACCT ANALYSIS FEE FEB 26	81.25
05/04/26	549009-51301-5000	ADP ACH 1	JE		ADP Fees - Monthly	44.70
05/13/26	549009-51301-5000	SVC CHG	JE		Hancock Bank- Operating Acct Bank Analysis Fee	169.93
05/21/26	549009-51301-5000	ACCT ANALYSIS FEE	JE		TRUIST ACCT ANALYSIS FEE MAY 26	87.29
06/01/26	549009-51301-5000	ADP FEE	JE		ADP FEE	33.90
06/11/26	549009-51301-5000	SVC CHG	JE		Hancock Bank- Operating Acct Bank Analysis Fee	176.04
06/22/26	549009-51301-5000	ACCT ANALYSIS FEE	JE		TRUIST Service Charges June 26	81.00

Oakstead Community Development District

Expenditure Report - General Fund

For the Period(s) from Oct 01, 2025 to Aug 31, 2026

(Sorted by Department)

Posting Date	Account #	Document #	Trans. Type	Vendor Name	Description	Amount
07/08/26	549009-51301-5000	ADP FEE	JE		ADP FEE	86.15
07/13/26	549009-51301-5000	SVC CHG	JE		HW - Bank Analysis Fee	147.92
07/21/26	549009-51301-5000	ACCT ANALYSIS FEE	JE		TRUIST Service Charges July 26	83.75
08/03/26	549009-51301-5000	ADP ACH 1	JE		ADP Fees	49.65
08/13/26	549009-51301-5000	SVC CHG	JE		HW - Bank Analysis Fee	195.27
08/21/26	549009-51301-5000	ACCT ANALYSIS FEE	JE		Truist Account Analysis Fee Aug 26	81.25
08/31/26	549009-51301-5000	ADP FEE	JE		ADP FEE	48.00
					YTD Total	3,091.35
					Annual Budget	$849.48
					Amount Remaining / (Budget overage)	*($2,241.87)*
					% of Budget	*363.9%*

Account Name: Misc-Assessment Collection Cost

11/06/25	549070-51301-5000	FY26 RECEIPTS	JE		Pasco Cty TC: 6/1/25 - 11/1/25 Collections	391.76
11/14/25	549070-51301-5000	FY26 RECEIPTS	JE		Pasco Cty TC: 11/1/25 - 11/8/25 Collections	1,668.35
11/20/25	549070-51301-5000	FY26 RECEIPTS	JE		Pasco Cty TC: 11/9/25 - 11/15/25 Collections	1,092.00
11/26/25	549070-51301-5000	FY26 RECEIPTS	JE		Pasco Cty TC: 11/16/25 - 11/19/25 Collections	566.55
12/05/25	549070-51301-5000	FY26 RECEIPTS	JE		Pasco Cty TC: 11/20/25 - 11/26/25 Collections	14,956.10
12/11/25	549070-51301-5000	FY26 RECEIPTS	JE		Pasco Cty TC: 11/27/25 - 12/2/25 Collections	1,621.44
12/18/25	549070-51301-5000	FY26 RECEIPTS	JE		Pasco Cty TC: 12/3/25 - 12/10/25 Collections	267.95
01/09/26	549070-51301-5000	FY26 RECEIPTS	JE		Pasco Cty TC: 12/11/25 - 12/31/25 Collections	447.20
02/12/26	549070-51301-5000	FY26 RECEIPTS	JE		Pasco Cty TC: 01/01/26 - 01/31/26 Collections	486.23
03/12/26	549070-51301-5000	FY26 RECEIPTS	JE		Pasco Cty TC: 02/01/26 - 02/28/26 Collections	205.28
04/09/26	549070-51301-5000	FY26 RECEIPTS	JE		Pasco Cty TC: Tax Assessments 03/01/26 - 03/31/26 Collections	447.00
05/12/26	549070-51301-5000	FY26 RECEIPTS	JE		Pasco Cty TC: Tax Assessments 03/01/26 - 03/31/26 Collections	18.96
05/12/26	549070-51301-5000	FY26 RECEIPTS	JE		Pasco Cty TC: Bank Int	0.98
05/12/26	549070-51301-5000	FY26 RECEIPTS	JE		Pasco Cty TC: Tax Assessments 04/01/26 - 04/30/26	10.90
05/12/26	549070-51301-5000	FY26 RECEIPTS	JE		Pasco Cty TC: Bank Int 04/01/26	0.29
06/05/26	549070-51301-5000	FY26 RECEIPTS	JE		Pasco Cty TC: Tax Assessments 04/01/26 - 04/30/26	43.38
06/05/26	549070-51301-5000	FY26 RECEIPTS	JE		Pasco Cty TC: Bank Int 04/01/26	2.24
06/15/26	549070-51301-5000	FY26 RECEIPTS	JE		Pasco Cty TC: Tax Assessments Tax Sale	156.80
					YTD Total	22,383.41
					Annual Budget	$23,260.00
					Amount Remaining / (Budget overage)	*$876.59*
					% of Budget	*96.2%*

Account Name: Misc-Credit Card Fees

10/03/25	549079-51301-5000	CUST ID 526609473883	JE		TRUIST acct - Clover App Fee Cust ID 526609473883	46.78
10/10/25	549079-51301-5000	CUST ID 825376010880	JE		TRUIST acct - Clover Discount Fee	45.15
10/10/25	549079-51301-5000	052-2348088-00	JE		TRUIST acct - FDMS ACH - CLOVER FEE	44.24
10/14/25	549079-51301-5000	CUST ID 2397546	JE		TRUIST acct - Clover App Fee Cust ID 2397546	29.95
10/14/25	549079-51301-5000	CUST ID 1589459	JE		TRUIST acct - Clover App Fee Cust ID 1589459	29.95
11/03/25	549079-51301-5000	CUST ID 526609473883	JE		Discount-MERCH BNKCD NSD Cust ID 526609473883	56.84
11/10/25	549079-51301-5000	CUST ID 825376010880	JE		Discount -TRUIST Merch Svc 825376010880 5376010880	25.00
11/10/25	549079-51301-5000	549009 TO 549079	JE		FDMS Pymt Oakstead Cdd Cust ID 052-2348088-000	23.54
11/12/25	549079-51301-5000	CUST ID 2397546	JE		Clover Fees Oakstead CDD Cust ID 2397546	29.95

Oakstead Community Development District

Expenditure Report - General Fund

For the Period(s) from Oct 01, 2025 to Aug 31, 2026

(Sorted by Department)

Posting Date	Account #	Document #	Trans. Type	Vendor Name	Description	Amount
11/12/25	549079-51301-5000	CUST ID 1589459	JE		Clover Fees Oakstead Community Dev Cust ID 1589459	29.95
12/03/25	549079-51301-5000	CUST ID 2397546	JE		Discount Merch Bnkcd	47.34
12/05/25	549079-51301-5000	CUST ID 1589459	JE		Discount Merch Bnkcd	15.00
12/05/25	549079-51301-5000	JE002263	JE		Reclass Discount Merch Bnkcd	(15.00)
12/10/25	549079-51301-5000	CC FEE 4	JE		Discount Merch Bnkcd	25.00
12/10/25	549079-51301-5000	ID 052-2348088-000	JE		FDMS PYMT	23.54
12/11/25	549079-51301-5000	CUST ID 825376010880	JE		Clover Fee	29.95
12/11/25	549079-51301-5000	CLRD 6/20/25	JE		Clover Fee	29.95
12/12/25	549079-51301-5000	CLRD 6/20/25	JE		Clover Fee	(29.95)
12/12/25	549079-51301-5000	CLRD 6/20/25	JE		Clover Fee	(29.95)
12/12/25	549079-51301-5000	CLRD 6/20/25	JE		Clover Fee	29.95
12/12/25	549079-51301-5000	CLRD 6/20/25	JE		Clover Fee	29.95
12/13/25	549079-51301-5000	CLRD 6/20/25	JE		Clover Fee	29.95
12/13/25	549079-51301-5000	CLRD 6/20/25	JE		Clover Fee	(29.95)
12/30/25	549079-51301-5000	CUST ID 526609473883	JE		Discount Merch Bnkcd	200.00
12/30/25	549079-51301-5000	JE002264	JE		Reclass Discount Merch Bnkcd	(200.00)
12/31/25	549079-51301-5000	DISCOUNT FEE 2	JE		Discount Merch Bnkcd	45.00
12/31/25	549079-51301-5000	JE002265	JE		Reclass Discount Merch Bnkcd	(45.00)
01/03/26	549079-51301-5000	CUST ID 2397546	JE		Discount Merch Bnkcd	47.34
01/03/26	549079-51301-5000	CUST ID 2397546	JE		Discount Merch Bnkcd	(47.34)
01/05/26	549079-51301-5000	CUST ID 1589459	JE		Discount Merch Bnkcd	15.00
01/05/26	549079-51301-5000	MERCH BANKCR FEE	JE		DISCOUNT MERCH BNKCD FEE	53.66
01/05/26	549079-51301-5000	CUST ID 1589459	JE		Discount Merch Bnkcd	(15.00)
01/12/26	549079-51301-5000	CLOVER	JE		CLOVER FEE	29.95
01/12/26	549079-51301-5000	CLOVER1	JE		CLOVER FEE	29.95
01/12/26	549079-51301-5000	FDMS	JE		FDMS PYMT	23.54
01/12/26	549079-51301-5000	TRUIST	JE		DISCOUNT TRUIST MERCH	25.00
02/03/26	549079-51301-5000	DISCOUNT FEE	JE		Discount Merch Bnkcd Fee	42.61
02/10/26	549079-51301-5000	DISCOUNT FEE	JE		Discount Merch Bnkcd Fee	25.00
02/10/26	549079-51301-5000	FDMS PYMT	JE		FDMS PYMT	23.54
02/11/26	549079-51301-5000	CLOVER FEE	JE		CLOVER FEE	29.95
02/11/26	549079-51301-5000	CLOVER FEE1	JE		CLOVER FEE	29.95
03/03/26	549079-51301-5000	MERCH BANKCR FEE	JE		DISCOUNT MERCH BNKCD FEE	79.47
03/10/26	549079-51301-5000	FDMS	JE		FDMS PYMT	23.54
03/10/26	549079-51301-5000	TRUIST	JE		DISCOUNT TRUIST MERCH	25.00
03/11/26	549079-51301-5000	CLOVER	JE		CLOVER FEE	29.95
03/11/26	549079-51301-5000	CLOVER1	JE		CLOVER FEE	29.95
04/03/26	549079-51301-5000	DISCOUNT FEE	JE		Discount Merch Bnkcd Fee	50.67
04/10/26	549079-51301-5000	DISCOUNT FEE 1	JE		Discount Merch Bnkcd Fee	25.00
04/10/26	549079-51301-5000	FDMS PYMT	JE		FDMS PYMT	23.54
04/13/26	549079-51301-5000	CLOVER FEE	JE		CLOVER FEE	29.95
04/13/26	549079-51301-5000	CLOVER FEE1	JE		CLOVER FEE	29.95
05/04/26	549079-51301-5000	MERCH BANKCR FEE	JE		DISCOUNT MERCH BNKCD FEE	47.59
05/11/26	549079-51301-5000	CLOVER	JE		CLOVER FEE	29.95
05/11/26	549079-51301-5000	CLOVER1	JE		CLOVER FEE	29.95
05/11/26	549079-51301-5000	FDMS	JE		FDMS PYMT	23.54
05/11/26	549079-51301-5000	TRUIST	JE		DISCOUNT TRUIST MERCH	25.00

Oakstead Community Development District

Expenditure Report - General Fund

For the Period(s) from Oct 01, 2025 to Aug 31, 2026

(Sorted by Department)

Posting Date	Account #	Document #	Trans. Type	Vendor Name	Description	Amount
06/01/26	549079-51301-5000	DISCOUNT FEE	JE		Discount Merch Bnkcd Fee	50.00
06/03/26	549079-51301-5000	DISCOUNT FEE 1	JE		Discount Merch Bnkcd Fee	141.05
06/10/26	549079-51301-5000	DISCOUNT FEE 2	JE		Discount Merch Bnkcd Fee	25.00
06/10/26	549079-51301-5000	FDMS PYMT	JE		FDMS PYMT	23.54
06/11/26	549079-51301-5000	CLOVER FEE	JE		CLOVER FEE	29.95
06/11/26	549079-51301-5000	CLOVER FEE1	JE		CLOVER FEE	29.95
07/03/26	549079-51301-5000	DISCOUNT FEE	JE		Discount Merch Bnkcd Fee	128.93
07/10/26	549079-51301-5000	DISCOUNT FEE 1	JE		Discount Merch Bnkcd Fee	25.00
07/10/26	549079-51301-5000	FDMS PYMT	JE		FDMS PYMT	23.54
07/13/26	549079-51301-5000	CLOVER FEE	JE		CLOVER FEE	29.95
07/13/26	549079-51301-5000	CLOVER FEE1	JE		CLOVER FEE	29.95
08/03/26	549079-51301-5000	DISCOUNT FEE	JE		Discount Merch Bnkcd Fee	67.04
08/10/26	549079-51301-5000	DISCOUNT FEE 1	JE		Discount Merch Bnkcd Fee	25.00
08/10/26	549079-51301-5000	FDMS PYMT	JE		FDMS PYMT	23.54
08/11/26	549079-51301-5000	CLOVER FEE	JE		CLOVER FEE	29.95
08/11/26	549079-51301-5000	CLOVER FEE1	JE		CLOVER FEE	29.95
					YTD Total	2,045.67
					Annual Budget	$600.00
					Amount Remaining / (Budget overage)	*($1,445.67)*
					% of Budget	*340.9%*

Account Name: Office Supplies

10/08/25	551002-51301-5000	160669	VENDOR	INFRAMARK LLC	OCT25 District Mgmt Services	8.33
11/11/25	551002-51301-5000	163491	VENDOR	INFRAMARK LLC	NOV25 District Mgmt Services	8.33
12/01/25	551002-51301-5000	165617	VENDOR	INFRAMARK LLC	Management Services DEC 2025	8.33
01/02/26	551002-51301-5000	JE002267	JE		Reclass JAN 26 District Mgmt Services	8.33
02/01/26	551002-51301-5000	JE002214	JE		FEB 26 MGMT SERVICES	8.33
02/01/26	551002-51301-5000	JE002214	JE		FEB 26 MGMT SERVICES	(8.33)
02/01/26	551002-51301-5000	JE002215	JE		Feb 26 District Mgmt Services	8.33
03/01/26	551002-51301-5000	JE002230	JE		Inframark LLC MAR 26 MGMT FEES	8.33
03/31/26	551002-51301-5000	JE002249	JE		R/C Inframark Inv 175384 Office Supplies	8.33
05/01/26	551002-51301-5000	178425	VENDOR	INFRAMARK LLC	MAY 26 MGMT FEES	8.33
06/03/26	551002-51301-5000	180934	VENDOR	INFRAMARK LLC	JUNE 26 MGMT FEES	8.33
07/06/26	551002-51301-5000	183693	VENDOR	INFRAMARK LLC	JULY 26 MGMT FEES	8.33
08/06/26	551002-51301-5000	186042	VENDOR	INFRAMARK LLC	AUG2026 MGMT FEES	8.33
					YTD Total	91.63
					Annual Budget	$100.00
					Amount Remaining / (Budget overage)	*$8.37*
					% of Budget	*91.6%*

Oakstead Community Development District

Expenditure Report - General Fund

For the Period(s) from Oct 01, 2025 to Aug 31, 2026

(Sorted by Department)

Posting Date	Account #	Document #	Trans. Type	Vendor Name	Description	Amount
Account Name: Annual District Filing Fee						
10/01/25	554007-51301-5000	92398-ACH	VENDOR	FLORIDA COMMERCE	FY 25/26 -DISTRICT FILING FEES	175.00
					YTD Total	175.00
					Annual Budget	$175.00
					Amount Remaining / (Budget overage)	*$0.00*
					% of Budget	*100.0%*
					Financial And Administrative Department Total:	**$74,146.20**

DEPARTMENT NAME: LEGAL COUNSEL

Account Name: ProfServ-Legal Services						
11/20/25	531023-51401-5000	27502	VENDOR	STRALEY ROBIN VERICKER	Legal Service Through 10/31/25	1,015.50
12/23/25	531023-51401-5000	27677	VENDOR	STRALEY ROBIN VERICKER	Legal Service Through 11/30/25	1,621.00
01/14/26	531023-51401-5000	27754	VENDOR	STRALEY ROBIN VERICKER	REVIEW EMAIL FROM SUPERVISOR	61.00
02/13/26	531023-51401-5000	27881	VENDOR	STRALEY ROBIN VERICKER	Services Rendered Through January 31, 2026	2,331.50
03/24/26	531023-51401-5000	28114	VENDOR	STRALEY ROBIN VERICKER	For Professional Services Rendered Through February 28, 2026	3,277.50
04/17/26	531023-51401-5000	28149	VENDOR	STRALEY ROBIN VERICKER	Legal Service Through 3/31/26	1,155.00
05/22/26	531023-51401-5000	28447	VENDOR	STRALEY ROBIN VERICKER	Legal Service Through 4/30/26	1,344.10
06/16/26	531023-51401-5000	28591	VENDOR	STRALEY ROBIN VERICKER	Legal Service Through 5/31/26	1,159.00
07/21/26	531023-51401-5000	28769	VENDOR	STRALEY ROBIN VERICKER	Legal Service Through 6/30/25	1,492.00
08/14/26	531023-51401-5000	28875	VENDOR	STRALEY ROBIN VERICKER	Legal Service Through 7/31/25	1,456.00
					YTD Total	14,912.60
					Annual Budget	$10,000.00
					Amount Remaining / (Budget overage)	*($4,912.60)*
					% of Budget	*149.1%*
					Legal Counsel Department Total:	**$14,912.60**

Oakstead Community Development District

Expenditure Report - General Fund

For the Period(s) from Oct 01, 2025 to Aug 31, 2026

(Sorted by Department)

Posting Date	Account #	Document #	Trans. Type	Vendor Name	Description	Amount
DEPARTMENT NAME: COMPREHENSIVE PLANNING						
Account Name: ProfServ-Engineering						
10/07/25	531013-51501-5000	2152	VENDOR	BRLETIC DVORAK, INC.	Engineering Services thru 090925	360.00
10/31/25	531013-51501-5000	2184	VENDOR	BRLETIC DVORAK, INC.	DISTRICT ENGINEER OCTOBER 2025	1,790.00
12/04/25	531013-51501-5000	2238	VENDOR	BRLETIC DVORAK, INC.	Engineering Services thru 112525	2,602.50
01/01/26	531013-51501-5000	2277	VENDOR	BRLETIC DVORAK, INC.	Engineer services Dec 2025	1,530.00
02/05/26	531013-51501-5000	2303	VENDOR	BRLETIC DVORAK, INC.	ENG SRVCS	1,380.00
02/05/26	531013-51501-5000	2324	VENDOR	BRLETIC DVORAK, INC.	ENG SRVCS	670.00
03/05/26	531013-51501-5000	2345	VENDOR	BRLETIC DVORAK, INC.	FEB 26 ENGINEERING SERVICES	1,650.00
04/06/26	531013-51501-5000	2401	VENDOR	BRLETIC DVORAK, INC.	Project Manager	315.00
05/15/26	531013-51501-5000	2439	VENDOR	BRLETIC DVORAK, INC.	Engineering Services thru 043026	420.00
05/29/26	531013-51501-5000	2488	VENDOR	BRLETIC DVORAK, INC.	Engineering Services May 2026	630.00
07/07/26	531013-51501-5000	2522	VENDOR	BRLETIC DVORAK, INC.	Engineering Services thru June 2026	2,670.00
					YTD Total	14,017.50
					Annual Budget	$16,999.92
					Amount Remaining / (Budget overage)	*$2,982.42*
					% of Budget	*82.5%*
Account Name: Reserve - Sidewalks						
04/03/26	568162-51501-5000	3275	VENDOR	MRIC SPATIAL LLC	TOPOGRAPHIC SURVEY	14,000.00
04/30/26	568162-51501-5000	3274	VENDOR	MRIC SPATIAL LLC	TOPOGRAPHY SERVEY	19,000.00
05/14/26	568162-51501-5000	3298	VENDOR	MRIC SPATIAL LLC	TOPOGRAPHIC SURVEY BALLASTONE	8,500.00
06/17/26	568162-51501-5000	3342	VENDOR	MRIC SPATIAL LLC	TOPOGRAPHY SURVEY	15,000.00
06/17/26	568162-51501-5000	3341	VENDOR	MRIC SPATIAL LLC	TOPOGRAPHY SURVEY	12,300.00
07/31/26	568162-51501-5000	3389	VENDOR	MRIC SPATIAL LLC	TOPOGRAPHY SURVEY Keswick	10,000.00
07/31/26	568162-51501-5000	3401	VENDOR	MRIC SPATIAL LLC	TOPOGRAPHY SURVEY Tanglewylde	10,500.00
07/31/26	568162-51501-5000	3400	VENDOR	MRIC SPATIAL LLC	TOPOGRAPHY SURVEY Strathmore	12,200.00
07/31/26	568162-51501-5000	3369	VENDOR	MRIC SPATIAL LLC	TOPOGRAPHY SURVEY Ashmonte	8,000.00
					YTD Total	109,500.00
					Annual Budget	$0.00
					Amount Remaining / (Budget overage)	*($109,500.00)*
					% of Budget	*n/a*
					Comprehensive Planning Department Total:	**$123,517.50**

Oakstead Community Development District

Expenditure Report - General Fund

For the Period(s) from Oct 01, 2025 to Aug 31, 2026

(Sorted by Department)

Posting Date	Account #	Document #	Trans. Type	Vendor Name	Description	Amount
DEPARTMENT NAME: FIELD						
Account Name: Contracts-Landscape						
10/06/25	534050-53901-5000	361562	VENDOR	LANDSCAPE MAINTENANCE PROFESSIONALS	OCT25 Landscape Maintenance	20,844.97
11/03/25	534050-53901-5000	365820	VENDOR	LANDSCAPE MAINTENANCE PROFESSIONALS	NOV25 Landscape Maintenance	20,844.97
12/01/25	534050-53901-5000	370310	VENDOR	JUNIPER LANDSCAPING OF FLORIDA LLC	DEC25 Landscape Maintenance	20,844.97
01/01/26	534050-53901-5000	375613	VENDOR	JUNIPER LANDSCAPING OF FLORIDA LLC	JAN 26 Landscape Maintenance	20,844.97
03/01/26	534050-53901-5000	383965	VENDOR	JUNIPER LANDSCAPING OF FLORIDA LLC	FEB 26 Landscape Maintenance	20,844.97
03/02/26	534050-53901-5000	385444	VENDOR	JUNIPER LANDSCAPING OF FLORIDA LLC	MAR 26 Landscape Maintenance	20,844.97
05/01/26	534050-53901-5000	394415	VENDOR	JUNIPER LANDSCAPING OF FLORIDA LLC	MAY 26 Landscape Maintenance	20,844.97
05/01/26	534050-53901-5000	390379	VENDOR	JUNIPER LANDSCAPING OF FLORIDA LLC	APR 26 Landscape Maintenance	20,844.97
06/01/26	534050-53901-5000	399403	VENDOR	JUNIPER LANDSCAPING OF FLORIDA LLC	JUN 26 Landscape Maintenance	20,844.97
07/01/26	534050-53901-5000	405057	VENDOR	JUNIPER LANDSCAPING OF FLORIDA LLC	JUL 26 Landscape Maintenance	20,844.97
08/21/26	534050-53901-5000	409933	VENDOR	JUNIPER LANDSCAPING OF FLORIDA LLC	AUG 26 Landscape Maintenance	20,844.97
					YTD Total	229,294.67
					Annual Budget	$259,410.00
					Amount Remaining / (Budget overage)	*$30,115.33*
					% of Budget	*88.4%*
Account Name: Contracts-Landscape Consultant						
10/17/25	534062-53901-5000	45984	VENDOR	OLM	10/6/25 LANDSCAPE INSPECTION	1,620.00
11/19/25	534062-53901-5000	46219	VENDOR	OLM	11/10/25 LANDSCAPE INSPECTION	1,620.00
12/15/25	534062-53901-5000	46445	VENDOR	OLM	12/08/25 LANDSCAPE INSPECTION	1,620.00
01/30/26	534062-53901-5000	46668	VENDOR	OLM	01/20/26 LANDSCAPE INSPECTION	1,620.00
02/27/26	534062-53901-5000	46842	VENDOR	OLM	02/18/26 LANDSCAPE INSPECTION	1,620.00
03/20/26	534062-53901-5000	47000	VENDOR	OLM	MAR 26 LANDSCAPE INSPECTION	1,620.00
04/24/26	534062-53901-5000	47161	VENDOR	OLM	APR 26 LANDSCAPE INSPECTION	1,620.00
05/22/26	534062-53901-5000	47392	VENDOR	OLM	MAY26 LANDSCAPE INSPECTION	1,620.00
06/22/26	534062-53901-5000	47584	VENDOR	OLM	JUN26 LANDSCAPE INSPECTION	1,620.00
07/31/26	534062-53901-5000	47779	VENDOR	OLM	JUL26 LANDSCAPE INSPECTION	1,620.00
08/31/26	534062-53901-5000	ACCRUAL	JE		ACCRUE AUG 26 LANDSCAPE INSPECTION	1,620.00
					YTD Total	17,820.00
					Annual Budget	$19,440.00
					Amount Remaining / (Budget overage)	*$1,620.00*
					% of Budget	*91.7%*
Account Name: Contracts-Mulch						
11/10/25	534065-53901-5000	367483	VENDOR	LANDSCAPE MAINTENANCE PROFESSIONALS	Mulch 550 Yards	31,900.00
					YTD Total	31,900.00
					Annual Budget	$31,900.00
					Amount Remaining / (Budget overage)	*$0.00*
					% of Budget	*100.0%*

Oakstead Community Development District

Expenditure Report - General Fund

For the Period(s) from Oct 01, 2025 to Aug 31, 2026

(Sorted by Department)

Posting Date	Account #	Document #	Trans. Type	Vendor Name	Description	Amount
Account Name: Contracts-Lakes						
10/01/25	534084-53901-5000	1044	VENDOR	CLEARVUE ENVIROMENTAL LLC	OCT 25 Aquatic Services	2,450.00
11/01/25	534084-53901-5000	1059	VENDOR	CLEARVUE ENVIROMENTAL LLC	NOV 25 Aquatic Services	2,450.00
12/01/25	534084-53901-5000	1077	VENDOR	CLEARVUE ENVIROMENTAL LLC	DEC 25 Aquatic Services	2,450.00
01/01/26	534084-53901-5000	1100	VENDOR	CLEARVUE ENVIROMENTAL LLC	JAN 26 AQUATIC SERVICES	2,450.00
02/01/26	534084-53901-5000	1131	VENDOR	CLEARVUE ENVIROMENTAL LLC	FEB 26 AQUATIC SERVICES	2,450.00
03/01/26	534084-53901-5000	1158	VENDOR	CLEARVUE ENVIROMENTAL LLC	Lake and Pond Service	2,450.00
04/01/26	534084-53901-5000	1187	VENDOR	CLEARVUE ENVIROMENTAL LLC	Lake and Pond Service	2,450.00
05/05/26	534084-53901-5000	1214	VENDOR	CLEARVUE ENVIROMENTAL LLC	MAY 26 AQUATIC SERVICES	2,450.00
06/02/26	534084-53901-5000	1245	VENDOR	CLEARVUE ENVIROMENTAL LLC	JUN 26 AQUATIC SERVICES	2,450.00
07/02/26	534084-53901-5000	1275	VENDOR	CLEARVUE ENVIROMENTAL LLC	JUL 26 AQUATIC SERVICES	2,450.00
08/01/26	534084-53901-5000	1306	VENDOR	CLEARVUE ENVIROMENTAL LLC	AUG26 AQUATIC SERVICES	2,450.00
					YTD Total	26,950.00
					Annual Budget	$30,348.00
					Amount Remaining / (Budget overage)	*$3,398.00*
					% of Budget	*88.8%*
Account Name: Contracts-Florida Hwy Patrol						
10/01/25	534101-53901-5000	100125-ADMIN	VENDOR	BIG DOG LEO SERVICES, LLC	FHP ADMIN FEE 10/01/25	150.00
10/06/25	534101-53901-5000	ND-100625	VENDOR	NICHOLAS C. DOLAN	10/06/25 3 Hours of Duty	240.00
10/20/25	534101-53901-5000	ND-102025	VENDOR	NICHOLAS C. DOLAN	10/20/25 3 HOURS SECURITY	240.00
10/21/25	534101-53901-5000	JS-102125	VENDOR	JOHN SESSA	SECURITY 10/21/25 3 HOURS	240.00
10/22/25	534101-53901-5000	ND-102125	VENDOR	NICHOLAS C. DOLAN	10/21/25 3 HOURS OF DUTY	240.00
10/29/25	534101-53901-5000	JS-102125	VENDOR	JOHN SESSA	Credit Memo 000248	(240.00)
10/31/25	534101-53901-5000	TIMING CORRECTION	JE		Two O Eight Security - Oct services posted to Nov	1,440.00
11/01/25	534101-53901-5000	110125-ADMIN	VENDOR	BIG DOG LEO SERVICES, LLC	FHP ADMIN FEE 11/01/25	150.00
11/01/25	534101-53901-5000	TIMING CORRECTION	JE		Two O Eight Security - Oct services posted to Nov	(1,440.00)
11/04/25	534101-53901-5000	110325	VENDOR	STEVEN D TURNER	FHP 11/03/25 4 hours	240.00
11/06/25	534101-53901-5000	110625	VENDOR	STEVEN D TURNER	FHP 11/06/25 4 hours	240.00
11/07/25	534101-53901-5000	110725-	VENDOR	STEVEN D TURNER	FHP 11/07/25 4 hours	240.00
11/08/25	534101-53901-5000	110825	VENDOR	STEVEN D TURNER	FHP 11/08/25 4 hours	240.00
11/11/25	534101-53901-5000	JH-103025	VENDOR	TWO O EIGHT SECURITY, INC	Security 10/30/25 (J Hypes)	240.00
11/11/25	534101-53901-5000	JH-102725	VENDOR	TWO O EIGHT SECURITY, INC	Security 10/27/25 (J Hypes)	240.00
11/11/25	534101-53901-5000	JH-101025	VENDOR	TWO O EIGHT SECURITY, INC	Security 10/10/25 (J Hypes)	240.00
11/11/25	534101-53901-5000	JH-101625	VENDOR	TWO O EIGHT SECURITY, INC	Security 10/16/25 (J Hypes)	240.00
11/11/25	534101-53901-5000	JH-102025	VENDOR	TWO O EIGHT SECURITY, INC	Security 10/20/25 (J Hypes)	240.00
11/11/25	534101-53901-5000	JH-102325	VENDOR	TWO O EIGHT SECURITY, INC	Security 10/23/25 (J Hypes)	240.00
11/15/25	534101-53901-5000	111525	VENDOR	STEVEN D TURNER	FHP 11/15/25 4 hours incl travel time	240.00
11/18/25	534101-53901-5000	111825	VENDOR	STEVEN D TURNER	FHP 11/18/25 4 hours incl travel time	240.00
11/30/25	534101-53901-5000	JH-110425	VENDOR	TWO O EIGHT SECURITY, INC	Security 11/4/25 (J Hypes)	240.00
11/30/25	534101-53901-5000	JH-111125	VENDOR	TWO O EIGHT SECURITY, INC	Security 11/11/25 (J Hypes)	240.00
11/30/25	534101-53901-5000	JH-111425	VENDOR	TWO O EIGHT SECURITY, INC	Security 11/14/25 (J Hypes)	240.00
11/30/25	534101-53901-5000	JH-111725	VENDOR	TWO O EIGHT SECURITY, INC	Security 11/17/25 (J Hypes)	240.00
11/30/25	534101-53901-5000	JH-112425	VENDOR	TWO O EIGHT SECURITY, INC	Security 11/24/25 (J Hypes)	240.00
11/30/25	534101-53901-5000	JH-112825	VENDOR	TWO O EIGHT SECURITY, INC	Security 11/28/25 (J Hypes)	240.00
12/01/25	534101-53901-5000	120125-ADMIN	VENDOR	BIG DOG LEO SERVICES, LLC	FHP ADMIN FEE 12/01/25	150.00

Oakstead Community Development District

Expenditure Report - General Fund

For the Period(s) from Oct 01, 2025 to Aug 31, 2026

(Sorted by Department)

Posting Date	Account #	Document #	Trans. Type	Vendor Name	Description	Amount
12/04/25	534101-53901-5000	120325	VENDOR	STEVEN D TURNER	FHP 12/3/25 4 hours incl travel time	240.00
12/05/25	534101-53901-5000	120425	VENDOR	STEVEN D TURNER	FHP 12/4/25 4 hours incl travel time	240.00
12/16/25	534101-53901-5000	121525-	VENDOR	STEVEN D TURNER	FHP 12/15/25 4 hours incl travel time	240.00
12/18/25	534101-53901-5000	121725	VENDOR	STEVEN D TURNER	FHP 12/17/25 4 hours incl travel time	240.00
12/19/25	534101-53901-5000	121925	VENDOR	STEVEN D TURNER	FHP 12/19/25 4 hours incl travel time	240.00
12/23/25	534101-53901-5000	122225	VENDOR	STEVEN D TURNER	FHP 12/22/25 4 hours incl travel time	240.00
01/01/26	534101-53901-5000	010126-	VENDOR	BIG DOG LEO SERVICES, LLC	TRAFFIC ENFORCEMENT AND SECURITY PATROL	150.00
01/01/26	534101-53901-5000	JH-011426	VENDOR	TWO O EIGHT SECURITY, INC	SECURITY	240.00
01/01/26	534101-53901-5000	JH-011626	VENDOR	TWO O EIGHT SECURITY, INC	SECURITY	240.00
01/01/26	534101-53901-5000	JH-012026	VENDOR	TWO O EIGHT SECURITY, INC	SECURITY	240.00
01/01/26	534101-53901-5000	JH-012326	VENDOR	TWO O EIGHT SECURITY, INC	SECURITY	240.00
01/01/26	534101-53901-5000	JH-012826	VENDOR	TWO O EIGHT SECURITY, INC	SECURITY	240.00
01/06/26	534101-53901-5000	010626-	VENDOR	JOHN SESSA	SECURITY 01/06/26 4 HRS	240.00
01/06/26	534101-53901-5000	122225-	VENDOR	TWO O EIGHT SECURITY, INC	SECURITY	240.00
01/06/26	534101-53901-5000	010626	VENDOR	STEVEN D TURNER	SEC SVCS 1/6/26	240.00
01/06/26	534101-53901-5000	010626-	VENDOR	STEVEN D TURNER	TRAFFIC ENFORCEMENT AND SECURITY PATROL	240.00
01/06/26	534101-53901-5000	ST-010626	VENDOR	STEVEN D TURNER	FHP 01/06/26 4 hours incl travel time	240.00
01/08/26	534101-53901-5000	010826	VENDOR	STEVEN D TURNER	TRAFFIC ENFORCEMENT AND SECURITY PATROL	240.00
01/12/26	534101-53901-5000	120125	VENDOR	TWO O EIGHT SECURITY, INC	SECURITY	240.00
01/12/26	534101-53901-5000	120925-	VENDOR	TWO O EIGHT SECURITY, INC	SECURITY	240.00
01/12/26	534101-53901-5000	121225-	VENDOR	TWO O EIGHT SECURITY, INC	SECURITY SVCS	240.00
01/12/26	534101-53901-5000	121525-	VENDOR	TWO O EIGHT SECURITY, INC	SECURITY	240.00
01/13/26	534101-53901-5000	011326-	VENDOR	STEVEN D TURNER	TRAFFIC ENFORCEMENT AND SECURITY PATROL	240.00
01/13/26	534101-53901-5000	122925-	VENDOR	TWO O EIGHT SECURITY, INC	SECURITY	240.00
01/19/26	534101-53901-5000	011926-	VENDOR	STEVEN D TURNER	FHP 01/19/26 4 hours incl travel time	240.00
01/23/26	534101-53901-5000	012326-	VENDOR	STEVEN D TURNER	FHP 01/23/26 4 HOURS	240.00
01/26/26	534101-53901-5000	012626-	VENDOR	STEVEN D TURNER	TRAFFIC ENFORCEMENT AND SECURITY PATR	240.00
01/26/26	534101-53901-5000	JE002269	JE		Big Dog Leo Services, LLC - Security Admin	150.00
01/27/26	534101-53901-5000	010626-	VENDOR	JOHN SESSA	Credit Memo 000249	(240.00)
02/01/26	534101-53901-5000	020126-	VENDOR	BIG DOG LEO SERVICES, LLC	TRAFFIC ENFORCEMENT AND SECURITY PATROL	150.00
02/01/26	534101-53901-5000	020126	VENDOR	STEVEN D TURNER	SEC SVCS 2/1/26	240.00
02/02/26	534101-53901-5000	JE002225	JE		Big Dog Leo Services LLC Credit Memo 00251	(150.00)
02/03/26	534101-53901-5000	020226	VENDOR	STEVEN D TURNER	TRAFFIC ENFORCEMENT AND SECURITY PATROL	240.00
02/04/26	534101-53901-5000	010626	VENDOR	STEVEN D TURNER	Credit Memo 000250	(240.00)
02/04/26	534101-53901-5000	020326	VENDOR	STEVEN D TURNER	TRAFFIC ENFORCEMENT AND SECURITY PATROL	240.00
02/05/26	534101-53901-5000	JH-010926	VENDOR	TWO O EIGHT SECURITY, INC	1/9/26 Traffic enforcement	240.00
02/10/26	534101-53901-5000	021026-JH	VENDOR	TWO O EIGHT SECURITY, INC	SEC SVCS	240.00
02/13/26	534101-53901-5000	021356-JH	VENDOR	TWO O EIGHT SECURITY, INC	SEC SVCS	240.00
02/16/26	534101-53901-5000	021626-JH	VENDOR	TWO O EIGHT SECURITY, INC	SEC SVCS	240.00
02/18/26	534101-53901-5000	021826-JH	VENDOR	TWO O EIGHT SECURITY, INC	SEC SVCS	240.00
02/24/26	534101-53901-5000	ST-022326	VENDOR	STEVEN D TURNER	2/23/2026 TRAFFIC ENFORCEMENT AND SECURITY PATROL	240.00
02/24/26	534101-53901-5000	ST-022426	VENDOR	STEVEN D TURNER	2/24/26 TRAFFIC ENFORCEMENT AND SECURITY	240.00
02/28/26	534101-53901-5000	ST-022826	VENDOR	STEVEN D TURNER	TRAFFIC ENFORCEMENT AND SECURITY PATROL	240.00
03/01/26	534101-53901-5000	JE002229	JE		Big Dog Leo Services LLC 03/01/26 Traffice Enforcement	150.00
03/03/26	534101-53901-5000	ST-030226	VENDOR	STEVEN D TURNER	TRAFFIC ENFORCEMENT AND SECURITY PATROL	240.00
03/10/26	534101-53901-5000	ST-030926	VENDOR	STEVEN D TURNER	TRAFFIC ENFORCEMENT AND SECURITY PATROL	240.00
03/13/26	534101-53901-5000	031326	VENDOR	STEVEN D TURNER	TRAFFIC ENFORCEMENT AND SECURITY PATROL	240.00

Oakstead Community Development District

Expenditure Report - General Fund

For the Period(s) from Oct 01, 2025 to Aug 31, 2026

(Sorted by Department)

Posting Date	Account #	Document #	Trans. Type	Vendor Name	Description	Amount
03/16/26	534101-53901-5000	031626-ST	VENDOR	STEVEN D TURNER	3/16 : TRAFFIC ENFORCEMENT AND SECURITY PATROL	240.00
03/24/26	534101-53901-5000	032326-ST	VENDOR	STEVEN D TURNER	TRAFFIC ENFORCEMENT AND SECURITY PATROL	240.00
03/27/26	534101-53901-5000	032626-ST	VENDOR	STEVEN D TURNER	TRAFFIC ENFORCEMENT AND SECURITY PATROL	240.00
03/30/26	534101-53901-5000	020426-	VENDOR	TWO O EIGHT SECURITY, INC	TRAFFIC ENFORCEMENT AND SECURITY PATROL	240.00
04/02/26	534101-53901-5000	040126-	VENDOR	STEVEN D TURNER	TRAFFIC ENFORCEMENT AND SECURITY PATROL	240.00
04/02/26	534101-53901-5000	JE002245	JE		Big Dog Leo Services Inv 040126 Traffic Enforcement	150.00
04/06/26	534101-53901-5000	040626-ST	VENDOR	STEVEN D TURNER	TRAFFIC ENFORCEMENT AND SECURITY PATROL	240.00
04/06/26	534101-53901-5000	021026-	VENDOR	TWO O EIGHT SECURITY, INC	TRAFFIC ENFORCEMENT AND SECURITY PATROL	240.00
04/06/26	534101-53901-5000	021326-	VENDOR	TWO O EIGHT SECURITY, INC	TRAFFIC ENFORCEMENT AND SECURITY PATROL	240.00
04/06/26	534101-53901-5000	021826-	VENDOR	TWO O EIGHT SECURITY, INC	TRAFFIC ENFORCEMENT AND SECURITY PATROL	240.00
04/06/26	534101-53901-5000	021626-	VENDOR	TWO O EIGHT SECURITY, INC	TRAFFIC ENFORCEMENT AND SECURITY PATROL	240.00
04/17/26	534101-53901-5000	041426-ST	VENDOR	STEVEN D TURNER	TRAFFIC ENFORCEMENT AND SECURITY PATROL	240.00
04/17/26	534101-53901-5000	041626-ST	VENDOR	STEVEN D TURNER	TRAFFIC ENFORCEMENT AND SECURITY PATROL	240.00
04/20/26	534101-53901-5000	031326-JH	VENDOR	TWO O EIGHT SECURITY, INC	SEC SVCS 3/13/26	240.00
04/20/26	534101-53901-5000	033026-JH	VENDOR	TWO O EIGHT SECURITY, INC	SEC SVCS 3/30/26	240.00
04/20/26	534101-53901-5000	031926-JH	VENDOR	TWO O EIGHT SECURITY, INC	SEC SVCS 3/19/26	240.00
04/20/26	534101-53901-5000	030926-JH	VENDOR	TWO O EIGHT SECURITY, INC	SEC SVCS	240.00
04/20/26	534101-53901-5000	030526-JH	VENDOR	TWO O EIGHT SECURITY, INC	SEC SVCS 3/5/26	240.00
04/21/26	534101-53901-5000	021626-	VENDOR	TWO O EIGHT SECURITY, INC	Credit Memo 000253	(240.00)
04/21/26	534101-53901-5000	021826-	VENDOR	TWO O EIGHT SECURITY, INC	Credit Memo 000254	(240.00)
04/21/26	534101-53901-5000	021326-	VENDOR	TWO O EIGHT SECURITY, INC	Credit Memo 000255	(240.00)
04/21/26	534101-53901-5000	021026-	VENDOR	TWO O EIGHT SECURITY, INC	Credit Memo 000256	(240.00)
04/22/26	534101-53901-5000	042026-ST	VENDOR	STEVEN D TURNER	TRAFFIC ENFORCEMENT AND SECURITY PATROL	240.00
04/22/26	534101-53901-5000	042126-ST	VENDOR	STEVEN D TURNER	TRAFFIC ENFORCEMENT AND SECURITY PATROL	240.00
05/05/26	534101-53901-5000	JS-050126	VENDOR	BIG DOG LEO SERVICES, LLC	5/1/26 TRAFFIC ENFORCEMENT AND SECURITY PATROL	150.00
05/15/26	534101-53901-5000	042826-JH	VENDOR	TWO O EIGHT SECURITY, INC	TRAFFIC ENFORCEMENT AND SECURITY PATROL	240.00
05/15/26	534101-53901-5000	042126-JH	VENDOR	TWO O EIGHT SECURITY, INC	TRAFFIC ENFORCEMENT AND SECURITY PATROL	240.00
05/15/26	534101-53901-5000	041526-JH	VENDOR	TWO O EIGHT SECURITY, INC	TRAFFIC ENFORCEMENT AND SECURITY PATROL	240.00
05/15/26	534101-53901-5000	041026-JH	VENDOR	TWO O EIGHT SECURITY, INC	TRAFFIC ENFORCEMENT AND SECURITY PATROL	240.00
05/15/26	534101-53901-5000	042326-JH	VENDOR	TWO O EIGHT SECURITY, INC	TRAFFIC ENFORCEMENT AND SECURITY PATROL	240.00
05/15/26	534101-53901-5000	040626-JH	VENDOR	TWO O EIGHT SECURITY, INC	TRAFFIC ENFORCEMENT AND SECURITY PATROL	240.00
05/15/26	534101-53901-5000	050926-ST	VENDOR	STEVEN D TURNER	TRAFFIC ENFORCEMENT AND SECURITY PATROL	240.00
05/15/26	534101-53901-5000	051126-ST	VENDOR	STEVEN D TURNER	TRAFFIC ENFORCEMENT AND SECURITY PATROL	240.00
05/15/26	534101-53901-5000	051226-ST	VENDOR	STEVEN D TURNER	TRAFFIC ENFORCEMENT AND SECURITY PATROL	240.00
05/29/26	534101-53901-5000	052526-ST	VENDOR	STEVEN D TURNER	TRAFFIC ENFORCEMENT AND SECURITY PATROL	240.00
05/31/26	534101-53901-5000	052326-ST	VENDOR	STEVEN D TURNER	TRAFFIC ENFORCEMENT AND SECURITY PATROL	240.00
06/01/26	534101-53901-5000	053026-ST	VENDOR	STEVEN D TURNER	TRAFFIC ENFORCEMENT AND SECURITY PATROL	240.00
06/01/26	534101-53901-5000	JS-060126	VENDOR	BIG DOG LEO SERVICES, LLC	6/1/26 TRAFFIC ENFORCEMENT AND SECURITY PATROL	150.00
06/01/26	534101-53901-5000	050626-JH	VENDOR	TWO O EIGHT SECURITY, INC	TRAFFIC ENFORCEMENT AND SECURITY PATROL	240.00
06/02/26	534101-53901-5000	051826-JH	VENDOR	TWO O EIGHT SECURITY, INC	TRAFFIC ENFORCEMENT AND SECURITY PATROL	240.00
06/08/26	534101-53901-5000	060326-ST	VENDOR	STEVEN D TURNER	TRAFFIC ENFORCEMENT AND SECURITY PATROL	240.00
06/08/26	534101-53901-5000	060126-ST	VENDOR	STEVEN D TURNER	TRAFFIC ENFORCEMENT AND SECURITY PATROL	240.00
06/10/26	534101-53901-5000	060926-ST	VENDOR	STEVEN D TURNER	TRAFFIC ENFORCEMENT AND SECURITY PATROL	240.00
06/11/26	534101-53901-5000	052726-JH	VENDOR	TWO O EIGHT SECURITY, INC	TRAFFIC ENFORCEMENT AND SECURITY PATROL	240.00
06/13/26	534101-53901-5000	052926-JH	VENDOR	TWO O EIGHT SECURITY, INC	TRAFFIC ENFORCEMENT AND SECURITY PATROL	240.00
06/18/26	534101-53901-5000	050426-JH	VENDOR	TWO O EIGHT SECURITY, INC	TRAFFIC ENFORCEMENT AND SECURITY PATROL	240.00
06/18/26	534101-53901-5000	051426-JH	VENDOR	TWO O EIGHT SECURITY, INC	TRAFFIC ENFORCEMENT AND SECURITY PATROL	240.00

Oakstead Community Development District

Expenditure Report - General Fund

For the Period(s) from Oct 01, 2025 to Aug 31, 2026

(Sorted by Department)

Posting Date	Account #	Document #	Trans. Type	Vendor Name	Description	Amount
06/30/26	534101-53901-5000	061726-ST	VENDOR	STEVEN D TURNER	TRAFFIC ENFORCEMENT AND SECURITY PATROL	240.00
06/30/26	534101-53901-5000	062026-ST	VENDOR	STEVEN D TURNER	TRAFFIC ENFORCEMENT AND SECURITY PATROL	300.00
06/30/26	534101-53901-5000	062226-ST	VENDOR	STEVEN D TURNER	TRAFFIC ENFORCEMENT AND SECURITY PATROL	240.00
06/30/26	534101-53901-5000	062426-ST	VENDOR	STEVEN D TURNER	TRAFFIC ENFORCEMENT AND SECURITY PATROL	240.00
07/01/26	534101-53901-5000	JS-070126	VENDOR	BIG DOG LEO SERVICES, LLC	7/1/26 TRAFFIC ENFORCEMENT AND SECURITY PATROL	150.00
07/01/26	534101-53901-5000	060526-JH	VENDOR	TWO O EIGHT SECURITY, INC	TRAFFIC ENFORCEMENT AND SECURITY PATROL	240.00
07/01/26	534101-53901-5000	061126-JH	VENDOR	TWO O EIGHT SECURITY, INC	TRAFFIC ENFORCEMENT AND SECURITY PATROL	240.00
07/03/26	534101-53901-5000	070226-ST	VENDOR	STEVEN D TURNER	TRAFFIC ENFORCEMENT AND SECURITY PATROL	240.00
07/09/26	534101-53901-5000	061626-JH	VENDOR	TWO O EIGHT SECURITY, INC	TRAFFIC ENFORCEMENT AND SECURITY PATROL	240.00
07/11/26	534101-53901-5000	071126-ST	VENDOR	STEVEN D TURNER	TRAFFIC ENFORCEMENT AND SECURITY PATROL	240.00
07/24/26	534101-53901-5000	072326-ST	VENDOR	STEVEN D TURNER	TRAFFIC ENFORCEMENT AND SECURITY PATROL	240.00
07/31/26	534101-53901-5000	072926-ST	VENDOR	STEVEN D TURNER	TRAFFIC ENFORCEMENT AND SECURITY PATROL	240.00
07/31/26	534101-53901-5000	072026-ST	VENDOR	STEVEN D TURNER	TRAFFIC ENFORCEMENT AND SECURITY PATROL	240.00
07/31/26	534101-53901-5000	072726-ST	VENDOR	STEVEN D TURNER	TRAFFIC ENFORCEMENT AND SECURITY PATROL	240.00
08/01/26	534101-53901-5000	JE002279	JE		R/C Traffic Enforcement and Security Patrol	150.00
08/03/26	534101-53901-5000	0001	VENDOR	GREYCIRCLE SECURITY GROUP LLC	Pool Deck Security 7/11-12 &7/25-26	630.00
08/07/26	534101-53901-5000	080326-ST	VENDOR	STEVEN D TURNER	TRAFFIC ENFORCEMENT AND SECURITY PATROL	240.00
08/07/26	534101-53901-5000	080526-ST	VENDOR	STEVEN D TURNER	TRAFFIC ENFORCEMENT AND SECURITY PATROL	240.00
08/10/26	534101-53901-5000	081026-ST	VENDOR	STEVEN D TURNER	TRAFFIC ENFORCEMENT AND SECURITY PATROL	240.00
08/12/26	534101-53901-5000	081226-ST	VENDOR	STEVEN D TURNER	TRAFFIC ENFORCEMENT AND SECURITY PATROL	240.00
08/19/26	534101-53901-5000	070826-JH	VENDOR	TWO O EIGHT SECURITY, INC	TRAFFIC ENFORCEMENT AND SECURITY PATROL	240.00
08/19/26	534101-53901-5000	072226-JH	VENDOR	TWO O EIGHT SECURITY, INC	TRAFFIC ENFORCEMENT AND SECURITY PATROL	240.00
08/22/26	534101-53901-5000	082226-ST	VENDOR	STEVEN D TURNER	TRAFFIC ENFORCEMENT AND SECURITY PATROL	240.00
08/24/26	534101-53901-5000	082426-ST	VENDOR	STEVEN D TURNER	TRAFFIC ENFORCEMENT AND SECURITY PATROL	240.00
					YTD Total	30,180.00
					Annual Budget	$29,808.00
					Amount Remaining / (Budget overage)	*($372.00)*
					% of Budget	*101.2%*

Oakstead Community Development District

Expenditure Report - General Fund

For the Period(s) from Oct 01, 2025 to Aug 31, 2026

(Sorted by Department)

Posting Date	Account #	Document #	Trans. Type	Vendor Name	Description	Amount
Account Name: Contracts-Annuals						
03/31/26	534117-53901-5000	JE002254	JE		Juniper Landscaping Annual Flowers Installation	1,125.00
05/01/26	534117-53901-5000	JE002256	JE		R/C Landscape Maint Prof Inv 363965 Enhancement Keswick Entrance	954.00
05/01/26	534117-53901-5000	JE002256	JE		R/C Landscape Maint Prof Inv 363964 Enhancement Oakstead Entrance	19,764.00
05/01/26	534117-53901-5000	JE002256	JE		R/C Landscape Maint Prof Inv 363963 Enhancement across Clubshouse	7,546.50
05/01/26	534117-53901-5000	JE002256	JE		R/C Landscape Maint Prof Inv 363963 Enhancement Brenford Entrance	2,430.00
05/01/26	534117-53901-5000	JE002256	JE		R/C Landscape Maint Prof Inv 363963 Enhancement Weymouth Entranc	3,393.00
06/30/26	534117-53901-5000	403167	VENDOR	JUNIPER LANDSCAPING OF FLORIDA LLC	Summer Annual Flowers	2,925.00
					YTD Total	38,137.50
					Annual Budget	$25,200.00
					Amount Remaining / (Budget overage)	*($12,937.50)*
					% of Budget	*151.3%*
Account Name: Contracts-Gate Wi-Fi						
10/31/25	534141-53901-5000	ACCRUE OCT SVC	JE		Contracts-Gate Wi-Fi - Accrue October	630.00
11/01/25	534141-53901-5000	ACCRUE OCT SVC	JE		Contracts-Gate Wi-Fi - Accrue October	(630.00)
11/03/25	534141-53901-5000	0030738102125	VENDOR	CHARTER COMMUNICATIONS - ACH	OCT-NOV Multiple Gate Internet Accts	630.00
11/30/25	534141-53901-5000	112125 ACH	JE		SPECTRUM GATE WIFI-NOV 2025	630.00
12/01/25	534141-53901-5000	0030738112125-ACH	VENDOR	SPECTRUM - ACH	GATE WIFI	630.00
12/01/25	534141-53901-5000	112125 ACH	JE		SPECTRUM GATE WIFI-NOV 2025	(630.00)
12/03/25	534141-53901-5000	0140776112325-CHK	VENDOR	CHARTER COMMUNICATIONS - ACH	BALANCE DUE	8.95
12/21/25	534141-53901-5000	0030738122125-ACH	VENDOR	CHARTER COMMUNICATIONS - ACH	SPECTRUM GATE WIFI-DEC 2025	630.00
01/31/26	534141-53901-5000	ACCRUAL	JE		SPECTRUM GATE WIFI-JAN 26	630.00
02/01/26	534141-53901-5000	ACCRUAL	JE		SPECTRUM GATE WIFI-JAN 26	(630.00)
02/03/26	534141-53901-5000	0030738012126	VENDOR	CHARTER COMMUNICATIONS - ACH	BILL PRD 1/21-2/20/26	621.05
02/21/26	534141-53901-5000	0030738022126-ACH	VENDOR	CHARTER COMMUNICATIONS - ACH	BILL PRD 2/21-3/20/26	635.35
03/16/26	534141-53901-5000	030126-8315-ACH	VENDOR	SPECTRUM - ACH	TV INTERNET	44.77
03/16/26	534141-53901-5000	JE002248	JE		R/C Spectrum TV & Internet	(44.77)
03/21/26	534141-53901-5000	0030738032126-ACH	VENDOR	CHARTER COMMUNICATIONS - ACH	svc prd 3/21-4/20/26	635.35
04/28/26	534141-53901-5000	0030738042126-ACH	VENDOR	CHARTER COMMUNICATIONS - ACH	GATE WIFI ACCT 30738	635.35
05/21/26	534141-53901-5000	0030738052126	VENDOR	CHARTER COMMUNICATIONS - ACH	GATE WIFI ACCT 25497	755.35
06/29/26	534141-53901-5000	0030738062126-ACH	VENDOR	CHARTER COMMUNICATIONS - ACH	GATE WIFI ACCT 25497	815.35
07/31/26	534141-53901-5000	0030738072126-ACH	VENDOR	CHARTER COMMUNICATIONS - ACH	SVC PRD 7/21-8/20/26	815.35
					YTD Total	6,812.10
					Annual Budget	$6,000.00
					Amount Remaining / (Budget overage)	*($812.10)*
					% of Budget	*113.5%*

Oakstead Community Development District

Expenditure Report - General Fund

For the Period(s) from Oct 01, 2025 to Aug 31, 2026

(Sorted by Department)

Posting Date	Account #	Document #	Trans. Type	Vendor Name	Description	Amount
Account Name: Contracts-Gate CCTV						
10/01/25	534142-53901-5000	17911	VENDOR	COMPLETE I.T.	OCT 25 EAGLE EYE CAMERA 30 DAY CLOUD	342.00
11/01/25	534142-53901-5000	534143 TO 534142	JE		NOV 25 EAGLE EYE CAMERA 30 DAY CLOUD	342.00
12/01/25	534142-53901-5000	534124 TO 534142	JE		DEC 25 EAAGLE EYE CAMERA 30 DAY CLOUD	342.00
01/01/26	534142-53901-5000	18791	VENDOR	COMPLETE I.T.	JAN 26 EAGLE EYE CAMERA 30 DAY CLOUD	446.50
02/01/26	534142-53901-5000	19053	VENDOR	COMPLETE I.T.	MISC SRVCS-TECH	446.50
05/04/26	534142-53901-5000	19960	VENDOR	COMPLETE I.T.	MAY 26 EAGLE EYE CAMERA 30 DAY CLOUD	484.50
06/01/26	534142-53901-5000	20256	VENDOR	COMPLETE I.T.	JUN 26 EAGLE EYE CAMERA 30 DAY CLOUD	484.50
07/01/26	534142-53901-5000	20579	VENDOR	COMPLETE I.T.	JUL 26 EAGLE EYE CAMERA 30 DAY CLOUD	484.50
08/01/26	534142-53901-5000	20889	VENDOR	COMPLETE I.T.	AUG26 EAGLE EYE CAMERA 30 DAY CLOUD	484.50
					YTD Total	3,857.00
					Annual Budget	$8,580.00
					Amount Remaining / (Budget overage)	*$4,723.00*
					% of Budget	*45.0%*
Account Name: Contracts-Gate Cloud Lift Master						
10/01/25	534143-53901-5000	17912	VENDOR	COMPLETE I.T.	OCT 2025 LIFTMASTER VOIP & CLOUD HOSTING	510.00
11/01/25	534143-53901-5000	18208	VENDOR	COMPLETE I.T.	NOV 2025 LIFTMASTER VOIP & CLOUD HOSTING	510.00
11/01/25	534143-53901-5000	INV 18207 R/C	JE		NOV 25 EAGLE EYE CAMERA 30 DAY CLOUD	342.00
11/01/25	534143-53901-5000	534143 TO 534142	JE		R/C NOV 25 EAGLE EYE CAMERA 30 DAY CLOUD	(342.00)
12/01/25	534143-53901-5000	18486	VENDOR	COMPLETE I.T.	DEC 2025 LIFTMASTER VOIP & CLOUD HOSTING	510.00
01/01/26	534143-53901-5000	18792	VENDOR	COMPLETE I.T.	JAN 2026 LIFTMASTER VOIP & CLOUD HOSTING	510.00
02/01/26	534143-53901-5000	19054	VENDOR	COMPLETE I.T.	FEB 2026 LIFTMASTER VOIP & CLOUD	510.00
02/04/26	534143-53901-5000	19113	VENDOR	COMPLETE I.T.	GATE RECEIVER	409.99
					YTD Total	2,959.99
					Annual Budget	$4,572.00
					Amount Remaining / (Budget overage)	*$1,612.01*
					% of Budget	*64.7%*

Oakstead Community Development District

Expenditure Report - General Fund

For the Period(s) from Oct 01, 2025 to Aug 31, 2026

(Sorted by Department)

Posting Date	Account #	Document #	Trans. Type	Vendor Name	Description	Amount
Account Name: Electricity - Streetlights						
10/01/25	543013-53901-5000	JE002226	JE		AJE #1 To Accrue for 12th mon Duke Invoice paid in subsequent to FYE	(7,789.00)
10/16/25	543013-53901-5000	101625-7010-ACH	VENDOR	DUKE ENERGY-ACH	09/04/25-10/08/25 ELECTRIC	7,789.25
11/14/25	543013-53901-5000	111425-7010	VENDOR	DUKE ENERGY-ACH	10/3-11/7/25 Electricity	7,614.66
01/01/26	543013-53901-5000	121525-ACH	VENDOR	DUKE ENERGY-ACH	BILL PRD 11/5-12/5/25	7,550.12
01/16/26	543013-53901-5000	011626-7010-ACH	VENDOR	DUKE ENERGY-ACH	BILL PRD 12/3-1/8/26	7,976.24
02/24/26	543013-53901-5000	021326-7010	VENDOR	DUKE ENERGY-ACH	BILL PRD 1/6-2/6/26	7,312.93
03/16/26	543013-53901-5000	031626-7010-ACH	VENDOR	DUKE ENERGY-ACH	BILL PRD 2/4-3/6/26	6,981.73
04/16/26	543013-53901-5000	041626-7010-ACH	VENDOR	DUKE ENERGY-ACH	SVC PRD 3/4-4/8/26	7,173.20
05/15/26	543013-53901-5000	051526-7010-ACH	VENDOR	DUKE ENERGY-ACH	SVC PRD 4/3-5/7/26	7,152.29
06/15/26	543013-53901-5000	061526-7010	VENDOR	DUKE ENERGY-ACH	SVC PRD 5/5-6/5/26	7,057.56
07/28/26	543013-53901-5000	071626-7010-ACH	VENDOR	DUKE ENERGY-ACH	SVC PRD 6/3-7/2/26	6,942.45
08/31/26	543013-53901-5000	ACCRUAL	JE		ACCRUE AUG 26 ELECTRIC	7,000.00
					YTD Total	72,761.43
					Annual Budget	$99,000.00
					Amount Remaining / (Budget overage)	*$26,238.57*
					% of Budget	*73.5%*
Account Name: Utility - Reclaimed Water						
10/31/25	543028-53901-5000	110425-ACH	VENDOR	PASCO COUNTY UTILITIES SERVICE - ACH	09/15/25-10/15/25 WATER/RECLAIMED WATER	1,696.80
12/01/25	543028-53901-5000	120225-ACH	VENDOR	PASCO COUNTY UTILITIES SERVICE - ACH	10/15-11/14/25 Water/Reclaimed Water	921.12
01/01/26	543028-53901-5000	020326-ACH	VENDOR	PASCO COUNTY UTILITIES SERVICE - ACH	BILL PRD 12/16-1/14/26	1,718.04
01/06/26	543028-53901-5000	010626-ACH	VENDOR	PASCO COUNTY UTILITIES SERVICE - ACH	BILL PRD 11/14-12/16/25	2,092.72
02/04/26	543028-53901-5000	020426-ACH	VENDOR	PASCO COUNTY UTILITIES SERVICE - ACH	BILL PRD 12/16-1/14/26	239.37
02/20/26	543028-53901-5000	JE002213	JE		Overpymt on Pymt 300077	(0.03)
03/05/26	543028-53901-5000	021226-ACH	VENDOR	PASCO COUNTY UTILITIES SERVICE - ACH	BILL PRD 1/14-2/12/26	1,998.79
04/01/26	543028-53901-5000	040126-0575-ACH	VENDOR	PASCO COUNTY UTILITIES SERVICE - ACH	SVC PRD 2/12-3/16/26	903.95
04/01/26	543028-53901-5000	040126-0570-ACH	VENDOR	PASCO COUNTY UTILITIES SERVICE - ACH	SVC PRD 2/12-3/16/26	37.37
04/01/26	543028-53901-5000	040126-0560-ACH	VENDOR	PASCO COUNTY UTILITIES SERVICE - ACH	SVC PRD 2/12-3/16/26	431.27
04/01/26	543028-53901-5000	040126-0550-ACH	VENDOR	PASCO COUNTY UTILITIES SERVICE - ACH	SVC PRD 2/12-3/16/26	460.56
04/01/26	543028-53901-5000	040126-0555-ACH	VENDOR	PASCO COUNTY UTILITIES SERVICE - ACH	SVC PRD 2/12-3/16/26	441.37
05/04/26	543028-53901-5000	050426-0570-ACH	VENDOR	PASCO COUNTY UTILITIES SERVICE - ACH	SVC PRD 3/16-4/15/26	26.26
05/04/26	543028-53901-5000	050426-0560-ACH	VENDOR	PASCO COUNTY UTILITIES SERVICE - ACH	SVC PRD 3/16-4/15/26	243.41
05/04/26	543028-53901-5000	050426-0555-ACH	VENDOR	PASCO COUNTY UTILITIES SERVICE - ACH	SVC PRD 3/16-4/15/26	296.94
05/04/26	543028-53901-5000	050426-0550-ACH	VENDOR	PASCO COUNTY UTILITIES SERVICE - ACH	SVC PRD 3/16-4/15/26	295.93
05/04/26	543028-53901-5000	050426-0575-ACH	VENDOR	PASCO COUNTY UTILITIES SERVICE - ACH	SVC PRD 3/16-4/15/26	779.72
06/05/26	543028-53901-5000	24565662	VENDOR	PASCO COUNTY UTILITIES SERVICE - ACH	svc prd 4/15-5/15/26	276.74
06/05/26	543028-53901-5000	060221-0575-ACH	VENDOR	PASCO COUNTY UTILITIES SERVICE - ACH	SVC PRD 4/15-5/15/26	586.81
06/05/26	543028-53901-5000	060226-0570-ACH	VENDOR	PASCO COUNTY UTILITIES SERVICE - ACH	SVC PRD 4/15-5/15/26	20.20
06/05/26	543028-53901-5000	060226-0555-ACH	VENDOR	PASCO COUNTY UTILITIES SERVICE - ACH	SVC PRD 4/15-5/15/26	330.27
07/08/26	543028-53901-5000	070226-0575-ACH	VENDOR	PASCO COUNTY UTILITIES SERVICE - ACH	SVC PRD 5/18-6/16/26	817.09
07/08/26	543028-53901-5000	070226-0555-ACH	VENDOR	PASCO COUNTY UTILITIES SERVICE - ACH	SVC PRD 5/15-6/16/26	458.54
07/08/26	543028-53901-5000	24742854	VENDOR	PASCO COUNTY UTILITIES SERVICE - ACH	SVC PRD 5/15-6/16/26	29.29
07/08/26	543028-53901-5000	070226-0550-ACH	VENDOR	PASCO COUNTY UTILITIES SERVICE - ACH	SVC PRD 5/15-6/16/26	382.79
08/14/26	543028-53901-5000	080426-0570-ACH	VENDOR	PASCO COUNTY UTILITIES SERVICE - ACH	SVC PRD 6/16-7/16/26	43.43
08/14/26	543028-53901-5000	080426-0575-ACH	VENDOR	PASCO COUNTY UTILITIES SERVICE - ACH	SVC PRD 6/16-7/16/26	855.47

Oakstead Community Development District

Expenditure Report - General Fund

For the Period(s) from Oct 01, 2025 to Aug 31, 2026

(Sorted by Department)

Posting Date	Account #	Document #	Trans. Type	Vendor Name	Description	Amount
08/14/26	543028-53901-5000	080426-0550-ACH	VENDOR	PASCO COUNTY UTILITIES SERVICE - ACH	SVC PRD 6/16-7/16/26	451.47
08/14/26	543028-53901-5000	080426-0555-ACH	VENDOR	PASCO COUNTY UTILITIES SERVICE - ACH	SVC PRD 6/16-7/16/26	607.01
08/31/26	543028-53901-5000	ACCRUAL	JE		ACCRUE AUG 26 PASCO CTY UTILITIES	1,000.00
					YTD Total	18,442.70
					Annual Budget	$22,920.96
					Amount Remaining / (Budget overage)	*$4,478.26*
					% of Budget	*80.5%*
Account Name: Insurance - Property						
10/01/25	545001-53901-5000	155000 TO 545001	JE		Prepaid-FY26 Property Insurance per policy	56,100.00
					YTD Total	56,100.00
					Annual Budget	$0.00
					Amount Remaining / (Budget overage)	*($56,100.00)*
					% of Budget	*n/a*
Account Name: R&M-Electrical						
11/03/25	546020-53901-5000	25183	VENDOR	HIMES ELECTRICAL SERVICE, INC.	Service Call Found No Issues	140.00
11/17/25	546020-53901-5000	25205	VENDOR	HIMES ELECTRICAL SERVICE, INC.	Replace GFI North Side of Courtyard	193.00
07/14/26	546020-53901-5000	JE002271	JE		R/C Himes Elect Serv, Inc. Pool Circuit Breaker & Underground Splice	397.74
					YTD Total	730.74
					Annual Budget	$1,500.00
					Amount Remaining / (Budget overage)	*$769.26*
					% of Budget	*48.7%*
Account Name: R&M-Gate						
10/03/25	546034-53901-5000	17960	VENDOR	COMPLETE I.T.	Keswick Ent Gate-Loop Module Adjust Sensativity	330.00
10/09/25	546034-53901-5000	17982	VENDOR	COMPLETE I.T.	10/9/25 Tanglewyld replace touchscreen	1,883.83
10/20/25	546034-53901-5000	18032	VENDOR	COMPLETE I.T.	2 HRS -For onsite diagnosis of Hillington gate. More details in Ticket	330.00
11/13/25	546034-53901-5000	18286	VENDOR	COMPLETE I.T.	Ballastone Display Replacement for Liftmaster CAPXL	1,883.83
11/19/25	546034-53901-5000	18315	VENDOR	COMPLETE I.T.	Brenford Main Board Replacement	2,990.45
02/06/26	546034-53901-5000	JE002217	JE		Complete I.T. Quarterly Gate Maintenance Q1 2026	1,800.00
02/13/26	546034-53901-5000	19151	VENDOR	COMPLETE I.T.	TROUBLESHOOTING KESWICK GATE CALL BOX	330.00
02/19/26	546034-53901-5000	19180	VENDOR	COMPLETE I.T.	Diagnosis of Keswick gate	330.00
02/25/26	546034-53901-5000	JE002218	JE		Complete I.T. Troubleshooting Hillington Call Box and Gate	330.00
02/25/26	546034-53901-5000	JE002219	JE		Complete I.T. Tech Labor & Yelp Siren	450.00
02/25/26	546034-53901-5000	JE002220	JE		Complete I.T. Tech Labor & Yelp Siren	330.00
03/12/26	546034-53901-5000	19445	VENDOR	COMPLETE I.T.	Tech Labor	330.00
03/31/26	546034-53901-5000	JE002235	JE		Complete IT Liftmaster, Tech Labor	1,500.00
04/01/26	546034-53901-5000	0000055646	VENDOR	BEND CORPORATION	GATE LOCK	303.00
04/01/26	546034-53901-5000	JE002241	JE		The Chamberlain Group Inv 7006610584 60 Remotes	521.97
04/16/26	546034-53901-5000	19750	VENDOR	COMPLETE I.T.	2 hours tech service on Office	330.00
04/17/26	546034-53901-5000	0000055913	VENDOR	BEND CORPORATION	Weymouth Pedestrian Gate Lock	295.00
04/21/26	546034-53901-5000	26-9435	VENDOR	MOZART'S ARTISTIC DESIGNS	Weymouth Gate Repair	746.90
05/04/26	546034-53901-5000	19961	VENDOR	COMPLETE I.T.	Liftmaster Community App	510.00
05/14/26	546034-53901-5000	20025	VENDOR	COMPLETE I.T.	Tech Labor Ashmont Exit Gate	330.00

Oakstead Community Development District

Expenditure Report - General Fund

For the Period(s) from Oct 01, 2025 to Aug 31, 2026

(Sorted by Department)

Posting Date	Account #	Document #	Trans. Type	Vendor Name	Description	Amount
05/20/26	546034-53901-5000	20099	VENDOR	COMPLETE I.T.	Tech Labor Marchmont Gate	330.00
06/01/26	546034-53901-5000	20257	VENDOR	COMPLETE I.T.	Liftmaster Community App	510.00
06/30/26	546034-53901-5000	20440	VENDOR	COMPLETE I.T.	Liftmaster CAPXLV Door Board w/Cover	770.95
07/01/26	546034-53901-5000	20580	VENDOR	COMPLETE I.T.	Liftmaster Community App	510.00
07/06/26	546034-53901-5000	20645	VENDOR	COMPLETE I.T.	Internet Issue Ballastone, Brenford, Strathmore, Weymouth	1,401.13
07/31/26	546034-53901-5000	26-9604	VENDOR	MOZART'S ARTISTIC DESIGNS	7/23/26 Ballastone Gate Repairs	2,095.00
08/01/26	546034-53901-5000	20890	VENDOR	COMPLETE I.T.	Liftmaster Community App	510.00
08/06/26	546034-53901-5000	20958	VENDOR	COMPLETE I.T.	Ruggedized IP67	2,831.92
					YTD Total	24,813.98
					Annual Budget	$10,000.00
					Amount Remaining / (Budget overage)	*($14,813.98)*
					% of Budget	*248.1%*

Account Name: R&M-Other Landscape

10/13/25	546036-53901-5000	361951	VENDOR	LANDSCAPE MAINTENANCE PROFESSIONALS	10/11/25 Tanglewylde tree removal	2,250.00
10/27/25	546036-53901-5000	363353	VENDOR	LANDSCAPE MAINTENANCE PROFESSIONALS	Tree Removal on Lake Patience Rd	300.00
10/30/25	546036-53901-5000	363965	VENDOR	LANDSCAPE MAINTENANCE PROFESSIONALS	Enhancement Keswick Entrance	954.00
10/30/25	546036-53901-5000	363964	VENDOR	LANDSCAPE MAINTENANCE PROFESSIONALS	Enhancement Oakstead Entrance Center	19,764.00
10/30/25	546036-53901-5000	363963	VENDOR	LANDSCAPE MAINTENANCE PROFESSIONALS	Enhancement Across Clubhouse & Oakstead Blvd	7,546.50
10/31/25	546036-53901-5000	364141	VENDOR	LANDSCAPE MAINTENANCE PROFESSIONALS	Enhancement Brenford Entrance	2,430.00
11/14/25	546036-53901-5000	367803	VENDOR	JUNIPER LANDSCAPING OF FLORIDA LLC	Clubhouse Parking Lot Viburnum Hedges	1,759.50
11/14/25	546036-53901-5000	367804	VENDOR	JUNIPER LANDSCAPING OF FLORIDA LLC	Oakstead Blvd Plant Refill	3,780.00
11/19/25	546036-53901-5000	368329	VENDOR	JUNIPER LANDSCAPING OF FLORIDA LLC	Enhancement WeyMouth Entrance	3,393.00
01/15/26	546036-53901-5000	377691	VENDOR	JUNIPER LANDSCAPING OF FLORIDA LLC	SOD REPLACEMENT	1,235.00
01/16/26	546036-53901-5000	378078	VENDOR	JUNIPER LANDSCAPING OF FLORIDA LLC	STUMP GRINDING	175.00
02/23/26	546036-53901-5000	383231	VENDOR	JUNIPER LANDSCAPING OF FLORIDA LLC	Oakstead Cdd Second Center Median island Plant removal Sod	2,730.00
03/30/26	546036-53901-5000	388462	VENDOR	JUNIPER LANDSCAPING OF FLORIDA LLC	Oakstead Cdd Clubhouse Crotton Plant Replacement	2,090.00
05/01/26	546036-53901-5000	JE002256	JE		R/C Landscape Maint Prof Inv 363965 Enhancement Keswick Entrance	(954.00)
05/01/26	546036-53901-5000	JE002256	JE		R/C Landscape Maint Prof Inv 363964 Enhancement Oakstead Entrance	(19,764.00)
05/01/26	546036-53901-5000	JE002256	JE		R/C Landscape Maint Prof Inv 363963 Enhancement across Clubshouse	(7,546.50)
05/01/26	546036-53901-5000	JE002256	JE		R/C Landscape Maint Prof Inv 363963 Enhancement Brenford Entrance	(2,430.00)
05/01/26	546036-53901-5000	JE002256	JE		R/C Landscape Maint Prof Inv 363963 Enhancement Weymouth Entranc	(3,393.00)
05/06/26	546036-53901-5000	394185	VENDOR	JUNIPER LANDSCAPING OF FLORIDA LLC	Bush Hogging Services	2,307.90
06/30/26	546036-53901-5000	401468	VENDOR	JUNIPER LANDSCAPING OF FLORIDA LLC	Enhancements Entrance	2,962.50
06/30/26	546036-53901-5000	401467	VENDOR	JUNIPER LANDSCAPING OF FLORIDA LLC	Enhancements Manassas & Oakstead Blvd	378.00
					YTD Total	19,967.90
					Annual Budget	$10,000.00
					Amount Remaining / (Budget overage)	*($9,967.90)*
					% of Budget	*199.7%*

Oakstead Community Development District

Expenditure Report - General Fund

For the Period(s) from Oct 01, 2025 to Aug 31, 2026

(Sorted by Department)

Posting Date	Account #	Document #	Trans. Type	Vendor Name	Description	Amount
Account Name: R&M-Irrigation						
11/13/25	546041-53901-5000	18285	VENDOR	COMPLETE I.T.	Laptop for Irrigation Pressure Testing	1,279.99
12/12/25	546041-53901-5000	373090	VENDOR	JUNIPER LANDSCAPING OF FLORIDA LLC	12/3/25 Clubhouse Sprinkler Repairs	84.75
12/12/25	546041-53901-5000	373091	VENDOR	JUNIPER LANDSCAPING OF FLORIDA LLC	12/3/25 Marchmont Wet Check Repairs	38.31
12/12/25	546041-53901-5000	373092	VENDOR	JUNIPER LANDSCAPING OF FLORIDA LLC	12/2/25 Keswick Entr Irrigation Rprs	718.12
12/22/25	546041-53901-5000	373960	VENDOR	JUNIPER LANDSCAPING OF FLORIDA LLC	IRRIGATION REPAIRS	587.06
12/22/25	546041-53901-5000	373961	VENDOR	JUNIPER LANDSCAPING OF FLORIDA LLC	IRRIGATION REPAIRS	1,003.24
01/19/26	546041-53901-5000	378222	VENDOR	JUNIPER LANDSCAPING OF FLORIDA LLC	IRR REPAIRS	250.00
01/19/26	546041-53901-5000	378220	VENDOR	JUNIPER LANDSCAPING OF FLORIDA LLC	IRRIGATION REPAIRS	1,205.44
01/19/26	546041-53901-5000	378221	VENDOR	JUNIPER LANDSCAPING OF FLORIDA LLC	6 Irrigation Repair-Keswick/Clubhouse-Valve	978.20
01/19/26	546041-53901-5000	378219	VENDOR	JUNIPER LANDSCAPING OF FLORIDA LLC	IRRIGATION	160.84
01/19/26	546041-53901-5000	378218	VENDOR	JUNIPER LANDSCAPING OF FLORIDA LLC	Repair-Ballastone-Valve Replacement	623.27
01/26/26	546041-53901-5000	378661	VENDOR	JUNIPER LANDSCAPING OF FLORIDA LLC	IRR REPAIRS	917.37
02/02/26	546041-53901-5000	380486	VENDOR	JUNIPER LANDSCAPING OF FLORIDA LLC	DEC IRR REPAIRS	411.77
02/02/26	546041-53901-5000	380487	VENDOR	JUNIPER LANDSCAPING OF FLORIDA LLC	DEC IRR REPAIRS	739.99
02/18/26	546041-53901-5000	020226-0316	VENDOR	LOWE'S COMPANIES	R&M CLUBHOUSE	258.68
02/23/26	546041-53901-5000	383217	VENDOR	JUNIPER LANDSCAPING OF FLORIDA LLC	February 2026 Irrigation Repair-Keswick Controller-Valve	644.43
02/23/26	546041-53901-5000	383214	VENDOR	JUNIPER LANDSCAPING OF FLORIDA LLC	January 2026 Completed Wet Check Repairs-Marchmont	94.45
02/23/26	546041-53901-5000	383216	VENDOR	JUNIPER LANDSCAPING OF FLORIDA LLC	January 2026 Irrigation Repair-Weymouth Controller-Diagnostic	390.00
02/23/26	546041-53901-5000	383215	VENDOR	JUNIPER LANDSCAPING OF FLORIDA LLC	January 2026 Completed Wet Check Repairs-Weymouth	288.99
02/27/26	546041-53901-5000	384064	VENDOR	JUNIPER LANDSCAPING OF FLORIDA LLC	Backflow System Repair	3,955.00
03/01/26	546041-53901-5000	46917-1	VENDOR	NIAGARA SPRINKLER SYSTEMS INC	IRR REPAIRS	110.00
03/02/26	546041-53901-5000	384985	VENDOR	JUNIPER LANDSCAPING OF FLORIDA LLC	February 2026 Irrigation Repair-Keswick & Club House	2,138.52
03/10/26	546041-53901-5000	JE002236	JE		Lowes	149.27
03/30/26	546041-53901-5000	388477	VENDOR	JUNIPER LANDSCAPING OF FLORIDA LLC	January 2026 Irrigation Repair	1,582.08
03/31/26	546041-53901-5000	JE002252	JE		R/C Juniper Landscaping March 26 Wet Check Repairs	414.20
03/31/26	546041-53901-5000	JE002252	JE		R/C Juniper Landscaping March 26 Wet Check Repairs	(414.20)
04/02/26	546041-53901-5000	JE002253	JE		Juniper Landscaping Inv 391280 March 26 Completed Wet Check Repair	414.20
04/30/26	546041-53901-5000	392698	VENDOR	JUNIPER LANDSCAPING OF FLORIDA LLC	IRRIGATION REPAIRS	82.50
04/30/26	546041-53901-5000	392697	VENDOR	JUNIPER LANDSCAPING OF FLORIDA LLC	IRRIGATION REPAIRS	163.80
05/01/26	546041-53901-5000	395532	VENDOR	JUNIPER LANDSCAPING OF FLORIDA LLC	Irrigation Repairs	124.14
05/01/26	546041-53901-5000	395531	VENDOR	JUNIPER LANDSCAPING OF FLORIDA LLC	Irrigation Repairs	222.35
05/01/26	546041-53901-5000	396015	VENDOR	JUNIPER LANDSCAPING OF FLORIDA LLC	Irrigation Repairs	853.53
05/01/26	546041-53901-5000	396016	VENDOR	JUNIPER LANDSCAPING OF FLORIDA LLC	Irrigation Repairs	94.06
05/22/26	546041-53901-5000	395530	VENDOR	JUNIPER LANDSCAPING OF FLORIDA LLC	Irrigation Repairs	1,844.16
06/15/26	546041-53901-5000	401640	VENDOR	JUNIPER LANDSCAPING OF FLORIDA LLC	IRRIGATION REPAIRS JUNE Marchmont Cont	152.67
06/30/26	546041-53901-5000	401642	VENDOR	JUNIPER LANDSCAPING OF FLORIDA LLC	IRRIGATION REPAIRS JUNE Keswick	176.91
06/30/26	546041-53901-5000	401638	VENDOR	JUNIPER LANDSCAPING OF FLORIDA LLC	IRRIGATION REPAIRS JUNE Ballastone Cont	92.03
06/30/26	546041-53901-5000	401639	VENDOR	JUNIPER LANDSCAPING OF FLORIDA LLC	IRRIGATION REPAIRS JUNE Keswick Cont	1,498.08
06/30/26	546041-53901-5000	401641	VENDOR	JUNIPER LANDSCAPING OF FLORIDA LLC	IRRIGATION REPAIRS JUNE Weymouth Cont	441.00
06/30/26	546041-53901-5000	401913	VENDOR	JUNIPER LANDSCAPING OF FLORIDA LLC	IRRIGATION REPAIRS JUNE	504.18
06/30/26	546041-53901-5000	401912	VENDOR	JUNIPER LANDSCAPING OF FLORIDA LLC	IRRIGATION REPAIRS JUNE Clubhouse	274.40
06/30/26	546041-53901-5000	401914	VENDOR	JUNIPER LANDSCAPING OF FLORIDA LLC	IRRIGATION REPAIRS JUNE Weymouth	94.94
06/30/26	546041-53901-5000	401911	VENDOR	JUNIPER LANDSCAPING OF FLORIDA LLC	IRRIGATION REPAIRS JUNE Marchmont	76.61
07/03/26	546041-53901-5000	406334	VENDOR	JUNIPER LANDSCAPING OF FLORIDA LLC	IRRIGATION REPAIRS JUNE ENTRANCE	92.36
08/21/26	546041-53901-5000	409766	VENDOR	JUNIPER LANDSCAPING OF FLORIDA LLC	IRRIGATION REPAIRS JUL MARCHMONT	202.73

Oakstead Community Development District

Expenditure Report - General Fund

For the Period(s) from Oct 01, 2025 to Aug 31, 2026

(Sorted by Department)

Posting Date	Account #	Document #	Trans. Type	Vendor Name	Description	Amount
08/21/26	546041-53901-5000	409764	VENDOR	JUNIPER LANDSCAPING OF FLORIDA LLC	IRRIGATION REPAIRS JUL ENTRANCE	82.50
08/21/26	546041-53901-5000	409765	VENDOR	JUNIPER LANDSCAPING OF FLORIDA LLC	IRRIGATION REPAIRS JUL CLUBHOUSE	65.75
08/21/26	546041-53901-5000	409763	VENDOR	JUNIPER LANDSCAPING OF FLORIDA LLC	IRRIGATION REPAIRS JUL KESWICK	159.94
					YTD Total	26,322.61
					Annual Budget	$22,000.00
					Amount Remaining / (Budget overage)	*($4,322.61)*
					% of Budget	*119.6%*

Account Name: R&M-Other Field

10/12/25	546063-53901-5000	23013	VENDOR	CROSSCREEK ENVIRONMENTAL	PONDS 5A AND 5C MECHANICAL VEGETATION REMOVAL	3,195.00
10/31/25	546063-53901-5000	110225-0316-ACH	VENDOR	LOWE'S COMPANIES	Lowes: 10/13/25-10/31/25 CC Purchases	50.65
10/31/25	546063-53901-5000	110225-0316-ACH	VENDOR	LOWE'S COMPANIES	Lowes: 10/13/25-10/31/25 CC Purchases	18.98
10/31/25	546063-53901-5000	110225-0316-ACH	VENDOR	LOWE'S COMPANIES	Lowes: 10/13/25-10/31/25 CC Purchases	(30.24)
10/31/25	546063-53901-5000	110225-0316-ACH	VENDOR	LOWE'S COMPANIES	Lowes: 10/13/25-10/31/25 CC Purchases	71.20
11/01/25	546063-53901-5000	102625-8900-ACH	VENDOR	TRUIST BANK-8900 ACH from #5221	TRUIST 10/6/25-10/24/25 CC Purchases (Luis)	11.00
11/01/25	546063-53901-5000	102625-8900-ACH	VENDOR	TRUIST BANK-8900 ACH from #5221	TRUIST 10/6/25-10/24/25 CC Purchases (Luis)	17.12
11/01/25	546063-53901-5000	102625-8900-ACH	VENDOR	TRUIST BANK-8900 ACH from #5221	TRUIST 10/6/25-10/24/25 CC Purchases (Luis)	11.60
11/01/25	546063-53901-5000	102625-8900-ACH	VENDOR	TRUIST BANK-8900 ACH from #5221	TRUIST 10/6/25-10/24/25 CC Purchases (Luis)	13.00
11/03/25	546063-53901-5000	1234	VENDOR	dba POP N ART WOODWORKS	Remove Playground & Haul Away	100.00
12/01/25	546063-53901-5000	112625-8900-ACH	VENDOR	TRUIST BANK-8900 ACH from #5221	NOV PURCHASES	14.46
12/01/25	546063-53901-5000	112625-8900-ACH	VENDOR	TRUIST BANK-8900 ACH from #5221	NOV PURCHASES	15.31
12/01/25	546063-53901-5000	112625-8900-ACH	VENDOR	TRUIST BANK-8900 ACH from #5221	NOV PURCHASES	34.99
12/01/25	546063-53901-5000	112625-8900-ACH	VENDOR	TRUIST BANK-8900 ACH from #5221	NOV PURCHASES	13.50
12/01/25	546063-53901-5000	112625-8900-ACH	VENDOR	TRUIST BANK-8900 ACH from #5221	NOV PURCHASES	13.00
12/01/25	546063-53901-5000	112625-8900-ACH	VENDOR	TRUIST BANK-8900 ACH from #5221	NOV PURCHASES	14.00
12/08/25	546063-53901-5000	120225-0316-ACH	VENDOR	LOWE'S COMPANIES	Lowes 11/6-28/25 CC Purchases	131.26
12/26/25	546063-53901-5000	122625-8900-ACH	VENDOR	TRUIST BANK-8900 ACH from #5221	DEC PURCHASES	396.99
01/12/26	546063-53901-5000	010226-0316	VENDOR	LOWE'S COMPANIES	Lowes 11/6-28/25 CC Purchases	116.73
01/13/26	546063-53901-5000	011326-	VENDOR	LUIS CHAGUACEDA	Mileage Report	145.00
01/26/26	546063-53901-5000	012626-8900-ACH	VENDOR	TRUIST BANK-8900 ACH from #5221	Truist Bank CC 12/27/25 - 01/26/26	57.73
01/30/26	546063-53901-5000	JE002221	JE		HMJ Services LLC DBA Magic Bubbles - Long Bridge	1,500.00
02/04/26	546063-53901-5000	JE002222	JE		HMJ Services LLC DBA Magic Bubbles - Wooden Bridge cleaning	750.00
02/12/26	546063-53901-5000	24191	VENDOR	CROSSCREEK ENVIRONMENTAL	Mechanical Vegetation Removal	7,455.00
02/12/26	546063-53901-5000	24652	VENDOR	CROSSCREEK ENVIRONMENTAL	Ponds 5A and 5C Debris Removal	3,800.00
03/09/26	546063-53901-5000	022626-8900-ACH	VENDOR	TRUIST BANK-8900 ACH from #5221	cardholder activity	51.51
03/10/26	546063-53901-5000	030226-0316-ACH	VENDOR	LOWE'S COMPANIES	Lowes	132.54
03/17/26	546063-53901-5000	26-9382	VENDOR	MOZART'S ARTISTIC DESIGNS	Hillinton gate lock box repair	683.83
04/17/26	546063-53901-5000	040226-0316-ACH	VENDOR	LOWE'S COMPANIES	Office Supplies	97.24
04/20/26	546063-53901-5000	032626-8900-ACH	VENDOR	TRUIST BANK-8900 ACH from #5221	MARCH PURCHASES	82.50
05/01/26	546063-53901-5000	042626-8900-ACH	VENDOR	TRUIST BANK-8900 ACH from #5221	Office Supplies	85.75
05/01/26	546063-53901-5000	043026-LT	VENDOR	LYNN TEMPERA	MILEAGE	134.13
05/01/26	546063-53901-5000	043026-LC	VENDOR	LUIS CHAGUACEDA	MILEAGE REIMB	58.00
05/02/26	546063-53901-5000	050226-0316-ACH	VENDOR	LOWE'S COMPANIES	April Charges	445.96
06/03/26	546063-53901-5000	2160-9922	VENDOR	FASTSIGNS	Signs	572.50
06/08/26	546063-53901-5000	052626-8900-ACH	VENDOR	TRUIST BANK-8900 ACH from #5221	APRIL/MAY PURCHASES	20.01
06/08/26	546063-53901-5000	052626-8900-ACH	VENDOR	TRUIST BANK-8900 ACH from #5221	APRIL/MAY PURCHASES	22.01

Oakstead Community Development District

Expenditure Report - General Fund

For the Period(s) from Oct 01, 2025 to Aug 31, 2026

(Sorted by Department)

Posting Date	Account #	Document #	Trans. Type	Vendor Name	Description	Amount
06/08/26	546063-53901-5000	052626-8900-ACH	VENDOR	TRUIST BANK-8900 ACH from #5221	APRIL/MAY PURCHASES	19.90
06/08/26	546063-53901-5000	052626-8900-ACH	VENDOR	TRUIST BANK-8900 ACH from #5221	APRIL/MAY PURCHASES	20.00
06/08/26	546063-53901-5000	052626-8900-ACH	VENDOR	TRUIST BANK-8900 ACH from #5221	APRIL/MAY PURCHASES	189.96
06/09/26	546063-53901-5000	060226-0316	VENDOR	LOWE'S COMPANIES	May Charges	221.82
07/01/26	546063-53901-5000	062626-8900-ACH	VENDOR	TRUIST BANK-8900 ACH from #5221	JUNE PURCHASES	90.79
07/13/26	546063-53901-5000	070226-0316	VENDOR	LOWE'S COMPANIES	June Charges	271.03
08/06/26	546063-53901-5000	072626-8900	VENDOR	TRUIST BANK-8900 ACH from #5221	JULY PURCHASES	2,304.77
08/27/26	546063-53901-5000	080226-0316-ACH	VENDOR	LOWE'S COMPANIES	Credit Memo 000260	(71.99)
08/28/26	546063-53901-5000	080226-0316-ACH	VENDOR	LOWE'S COMPANIES	JULY PURCHASES	128.09
					YTD Total	23,476.63
					Annual Budget	$13,812.96
					Amount Remaining / (Budget overage)	*($9,663.67)*
					% of Budget	*170.0%*
Account Name: R&M-Sidewalks						
03/20/26	546084-53901-5000	1165918	VENDOR	INFRAMARK LLC	Maintenance services	2,674.00
06/15/26	546084-53901-5000	1347	VENDOR	dba POP N ART WOODWORKS	Remove Sidewalk panels	600.00
					YTD Total	3,274.00
					Annual Budget	$10,000.00
					Amount Remaining / (Budget overage)	*$6,726.00*
					% of Budget	*32.7%*
Account Name: R&M-Trees and Trimming						
10/09/25	546099-53901-5000	361773	VENDOR	LANDSCAPE MAINTENANCE PROFESSIONALS	10/1/25 Palm Tree Debooting	2,160.00
10/20/25	546099-53901-5000	362816	VENDOR	LANDSCAPE MAINTENANCE PROFESSIONALS	10/20/25-11/19/25 -BASKETBALL COURT PALM TREE DEBOOTING	900.00
02/20/26	546099-53901-5000	2465	VENDOR	A-Z TREE SERVICE	Tree removal and grind	900.00
					YTD Total	3,960.00
					Annual Budget	$16,000.00
					Amount Remaining / (Budget overage)	*$12,040.00*
					% of Budget	*24.8%*

Oakstead Community Development District

Expenditure Report - General Fund

For the Period(s) from Oct 01, 2025 to Aug 31, 2026

(Sorted by Department)

Posting Date	Account #	Document #	Trans. Type	Vendor Name	Description	Amount
Account Name: R&M-Landscape Lighting						
12/03/25	546308-53901-5000	122503	VENDOR	DAVID M. BECHTEL	LIIGHTING SVC / CRISTMAS LIGHTS	630.00
01/26/26	546308-53901-5000	012604	VENDOR	DAVID M. BECHTEL	Replace light and transformer	858.00
02/19/26	546308-53901-5000	022611	VENDOR	DAVID M. BECHTEL	Transformer replacement	543.00
03/06/26	546308-53901-5000	022612	VENDOR	DAVID M. BECHTEL	2-wac flood light fixtures	583.00
03/09/26	546308-53901-5000	021926-	VENDOR	DAVID M. BECHTEL	Downtight fixtures	583.00
03/24/26	546308-53901-5000	032610	VENDOR	DAVID M. BECHTEL	Replaced bulbs	837.00
05/13/26	546308-53901-5000	1130	VENDOR	TIMELESS LANDSCAPE CREATIONS	Repair Landscape Lighting	450.00
07/01/26	546308-53901-5000	062605	VENDOR	DAVID M. BECHTEL	Service All Community Landscape Lighting	550.00
07/15/26	546308-53901-5000	070526	VENDOR	DAVID M. BECHTEL	Universal 600-watt 12-22 Volt Tap	399.00
					YTD Total	5,433.00
					Annual Budget	$2,000.00
					Amount Remaining / (Budget overage)	*($3,433.00)*
					% of Budget	*271.7%*
Account Name: Misc-Holiday Lighting						
10/01/25	549028-53901-5000	155000 TO 549028	JE		Prepaid-Decorating Elves Inv I231826542 Deposit pd in August	3,200.38
11/11/25	549028-53901-5000	I231827008	VENDOR	DECORATING ELVES, INC	PIF-HOLIDAY LIGHTING (FY26 Expense)	5,938.57
12/03/25	549028-53901-5000	122503	VENDOR	DAVID M. BECHTEL	LIIGHTING SVC / CRISTMAS LIGHTS	300.00
02/14/26	549028-53901-5000	022601	VENDOR	DAVID M. BECHTEL	CHRISTMAS LIGHTING	340.00
					YTD Total	9,778.95
					Annual Budget	$8,500.00
					Amount Remaining / (Budget overage)	*($1,278.95)*
					% of Budget	*115.0%*
Account Name: Misc-Property Taxes						
11/11/25	549044-53901-5000	111225-0040	VENDOR	MIKE FASANO	County Stormwater Non-Ad Valorem	3,128.16
					YTD Total	3,128.16
					Annual Budget	$3,200.00
					Amount Remaining / (Budget overage)	*$71.84*
					% of Budget	*97.8%*
Account Name: Misc-Contingency						
03/06/26	549900-53901-5000	2160-9574	VENDOR	FASTSIGNS	MEMORIAL	955.00
03/25/26	549900-53901-5000	RX-0324-01	VENDOR	REALEX CONSTRUCTION	Monument Wall Restoration	9,951.63
07/01/26	549900-53901-5000	JE002272	JE		R/C Truist Bank -8900 ACH from #5221 June Purchases	588.50
					YTD Total	11,495.13
					Annual Budget	$36,985.00
					Amount Remaining / (Budget overage)	*$25,489.87*
					% of Budget	*31.1%*

Posting Date	Account #	Document #	Trans. Type	Vendor Name	Description	Amount
Account Name: Reserve - Ponds						
11/01/25	568126-53901-5000	568046 TO 568126	JE		R/C INV 2964-Deposit for O&M Rprs to all Ponds $51,400	25,700.00
11/14/25	568126-53901-5000	2966	VENDOR	FINN OUTDOOR	PIF- O&M Repairs all Ponds $51,400.00 Final Payment	25,700.00
					YTD Total	51,400.00
					Annual Budget	$0.00
					Amount Remaining / (Budget overage)	*($51,400.00)*
					% of Budget	*n/a*
					Field Department Total:	**$718,996.49**

DEPARTMENT NAME: PARKS AND RECREATION

Account Name: Payroll-Salaries						
10/07/25	512001-57201-5000	PPE 10/3/25	JE		Payroll-Salary PPE 10/3/25	2,308.00
10/21/25	512001-57201-5000	PPE 10/17/25	JE		Payroll-Salary PPE 10/17/25	2,308.00
10/21/25	512001-57201-5000	PPE 10/17/25	JE		Retro Payroll PPE 10/17/25	30.25
11/05/25	512001-57201-5000	PPE 10/31/25	JE		Payroll-Salaries PPE 10/31/25	2,308.00
11/19/25	512001-57201-5000	PPE 11/14/25	JE		Payroll-Salaries	2,308.00
12/03/25	512001-57201-5000	PPE 11/28/25	JE		Payroll-Salaries	1,154.00
12/03/25	512001-57201-5000	PPE 11/28/25	JE		Vacation	692.40
12/03/25	512001-57201-5000	PPE 11/28/25	JE		Holiday	461.60
12/16/25	512001-57201-5000	STAFF PPE 12/12/25	JE		Payroll-Salary L. Tempera	2,377.60
12/16/25	512001-57201-5000	STAFF PPE 12/12/25	JE		Retro-Lynn Tempera	278.40
12/31/25	512001-57201-5000	STAFF PPE 12/26/25	JE		Payroll-Salary L. Tempera	1,188.80
12/31/25	512001-57201-5000	STAFF PPE 12/26/25	JE		Vacation - L. Tempera	713.28
12/31/25	512001-57201-5000	STAFF PPE 12/26/25	JE		Holiday - L. Tempera	475.52
01/14/26	512001-57201-5000	ADP00084	JE		Payroll-Salary	1,902.08
01/14/26	512001-57201-5000	ADP00084	JE		Vacation	237.76
01/14/26	512001-57201-5000	ADP00084	JE		Holiday	237.76
01/28/26	512001-57201-5000	ADP00085	JE		Payroll-Salary	2,139.84
01/28/26	512001-57201-5000	ADP00085	JE		Holiday	237.76
02/10/26	512001-57201-5000	JE002223	JE		Payroll - Salary	2,377.60
02/24/26	512001-57201-5000	JE002224	JE		Payroll - Salary	2,377.60
03/10/26	512001-57201-5000	JE002231	JE		ADP 00091 PAYROLL SALARY	2,139.84
03/24/26	512001-57201-5000	JE002232	JE		ADP 00092 PAYROLL SALARY	2,377.60
04/07/26	512001-57201-5000	ADP00096	JE		Payroll Salary ADP	2,377.60
04/08/26	512001-57201-5000	ADP00099	JE		Payroll-Salary	2,386.70
04/08/26	512001-57201-5000	ADP00099	JE		Payroll-Salary	(2,386.70)
04/21/26	512001-57201-5000	ADP00097	JE		Payroll-Salaries ADP	2,377.60
05/06/26	512001-57201-5000	ADP00098	JE		Payroll-Salary	2,377.60
05/20/26	512001-57201-5000	ADP00102	JE		Payroll-Salary	2,377.60

Oakstead Community Development District

Expenditure Report - General Fund

For the Period(s) from Oct 01, 2025 to Aug 31, 2026

(Sorted by Department)

Posting Date	Account #	Document #	Trans. Type	Vendor Name	Description	Amount
06/03/26	512001-57201-5000	ADP00103	JE		Payroll-Salary	2,139.84
06/03/26	512001-57201-5000	ADP00103	JE		Holiday	237.76
06/17/26	512001-57201-5000	ADP00106	JE		Payroll-Salary	2,377.60
06/30/26	512001-57201-5000	ADP00109	JE		Payroll-Salaries	2,377.60
07/01/26	512001-57201-5000	ADP00108	JE		Payroll-Salary	2,377.60
07/01/26	512001-57201-5000	ADP00108	JE		Payroll-Salary	(2,377.60)
07/14/26	512001-57201-5000	ADP00111	JE		Payroll-Salary	951.04
07/14/26	512001-57201-5000	ADP00111	JE		Vacation	1,188.80
07/14/26	512001-57201-5000	ADP00111	JE		Holiday	237.76
07/28/26	512001-57201-5000	JE002278	JE		Payroll-Salaries	2,377.60
07/28/26	512001-57201-5000	JE002278	JE		Payroll-Salaries	(2,377.60)
07/28/26	512001-57201-5000	JE002280	JE		Payroll-Salaries	2,377.60
08/11/26	512001-57201-5000	ADP00114	JE		Payroll-Salary	2,139.84
08/11/26	512001-57201-5000	ADP00114	JE		Vacation	237.76
08/25/26	512001-57201-5000	ADP00115	JE		Payroll-Salaries	2,377.60
					YTD Total	56,785.29
					Annual Budget	$68,264.00
					Amount Remaining / (Budget overage)	*$11,478.71*
					% of Budget	*83.2%*
Account Name: Payroll-Hourly						
10/07/25	512002-57201-5000	PPE 10/3/25	JE		Payroll- Hourly PPE 10/3/25	3,817.50
10/21/25	512002-57201-5000	PPE 10/17/25	JE		Payroll- Hourly PPE 10/17/25	3,821.35
11/05/25	512002-57201-5000	PPE 10/31/25	JE		Payroll- Hourly	4,086.43
11/19/25	512002-57201-5000	PPE 11/14/25	JE		Payroll- Hourly	3,625.10
12/03/25	512002-57201-5000	PPE 11/28/25	JE		Payroll- Hourly	3,036.50
12/16/25	512002-57201-5000	STAFF PPE 12/12/25	JE		Payroll- Hourly	3,093.55
12/31/25	512002-57201-5000	STAFF PPE 12/26/25	JE		Payroll- Hourly	2,900.21
01/14/26	512002-57201-5000	ADP00084	JE		Payroll- Hourly	2,959.15
01/28/26	512002-57201-5000	ADP00085	JE		Payroll- Hourly	3,370.04
02/10/26	512002-57201-5000	ADP00087	JE		Payroll- Hourly	3,471.23
02/24/26	512002-57201-5000	ADP00088	JE		Payroll- Hourly	3,115.11
03/10/26	512002-57201-5000	ADP00091	JE		Payroll- Hourly	2,975.89
03/10/26	512002-57201-5000	JE002233	JE		ADP00091	237.76
03/24/26	512002-57201-5000	ADP00092	JE		Payroll- Hourly	3,724.20
04/01/26	512002-57201-5000	JE002242	JE		Lynn Tempera Christmas Bonus	400.00
04/07/26	512002-57201-5000	ADP00096	JE		Payroll-Hourly ADP	3,925.45
04/08/26	512002-57201-5000	ADP00099	JE		Vacation	475.52
04/08/26	512002-57201-5000	ADP00099	JE		Payroll- Hourly	3,925.45
04/08/26	512002-57201-5000	ADP00099	JE		Payroll- Hourly	(3,925.45)
04/08/26	512002-57201-5000	ADP00099	JE		Vacation	(475.52)
04/21/26	512002-57201-5000	ADP00097	JE		Payroll-Hourly ADP	3,957.40
05/06/26	512002-57201-5000	ADP00098	JE		Payroll- Hourly	4,108.23
05/20/26	512002-57201-5000	ADP00102	JE		Payroll- Hourly	4,390.92
06/03/26	512002-57201-5000	ADP00103	JE		Payroll- Hourly	5,130.56
06/17/26	512002-57201-5000	ADP00106	JE		Payroll- Hourly	4,645.67

Oakstead Community Development District

Expenditure Report - General Fund

For the Period(s) from Oct 01, 2025 to Aug 31, 2026

(Sorted by Department)

Posting Date	Account #	Document #	Trans. Type	Vendor Name	Description	Amount
06/30/26	512002-57201-5000	ADP00109	JE		Payroll-Hourly	4,324.66
07/01/26	512002-57201-5000	ADP00108	JE		Payroll- Hourly	4,324.66
07/01/26	512002-57201-5000	ADP00108	JE		Payroll- Hourly	(4,324.66)
07/14/26	512002-57201-5000	ADP00111	JE		Payroll- Hourly	4,263.52
07/28/26	512002-57201-5000	JE002278	JE		Payroll-Hourly	3,787.18
07/28/26	512002-57201-5000	JE002278	JE		Payroll-Hourly	(3,787.18)
07/28/26	512002-57201-5000	JE002280	JE		Payroll-Hourly	3,814.40
08/11/26	512002-57201-5000	ADP00114	JE		Payroll- Hourly	4,075.52
08/25/26	512002-57201-5000	ADP00115	JE		Payroll-Hourly	3,798.64
					YTD Total	91,068.99
					Annual Budget	$72,952.00
					Amount Remaining / (Budget overage)	*($18,116.99)*
					% of Budget	*124.8%*

Account Name: FICA Taxes

10/07/25	521001-57201-5000	PPE 10/3/25	JE		ER FICA	468.60
10/21/25	521001-57201-5000	PPE 10/17/25	JE		ER FICA	471.21
11/05/25	521001-57201-5000	PPE 10/31/25	JE		ER FICA	489.17
11/19/25	521001-57201-5000	PPE 11/14/25	JE		ER FICA	453.88
12/03/25	521001-57201-5000	PPE 11/28/25	JE		ER FICA	408.85
12/16/25	521001-57201-5000	STAFF PPE 12/12/25	JE		ER FICA	439.84
12/31/25	521001-57201-5000	STAFF PPE 12/26/25	JE		ER FICA	403.75
01/14/26	521001-57201-5000	ADP00084	JE		ER FICA	408.26
01/28/26	521001-57201-5000	ADP00085	JE		ER FICA	439.69
02/10/26	521001-57201-5000	ADP00087	JE		ER FICA	447.44
02/24/26	521001-57201-5000	ADP00088	JE		ER FICA	420.19
03/10/26	521001-57201-5000	ADP00091	JE		ER FICA	409.54
03/24/26	521001-57201-5000	ADP00092	JE		ER FICA	466.79
04/07/26	521001-57201-5000	ADP00096	JE		FICA Taxes	482.18
04/08/26	521001-57201-5000	ADP00099	JE		ER FICA	482.18
04/08/26	521001-57201-5000	ADP00099	JE		ER FICA	(482.18)

Oakstead Community Development District

Expenditure Report - General Fund

For the Period(s) from Oct 01, 2025 to Aug 31, 2026

(Sorted by Department)

Posting Date	Account #	Document #	Trans. Type	Vendor Name	Description	Amount
04/21/26	521001-57201-5000	ADP00097	JE		FICA Taxes	484.62
05/06/26	521001-57201-5000	ADP00098	JE		ER FICA	496.17
05/20/26	521001-57201-5000	ADP00102	JE		ER FICA	517.79
06/03/26	521001-57201-5000	ADP00103	JE		ER FICA	574.37
06/17/26	521001-57201-5000	ADP00106	JE		ER FICA	537.28
06/30/26	521001-57201-5000	ADP00109	JE		ER FICA	512.72
07/01/26	521001-57201-5000	ADP00108	JE		ER FICA	512.72
07/01/26	521001-57201-5000	ADP00108	JE		ER FICA	(512.72)
07/14/26	521001-57201-5000	ADP00111	JE		ER FICA	508.05
07/28/26	521001-57201-5000	JE002278	JE		ER FICA	500.90
07/28/26	521001-57201-5000	JE002278	JE		ER FICA	(500.90)
07/28/26	521001-57201-5000	JE002280	JE		ER FICA	473.68
07/31/26	521001-57201-5000	JE002274	JE		ADP TAX Tru Up	0.06
08/11/26	521001-57201-5000	ADP00114	JE		ER FICA	493.66
08/25/26	521001-57201-5000	ADP00115	JE		ER FICA	472.48
					YTD Total	11,280.27
					Annual Budget	$10,803.00
					Amount Remaining / (Budget overage)	*($477.27)*
					% of Budget	*104.4%*

Account Name: Workers' Compensation

10/01/25	524001-57201-5000	155000 TO 524001	JE		Prepaid-FY26 Workers' Comp Inv 29467 WC100125940	1,500.00
					YTD Total	1,500.00
					Annual Budget	$4,500.00
					Amount Remaining / (Budget overage)	*$3,000.00*
					% of Budget	*33.3%*

Account Name: Contracts-Security Services

10/01/25	534037-57201-5000	17910	VENDOR	COMPLETE I.T.	OCT 25 MONITORED BURGLAR ALARM SYSTEM	65.00
11/01/25	534037-57201-5000	18206	VENDOR	COMPLETE I.T.	NOV 25 MONITORED BURGLAR ALARM SYSTEM	65.00
12/01/25	534037-57201-5000	18484	VENDOR	COMPLETE I.T.	DEC 25 MONITORED BURGLAR ALARM SYSTEM	65.00
01/01/26	534037-57201-5000	18790	VENDOR	COMPLETE I.T.	JAN 26 MONITORED BURGLAR ALARM SYSTEM	65.00
02/01/26	534037-57201-5000	19052	VENDOR	COMPLETE I.T.	FEB 26 MONITORED BURGLAR ALARM SYSTEM	65.00
03/01/26	534037-57201-5000	19369	VENDOR	COMPLETE I.T.	Monitored Burglar Alarm System	65.00
04/01/26	534037-57201-5000	19654	VENDOR	COMPLETE I.T.	Monitored Burglar	65.00
05/04/26	534037-57201-5000	19959	VENDOR	COMPLETE I.T.	MAY 25 MONITORED BURGLAR ALARM SYSTEM	65.00
06/01/26	534037-57201-5000	20255	VENDOR	COMPLETE I.T.	JUN 26 MONITORED BURGLAR ALARM SYSTEM	65.00
07/01/26	534037-57201-5000	20578	VENDOR	COMPLETE I.T.	JUL 26 MONITORED BURGLAR ALARM SYSTEM	65.00
08/01/26	534037-57201-5000	20888	VENDOR	COMPLETE I.T.	AUG26 MONITORED BURGLAR ALARM SYSTEM	65.00
					YTD Total	715.00
					Annual Budget	$480.00
					Amount Remaining / (Budget overage)	*($235.00)*
					% of Budget	*149.0%*

Oakstead Community Development District

Expenditure Report - General Fund

For the Period(s) from Oct 01, 2025 to Aug 31, 2026

(Sorted by Department)

Posting Date	Account #	Document #	Trans. Type	Vendor Name	Description	Amount
Account Name: Contracts-Pools						
10/01/25	534078-57201-5000	2025-1260	VENDOR	COOPER POOLS, INC.	OCT 25 Pool Maintenance	3,940.00
11/02/25	534078-57201-5000	2025-1378	VENDOR	COOPER POOLS, INC.	NOV 25 Pool Maintenance	3,940.00
12/01/25	534078-57201-5000	2025-1498	VENDOR	COOPER POOLS, INC.	DEC 25 Pool Maintenance	3,940.00
01/01/26	534078-57201-5000	2026-1032	VENDOR	COOPER POOLS, INC.	JAN 26 Pool Maintenance	3,940.00
02/02/26	534078-57201-5000	2026-1128	VENDOR	COOPER POOLS, INC.	MONTHLY CLEANING CONTRACT	3,940.00
03/01/26	534078-57201-5000	2026-1226	VENDOR	COOPER POOLS, INC.	Monthly Commercial Maintenance	3,940.00
04/01/26	534078-57201-5000	2026-1313	VENDOR	COOPER POOLS, INC.	Monthly Commercial Maintenance	3,940.00
05/05/26	534078-57201-5000	2026-1405	VENDOR	COOPER POOLS, INC.	MAY 26 POOL MAINT	3,940.00
06/01/26	534078-57201-5000	2026-1506	VENDOR	COOPER POOLS, INC.	JUN 26 POOL MAINT	3,940.00
07/01/26	534078-57201-5000	2026-1593	VENDOR	COOPER POOLS, INC.	JUL 26 POOL MAINT	3,940.00
08/03/26	534078-57201-5000	2175	VENDOR	COOPER POOLS, INC.	AUG26 POOL MAINT	3,940.00
					YTD Total	43,340.00
					Annual Budget	$17,820.00
					Amount Remaining / (Budget overage)	*($25,520.00)*
					% of Budget	*243.2%*
Account Name: Contracts-Computer Support						
10/01/25	534124-57201-5000	17893	VENDOR	COMPLETE I.T.	OCT 25 MSP PLAN, CLOUD BACKUP & MICROSOFT O365 SUBSCRIF	182.95
10/01/25	534124-57201-5000	17894	VENDOR	COMPLETE I.T.	OCT 25 GOOGLE EMAIL (10) WITH VAULT	165.00
11/01/25	534124-57201-5000	18188	VENDOR	COMPLETE I.T.	NOV 25 MSP PLAN CLOUD BACKUP & MS OFFICE 365	182.95
11/01/25	534124-57201-5000	18189	VENDOR	COMPLETE I.T.	NOV 25 GOOGLE EMAIL (10) WITH VAULT	165.00
11/01/25	534124-57201-5000	18207	VENDOR	COMPLETE I.T.	NOV 25 EAGLE EYE CAMERA 30 DAY CLOUD	342.00
11/01/25	534124-57201-5000	INV 18207 R/C	JE		R/C NOV 25 EAGLE EYE CAMERA 30 DAY CLOUD	(342.00)
12/01/25	534124-57201-5000	18467	VENDOR	COMPLETE I.T.	DEC 25 MSP PLAN CLOUD BACKUP & MS OFFICE 365	192.95
12/01/25	534124-57201-5000	18468	VENDOR	COMPLETE I.T.	DEC 25 GOOGLE EMAIL (10) WITH VAULT	165.00
12/01/25	534124-57201-5000	18485	VENDOR	COMPLETE I.T.	DEC 25 EAGLE EYE CAMERA 30 DAY CLOUD	342.00
12/01/25	534124-57201-5000	534124 TO 534142	JE		R/C DEC 25 EAGLE EYE CAMERA 30 DAY CLOUD	(342.00)
01/01/26	534124-57201-5000	18773	VENDOR	COMPLETE I.T.	JAN 26 MSP PLAN CLOUD BACKUP & MS OFFICE 365	192.95
01/01/26	534124-57201-5000	18774	VENDOR	COMPLETE I.T.	JAN 26 GOOGLE EMAIL (10) WITH VAULT	165.00
02/01/26	534124-57201-5000	19035	VENDOR	COMPLETE I.T.	FEB 26 MSP PLAN CLOUD BACKUP & MS OFFICE 365	192.95
02/01/26	534124-57201-5000	19036	VENDOR	COMPLETE I.T.	JAN 26 GOOGLE EMAIL (10) WITH VAULT	165.00
03/01/26	534124-57201-5000	19409	VENDOR	COMPLETE I.T.	Brivo	35.00
03/01/26	534124-57201-5000	19353	VENDOR	COMPLETE I.T.	Email account 30GB	165.00
03/01/26	534124-57201-5000	19352	VENDOR	COMPLETE I.T.	Cloud Data, Microsoft	12.95
03/01/26	534124-57201-5000	19352	VENDOR	COMPLETE I.T.	Cloud Data, Microsoft	30.00
03/01/26	534124-57201-5000	19352	VENDOR	COMPLETE I.T.	Cloud Data, Microsoft	150.00
03/01/26	534124-57201-5000	19370	VENDOR	COMPLETE I.T.	Eagle Eye	142.50
03/01/26	534124-57201-5000	19370	VENDOR	COMPLETE I.T.	Eagle Eye	135.00
03/01/26	534124-57201-5000	19370	VENDOR	COMPLETE I.T.	Eagle Eye	207.00
04/01/26	534124-57201-5000	19637	VENDOR	COMPLETE I.T.	Microsoft Office 365	12.95
04/01/26	534124-57201-5000	19637	VENDOR	COMPLETE I.T.	Microsoft Office 365	30.00
04/01/26	534124-57201-5000	19637	VENDOR	COMPLETE I.T.	Microsoft Office 365	150.00
04/01/26	534124-57201-5000	19638	VENDOR	COMPLETE I.T.	Email w/ Vault Email account 30GB	165.00
04/01/26	534124-57201-5000	19655	VENDOR	COMPLETE I.T.	Eagle Eye Camera+	142.50
04/01/26	534124-57201-5000	19655	VENDOR	COMPLETE I.T.	Eagle Eye Camera+	135.00

Oakstead Community Development District

Expenditure Report - General Fund

For the Period(s) from Oct 01, 2025 to Aug 31, 2026

(Sorted by Department)

Posting Date	Account #	Document #	Trans. Type	Vendor Name	Description	Amount
04/01/26	534124-57201-5000	19655	VENDOR	COMPLETE I.T.	Eagle Eye Camera+	207.00
04/01/26	534124-57201-5000	19693	VENDOR	COMPLETE I.T.	Brivo Access	35.00
04/01/26	534124-57201-5000	JE002244	JE		Complete I.T Laptop Charger & Labor for onsite restoration	403.99
05/04/26	534124-57201-5000	19814	VENDOR	COMPLETE I.T.	1 Year Domain Registry	195.00
05/04/26	534124-57201-5000	19941	VENDOR	COMPLETE I.T.	MAY 26 MSP PLAN CLOUD BACKUP & MS OFFICE 365	192.95
05/04/26	534124-57201-5000	19942	VENDOR	COMPLETE I.T.	MAY 26 GOOGLE EMAIL (10) WITH VAULT	165.00
06/01/26	534124-57201-5000	20239	VENDOR	COMPLETE I.T.	JUN 26 MSP PLAN CLOUD BACKUP & MS OFFICE 365	192.95
06/01/26	534124-57201-5000	20240	VENDOR	COMPLETE I.T.	JUN 26 GOOGLE EMAIL (10) WITH VAULT	165.00
07/01/26	534124-57201-5000	20562	VENDOR	COMPLETE I.T.	JUL 26 MSP PLAN CLOUD BACKUP & MS OFFICE 365	192.95
07/01/26	534124-57201-5000	20563	VENDOR	COMPLETE I.T.	JUL 26 GOOGLE EMAIL (10) WITH VAULT	165.00
07/01/26	534124-57201-5000	20617	VENDOR	COMPLETE I.T.	Brivo Access	35.00
07/20/26	534124-57201-5000	20293	VENDOR	COMPLETE I.T.	Brivo Access	35.00
08/01/26	534124-57201-5000	20926	VENDOR	COMPLETE I.T.	Brivo Access	35.00
08/01/26	534124-57201-5000	20872	VENDOR	COMPLETE I.T.	AUG26 MSP PLAN CLOUD BACKUP & MS OFFICE 365	192.95
08/01/26	534124-57201-5000	20873	VENDOR	COMPLETE I.T.	AUG26 GOOGLE EMAIL (10) WITH VAULT	165.00
					YTD Total	5,660.44
					Annual Budget	$3,000.00
					Amount Remaining / (Budget overage)	*($2,660.44)*
					% of Budget	*188.7%*

Account Name: Contracts-Pest Control

10/07/25	534125-57201-5000	79-549	VENDOR	PHOENIX SERVICE SYSTEMS, INC	10/07/25 Pest & Rodent Control	255.00
11/04/25	534125-57201-5000	79-550	VENDOR	PHOENIX SERVICE SYSTEMS, INC	11/04/25 Pest & Rodent Control	255.00
12/02/25	534125-57201-5000	21646	VENDOR	PHOENIX SERVICE SYSTEMS, INC	12/02/25 Pest & Rodent Control	255.00
01/22/26	534125-57201-5000	23835	VENDOR	PHOENIX SERVICE SYSTEMS, INC	01/01/2026 Pest & Rodent Control	255.00
02/26/26	534125-57201-5000	25336	VENDOR	PHOENIX SERVICE SYSTEMS, INC	PEST & RODENT CONTROL	255.00
02/28/26	534125-57201-5000	ACCRUAL	JE		ACCRUE FEB 26 PEST & RODENT CONTROL	255.00
03/01/26	534125-57201-5000	ACCRUAL	JE		ACCRUE FEB 26 PEST & RODENT CONTROL	(255.00)
03/18/26	534125-57201-5000	26153	VENDOR	PHOENIX SERVICE SYSTEMS, INC	MAR 26 PEST & RODENT CONTROL	255.00
04/01/26	534125-57201-5000	JE002243	JE		Phoenix Service Systems Inv 21646 12/02/25 Pest & Rodent Control	25.00
04/16/26	534125-57201-5000	27331	VENDOR	PHOENIX SERVICE SYSTEMS, INC	APR 26 PEST & RODENT CONTROL	255.00
05/20/26	534125-57201-5000	28842	VENDOR	PHOENIX SERVICE SYSTEMS, INC	MAY 26 PEST & RODENT CONTROL	255.00
06/02/26	534125-57201-5000	29371	VENDOR	PHOENIX SERVICE SYSTEMS, INC	JUN 26 PEST & RODENT CONTROL	255.00
07/07/26	534125-57201-5000	30924	VENDOR	PHOENIX SERVICE SYSTEMS, INC	JUL26 PEST & RODENT CONTROL	255.00
08/04/26	534125-57201-5000	32123	VENDOR	PHOENIX SERVICE SYSTEMS, INC	AUG 26 PEST & RODENT CONTROL	255.00
					YTD Total	2,830.00
					Annual Budget	$3,060.00
					Amount Remaining / (Budget overage)	*$230.00*
					% of Budget	*92.5%*

Oakstead Community Development District

Expenditure Report - General Fund

For the Period(s) from Oct 01, 2025 to Aug 31, 2026

(Sorted by Department)

Posting Date	Account #	Document #	Trans. Type	Vendor Name	Description	Amount
Account Name: Communication - Telephone						
10/01/25	541003-57201-5000	F98A9F41-0016	VENDOR	COMPLETE I.T.	OCT 25 VOIP SEATS, PHONE #, PHONE RENTALS	209.06
11/01/25	541003-57201-5000	F98A9F41-0017	VENDOR	COMPLETE I.T.	NOV 25 VOIP SEATS, PHONE #, PHONE RENTALS	209.06
12/01/25	541003-57201-5000	F98A9F41-0018	VENDOR	COMPLETE I.T.	DEC 25 VOIP SEATS, PHONE #, PHONE RENTALS	209.06
01/01/26	541003-57201-5000	F98A9F41-0019	VENDOR	COMPLETE I.T.	JAN 26 VOIP SEATS, PHONE #, PHONE RENTALS	208.71
01/19/26	541003-57201-5000	F98A9F1-0010	VENDOR	COMPLETE I.T.	APR 25 VOIP SEATS, PHONE #, PHONE RENTALS	175.90
02/01/26	541003-57201-5000	F98A9F41-0020	VENDOR	COMPLETE I.T.	FEB 26 VOIP SEATS, PHONE, PHONE RENTALS	208.71
03/01/26	541003-57201-5000	F98A9F41-0021	VENDOR	COMPLETE I.T.	MISC SRVCS-TECH LABOR	0.15
03/01/26	541003-57201-5000	F98A9F41-0021	VENDOR	COMPLETE I.T.	MISC SRVCS-TECH LABOR	0.33
03/01/26	541003-57201-5000	F98A9F41-0021	VENDOR	COMPLETE I.T.	MISC SRVCS-TECH LABOR	0.01
03/01/26	541003-57201-5000	F98A9F41-0021	VENDOR	COMPLETE I.T.	MISC SRVCS-TECH LABOR	25.42
03/01/26	541003-57201-5000	F98A9F41-0021	VENDOR	COMPLETE I.T.	MISC SRVCS-TECH LABOR	2.80
03/01/26	541003-57201-5000	F98A9F41-0021	VENDOR	COMPLETE I.T.	MISC SRVCS-TECH LABOR	75.00
03/01/26	541003-57201-5000	F98A9F41-0021	VENDOR	COMPLETE I.T.	MISC SRVCS-TECH LABOR	5.00
03/01/26	541003-57201-5000	F98A9F41-0021	VENDOR	COMPLETE I.T.	MISC SRVCS-TECH LABOR	100.00
04/13/26	541003-57201-5000	F98A9F41-0022	VENDOR	COMPLETE I.T.	MAR 26 VOIP SEATS, PHONE, PHONE RENTALS	208.29
05/04/26	541003-57201-5000	F98A9F41-0023	VENDOR	COMPLETE I.T.	MAY 26 VOIP SEATS, PHONE, PHONE RENTALS	208.29
06/01/26	541003-57201-5000	F98A9F41-0024	VENDOR	COMPLETE I.T.	JUN 26 VOIP SEATS, PHONE, PHONE RENTALS	208.29
07/01/26	541003-57201-5000	F98A9F41-0025	VENDOR	COMPLETE I.T.	JUL 26 VOIP SEATS, PHONE, PHONE RENTALS	209.54
08/01/26	541003-57201-5000	F98A9F41-0026	VENDOR	COMPLETE I.T.	AUG26 VOIP SEATS, PHONE, PHONE RENTALS	209.90
					YTD Total	2,473.52
					Annual Budget	$3,420.00
					Amount Remaining / (Budget overage)	*$946.48*
					% of Budget	*72.3%*
Account Name: Utility - Gas						
10/01/25	543019-57201-5000	100125-2101-ACH	VENDOR	TECO PEOPLES GAS - ACH	8/30-9/26/25 Gas Utility Services (accrued)	44.21
10/01/25	543019-57201-5000	STANDING ACCRUAL	JE		S/U STANDING ACCRUAL FOR GAS UTILITY	46.00
10/01/25	543019-57201-5000	STANDING ACCRUAL	JE		S/U STANDING ACCRUAL FOR GAS UTILITY	(46.00)
11/03/25	543019-57201-5000	110325-2101-ACH	VENDOR	TECO PEOPLES GAS - ACH	9/27-10/27/25 Gas Utility	46.08
12/03/25	543019-57201-5000	120325-2101-ACH	VENDOR	TECO PEOPLES GAS - ACH	BILL PRD 10/28-12/1/25	46.08
01/05/26	543019-57201-5000	010526-2101-ACH	VENDOR	TECO PEOPLES GAS - ACH	BILL PRD 12/2-12/31/26	65.91
02/03/26	543019-57201-5000	020326-2101-ACH	VENDOR	TECO PEOPLES GAS - ACH	TECO GAS 1/1-1/29/26	67.41
03/04/26	543019-57201-5000	030426-2101-ACH	VENDOR	TECO PEOPLES GAS - ACH	SVCS PRD 1/30-2/27/26	67.41
04/02/26	543019-57201-5000	040226-2101-ACH	VENDOR	TECO PEOPLES GAS - ACH	SVC PRD 2/28-3/30/26	67.41
05/04/26	543019-57201-5000	050426-2101-ACH	VENDOR	TECO PEOPLES GAS - ACH	SVC PRD 3/31-4/30/26	69.03
06/03/26	543019-57201-5000	060326-2101-ACH	VENDOR	TECO PEOPLES GAS - ACH	SVC PRD 5/1-6/1/26	72.10
07/01/26	543019-57201-5000	070226-2101-ACH	VENDOR	TECO PEOPLES GAS - ACH	SVC PRD 6/2-6/30/26	70.59
08/18/26	543019-57201-5000	080326-2101-ACH	VENDOR	TECO PEOPLES GAS - ACH	SVC PRD 7/1-7/30/26	67.41
08/31/26	543019-57201-5000	ACCRUAL	JE		ACCRUE AUG 26 TECO UTILITY GAS	70.00
					YTD Total	753.64
					Annual Budget	$528.00
					Amount Remaining / (Budget overage)	*($225.64)*
					% of Budget	*142.7%*

Oakstead Community Development District

Expenditure Report - General Fund

For the Period(s) from Oct 01, 2025 to Aug 31, 2026

(Sorted by Department)

Posting Date	Account #	Document #	Trans. Type	Vendor Name	Description	Amount
Account Name: Utility - Refuse Removal						
10/20/25	543020-57201-5000	8480513W425-ACH	VENDOR	WASTE CONNECTIONS OF FL - ACH	OCT 2025 -TRASH PICKUP	284.70
12/01/25	543020-57201-5000	8539040W425-ACH	VENDOR	WASTE CONNECTIONS OF FL - ACH	TRASH PICKUP	283.51
01/01/26	543020-57201-5000	8598005W425	VENDOR	WASTE CONNECTIONS OF FL - ACH	TRASH PICKUP JAN 26	315.36
01/01/26	543020-57201-5000	8653964W425-ACH	VENDOR	WASTE CONNECTIONS OF FL - ACH	TRASH PICKUP	312.97
02/20/26	543020-57201-5000	8711494W425	VENDOR	WASTE CONNECTIONS OF FL - ACH	TRASH PICKUP	307.94
03/20/26	543020-57201-5000	8769115W425-ACH	VENDOR	WASTE CONNECTIONS OF FL - ACH	TRASH PICKUP - APR 2026	314.04
04/25/26	543020-57201-5000	8823187W425-ACH	VENDOR	WASTE CONNECTIONS OF FL - ACH	TRASH PICKUP - MAY 2026	348.29
05/20/26	543020-57201-5000	8880824W425-ACH	VENDOR	WASTE CONNECTIONS OF FL - ACH	TRASH PICKUP - JUN 2026	353.96
06/20/26	543020-57201-5000	8937621W425-ACH	VENDOR	WASTE CONNECTIONS OF FL - ACH	SVC PRD 7/1-7/31/26	388.02
08/01/26	543020-57201-5000	8988528W425-ACH	VENDOR	WASTE CONNECTIONS OF FL - ACH	SVC PRD 8/1-8/31/26	381.10
08/25/26	543020-57201-5000	9044203W425-ACH	VENDOR	WASTE CONNECTIONS OF FL - ACH	SVC PRD 9/1-9/30/26	380.12
08/25/26	543020-57201-5000	JE002277	JE		R/C Waste Connections SVC PRD 09/01-09/30/26	(380.12)
					YTD Total	3,289.89
					Annual Budget	$2,760.00
					Amount Remaining / (Budget overage)	*($529.89)*
					% of Budget	*119.2%*
Account Name: Utility - Water & Sewer						
10/31/25	543021-57201-5000	110425-ACH	VENDOR	PASCO COUNTY UTILITIES SERVICE - ACH	09/15/25-10/15/25 WATER/RECLAIMED WATER	807.68
12/01/25	543021-57201-5000	120225-ACH	VENDOR	PASCO COUNTY UTILITIES SERVICE - ACH	10/15-11/14/25 Water/Reclaimed Water	1,138.88
01/01/26	543021-57201-5000	020326-ACH	VENDOR	PASCO COUNTY UTILITIES SERVICE - ACH	BILL PRD 12/16-1/14/26	642.08
01/06/26	543021-57201-5000	010626-ACH	VENDOR	PASCO COUNTY UTILITIES SERVICE - ACH	BILL PRD 11/14-12/16/25	708.32
03/05/26	543021-57201-5000	021226-ACH	VENDOR	PASCO COUNTY UTILITIES SERVICE - ACH	BILL PRD 1/14-2/12/26	559.28
04/01/26	543021-57201-5000	040126-9650-ACH	VENDOR	PASCO COUNTY UTILITIES SERVICE - ACH	SVC PRD 2/12-3/16/26	1,022.96
05/04/26	543021-57201-5000	050426-9650-ACH	VENDOR	PASCO COUNTY UTILITIES SERVICE - ACH	SVC PRD 3/16-4/15/26	658.64
06/05/26	543021-57201-5000	060226-9650-ACH	VENDOR	PASCO COUNTY UTILITIES SERVICE - ACH	SVC PRD 4/15-5/15/26	1,039.52
07/08/26	543021-57201-5000	070226-9650-ACH	VENDOR	PASCO COUNTY UTILITIES SERVICE - ACH	SVC PRD 5/15-6/16/26	1,089.20
08/14/26	543021-57201-5000	080426-9650-ACH	VENDOR	PASCO COUNTY UTILITIES SERVICE - ACH	SVC PRD 6/16-7/16/26	625.52
08/31/26	543021-57201-5000	ACCRUAL	JE		ACCRUE AUG 26 PASCO CTY UTILITIES	1,000.00
					YTD Total	9,292.08
					Annual Budget	$7,000.00
					Amount Remaining / (Budget overage)	*($2,292.08)*
					% of Budget	*132.7%*
Account Name: R&M-Clubhouse						
10/03/25	546015-57201-5000	093025-8315-ACH	VENDOR	SPECTRUM - ACH	09/30/25-10/29/25 TV & Internet	38.77
10/21/25	546015-57201-5000	18036 DEPOSIT	VENDOR	COMPLETE I.T.	CLUBHOUSE CAMERAS - DEPOSIT	2,794.00
10/26/25	546015-57201-5000	102625-3771-ACH	VENDOR	TRUIST BANK-8900 ACH from #5221	TRUIST 9/27/25-10/26/25 CC Purchases	327.25
10/26/25	546015-57201-5000	102625-3771-ACH	VENDOR	TRUIST BANK-8900 ACH from #5221	TRUIST 9/27/25-10/26/25 CC Purchases	494.86
10/31/25	546015-57201-5000	110225-0316-ACH	VENDOR	LOWE'S COMPANIES	Lowes: 10/13/25-10/31/25 CC Purchases	26.58
11/17/25	546015-57201-5000	103025-8315-ACH	VENDOR	SPECTRUM - ACH	10/30-11/29/25 TV & Internet	38.77
12/01/25	546015-57201-5000	113025-8315-ACH	VENDOR	SPECTRUM - ACH	BILL PRD 11/30-12/29/25	38.77
12/01/25	546015-57201-5000	112625-8900-ACH	VENDOR	TRUIST BANK-8900 ACH from #5221	NOV PURCHASES	10.57
12/01/25	546015-57201-5000	JE002261	JE		Truist Bank CC Nov Purchases	29.94

Oakstead Community Development District

Expenditure Report - General Fund

For the Period(s) from Oct 01, 2025 to Aug 31, 2026

(Sorted by Department)

Posting Date	Account #	Document #	Trans. Type	Vendor Name	Description	Amount
12/22/25	546015-57201-5000	18037	VENDOR	COMPLETE I.T.	CLUBHOUSE CAMERAS - Final	2,794.00
12/22/25	546015-57201-5000	17010	VENDOR	COMPLETE I.T.	Clubhouse Entry System	2,032.50
12/22/25	546015-57201-5000	18618	VENDOR	COMPLETE I.T.	Brivo Access Standard Edition	53.00
12/26/25	546015-57201-5000	122625-8900-ACH	VENDOR	TRUIST BANK-8900 ACH from #5221	DEC PURCHASES	645.79
01/01/26	546015-57201-5000	18830	VENDOR	COMPLETE I.T.	Brivo Access Standard Edition	53.00
01/01/26	546015-57201-5000	JE002270	JE		SAMS PYMT 12/29/25	126.02
01/05/26	546015-57201-5000	123025-8315-ACH	VENDOR	SPECTRUM - ACH	BILL PRD 12/30-1/29/26	38.77
01/12/26	546015-57201-5000	15945	VENDOR	FLORIDA FLAG AND PENNANT	8X12 FLAG	243.77
01/12/26	546015-57201-5000	O-911-25	VENDOR	ZACH HORL'S PAINTING SVC, LLC	KIDDIE PLAYGROUND	495.00
01/12/26	546015-57201-5000	O-910-25	VENDOR	ZACH HORL'S PAINTING SVC, LLC	PLAYGROUND MAINT	820.00
01/12/26	546015-57201-5000	O-909-25	VENDOR	ZACH HORL'S PAINTING SVC, LLC	CLUBHOUSE EXIT DOOR	570.00
01/13/26	546015-57201-5000	011326-	VENDOR	LYNN TEMPERA	Various office supplies and decorations	143.75
02/01/26	546015-57201-5000	19092	VENDOR	COMPLETE I.T.	Brivo Access Standard Edition	53.00
02/01/26	546015-57201-5000	013026-8315-ACH	VENDOR	SPECTRUM - ACH	BILL PRD 01/30 - 02/28/26	44.77
02/05/26	546015-57201-5000	JE002216	JE		Complete I.T. Eagle Eye Camera	2,200.00
03/01/26	546015-57201-5000	19409	VENDOR	COMPLETE I.T.	Brivo	18.00
03/16/26	546015-57201-5000	JE002248	JE		Spectrum TV & Internet	44.77
04/01/26	546015-57201-5000	19693	VENDOR	COMPLETE I.T.	Brivo Access	18.00
04/01/26	546015-57201-5000	030726-2879-ACH	VENDOR	SAM'S CLUB - ACH	SAM'S MEMBER DUE	50.00
04/01/26	546015-57201-5000	JE002251	JE		Complete I.T. Inv 19656 Liftmaster Community App	270.00
04/01/26	546015-57201-5000	JE002251	JE		Complete I.T. Inv 19656 Liftmaster Community App	180.00
04/01/26	546015-57201-5000	JE0022	JE		Complete I.T. Liftmaster Community App	60.00
04/17/26	546015-57201-5000	040226-0316-ACH	VENDOR	LOWE'S COMPANIES	Office Supplies	72.69
04/20/26	546015-57201-5000	032626-8900-ACH	VENDOR	TRUIST BANK-8900 ACH from #5221	MARCH PURCHASES	(327.24)
04/20/26	546015-57201-5000	JE002247	JE		Spectrum TV & Internet	44.77
05/01/26	546015-57201-5000	040326-8315-ACH	VENDOR	SPECTRUM - ACH	BILL PRD 4/30-5/29/26	44.77
05/01/26	546015-57201-5000	033026-8315-ACH	VENDOR	SPECTRUM - ACH	BILL PRD 3/30-4/29/26	44.77
05/04/26	546015-57201-5000	19998	VENDOR	COMPLETE I.T.	Brivo Access	53.00
06/01/26	546015-57201-5000	053026-8315-ACH	VENDOR	SPECTRUM - ACH	BILL PRD 5/30-6/29/26	44.77
06/08/26	546015-57201-5000	052626-8900-ACH	VENDOR	TRUIST BANK-8900 ACH from #5221	APRIL/MAY PURCHASES	629.02
06/08/26	546015-57201-5000	052626-8900-ACH	VENDOR	TRUIST BANK-8900 ACH from #5221	APRIL/MAY PURCHASES	1,364.28
06/08/26	546015-57201-5000	052626-8900-ACH	VENDOR	TRUIST BANK-8900 ACH from #5221	APRIL/MAY PURCHASES	1,157.25
06/09/26	546015-57201-5000	JE002262	JE		Reverse Spectrum Pymt 033026-8315-ACH	(44.77)
06/15/26	546015-57201-5000	245836772	VENDOR	IERNAS HEATING, COOLING & PLMBG	AC Annual Indoor Unit Billing	257.88
06/29/26	546015-57201-5000	JE002267	JE		Sams Club Credit	(16.05)
07/01/26	546015-57201-5000	20617	VENDOR	COMPLETE I.T.	Brivo Access	18.00
07/01/26	546015-57201-5000	062626-8900-ACH	VENDOR	TRUIST BANK-8900 ACH from #5221	JUNE PURCHASES	211.89
07/01/26	546015-57201-5000	062626-8900-ACH	VENDOR	TRUIST BANK-8900 ACH from #5221	JUNE PURCHASES	(814.41)
07/01/26	546015-57201-5000	063026-8315-ACH	VENDOR	SPECTRUM - ACH	SVC PRD 6/30-7/29/26	44.77
07/13/26	546015-57201-5000	070226-0316	VENDOR	LOWE'S COMPANIES	June Charges	145.22
07/14/26	546015-57201-5000	39430	VENDOR	FIT REV	Need Precor Left Crank & StarTrac Shrouds	175.00
07/20/26	546015-57201-5000	20293	VENDOR	COMPLETE I.T.	Brivo Access	18.00
07/22/26	546015-57201-5000	934594160	VENDOR	BSN SPORTS	PICKLEBALL NETS (2)	1,179.98
07/31/26	546015-57201-5000	20724	VENDOR	COMPLETE I.T.	2GIG Door Window Magnetic Wireless Sensor	128.50
07/31/26	546015-57201-5000	073026-8315-ACH	VENDOR	SPECTRUM - ACH	SVC PRD 7/30-8/29/26	44.77
08/01/26	546015-57201-5000	20926	VENDOR	COMPLETE I.T.	Brivo Access	18.00
08/07/26	546015-57201-5000	39695	VENDOR	FITREV, INC.	Precor Left Crank	390.00

Oakstead Community Development District

Expenditure Report - General Fund

For the Period(s) from Oct 01, 2025 to Aug 31, 2026

(Sorted by Department)

Posting Date	Account #	Document #	Trans. Type	Vendor Name	Description	Amount
08/17/26	546015-57201-5000	IV01289757	VENDOR	PYE-BARKER FIRE & SAFETY, INC	FIRE EXT. INSPECTION (Tax Exempt)	386.95
08/25/26	546015-57201-5000	082526	VENDOR	AMERICAN FENCE AT TAMPA BAY LLC	Replace Hinges on Gate by Clubhouse	150.00
					YTD Total	20,175.46
					Annual Budget	$30,000.00
					Amount Remaining / (Budget overage)	*$9,824.54*
					% of Budget	*67.3%*
Account Name: R&M-Pools						
10/26/25	546074-57201-5000	102625-3771-ACH	VENDOR	TRUIST BANK-8900 ACH from #5221	TRUIST 9/27/25-10/26/25 CC Purchases	85.49
11/18/25	546074-57201-5000	2025-1441	VENDOR	COOPER POOLS, INC.	ADA Housing Cover Assembly	527.68
01/25/26	546074-57201-5000	1131	VENDOR	COOPER POOLS, INC.	Black Rubber Top Insert for Elite Stainless Steel Ladder	102.80
02/04/26	546074-57201-1000	203376	VENDOR	HMJ SERVICES LLC DBA MAGIC BUBBLES	Pool Deck & 8 Canopies	1,650.00
02/20/26	546074-57201-5000	498 - DEPOSIT	VENDOR	COOPER POOLS, INC.	Feb power wash and repaint water features	1,440.00
03/02/26	546074-57201-5000	1349	VENDOR	COOPER POOLS, INC.	C119-37S DURA GLAS TANK BODY	185.55
03/05/26	546074-57201-5000	544-FINAL	VENDOR	COOPER POOLS, INC.	KIDDIE POOL MAINT	1,440.00
03/16/26	546074-57201-5000	577	VENDOR	COOPER POOLS, INC.	POOL REPAIRS	214.62
03/16/26	546074-57201-5000	575	VENDOR	COOPER POOLS, INC.	GO-KIT38-9 STA-RITE MAX-E-GLAS II PUMP SEAL KIT	320.78
04/03/26	546074-57201-5000	25428	VENDOR	HIMES ELECTRICAL SERVICE, INC.	POOL RPRS	163.75
04/25/26	546074-57201-5000	51-BID-8201359	VENDOR	FLORIDA DEPT OF HEALTH	Pool Permit 51-60-00719 (Zero Entry Activity Pool)	145.00
04/30/26	546074-57201-5000	51-BID-8200853	VENDOR	FLORIDA DEPT OF HEALTH	Pool Permit 51-60-00566 (Main Pool)	280.00
05/01/26	546074-57201-5000	724	VENDOR	COOPER POOLS, INC.	Flange, Gasket, Bolt Kit and Plumbing	567.71
05/01/26	546074-57201-5000	732	VENDOR	COOPER POOLS, INC.	Flange, Gasket, Bolt Kit and Plumbing	297.11
05/21/26	546074-57201-5000	699	VENDOR	COOPER POOLS, INC.	Pressure Test Lines	250.00
06/08/26	546074-57201-5000	052626-8900-ACH	VENDOR	TRUIST BANK-8900 ACH from #5221	APRIL/MAY PURCHASES	34.99
06/08/26	546074-57201-5000	748	VENDOR	COOPER POOLS, INC.	Plumbing for Pool Equipment	1,233.17
06/25/26	546074-57201-5000	892	VENDOR	COOPER POOLS, INC.	19 inch DE Spin Grid Filter Disc	7,080.00
07/01/26	546074-57201-5000	905	VENDOR	COOPER POOLS, INC.	Main Drain Recertification x 3	1,485.00
07/01/26	546074-57201-5000	906	VENDOR	COOPER POOLS, INC.	Main Drain Recertification	495.00
07/20/26	546074-57201-5000	1989	VENDOR	COOPER POOLS, INC.	Stenner Pump 45M5 Series	727.31
07/21/26	546074-57201-5000	1991	VENDOR	COOPER POOLS, INC.	Pipe Repairs Due to Wall Failure	284.02
08/27/26	546074-57201-5000	2267	VENDOR	COOPER POOLS, INC.	Repair Float Assembly	614.54
					YTD Total	19,624.52
					Annual Budget	$9,000.00
					Amount Remaining / (Budget overage)	*($10,624.52)*
					% of Budget	*218.1%*
Account Name: Miscellaneous Services						
10/26/25	549001-57201-5000	102625-3771-ACH	VENDOR	TRUIST BANK-8900 ACH from #5221	TRUIST 9/27/25-10/26/25 CC Purchases	34.36
10/27/25	549001-57201-5000	18054	VENDOR	COMPLETE I.T.	Laptop Charger & Labor for onsite restoration	403.99
10/31/25	549001-57201-5000	7006610584	VENDOR	THE CHAMBERLAIN GROUP	60 Remotes	521.97
12/02/25	549001-57201-5000	21646	VENDOR	PHOENIX SERVICE SYSTEMS, INC	12/02/25 Pest & Rodent Control	25.00
12/03/25	549001-57201-5000	120325	VENDOR	LYNN TEMPERA	CHRISTMAS BONUSES	400.00
01/13/26	549001-57201-5000	7006796130	VENDOR	THE CHAMBERLAIN GROUP	Chamberlain® Single-Button Remote Control	23.29
01/26/26	549001-57201-5000	JE002268	JE		Reclass Truist Bank CC 12/27/25-01/26/26	260.81
03/01/26	549001-57201-5000	7006796130-1	VENDOR	THE CHAMBERLAIN GROUP	SINGLE BUTTON REMOTE CONTROL	500.00
03/06/26	549001-57201-5000	2160-9574	VENDOR	FASTSIGNS OF WESLEY CHAPEL	SIGNAGE	955.00

Oakstead Community Development District

Expenditure Report - General Fund

For the Period(s) from Oct 01, 2025 to Aug 31, 2026

(Sorted by Department)

Posting Date	Account #	Document #	Trans. Type	Vendor Name	Description	Amount
04/01/26	549001-57201-5000	JE002241	JE		Reclass The Chamberlain Group Inv 7006610584 60 Remotes	(521.97)
04/01/26	549001-57201-5000	JE002242	JE		Reclass Lynn Tempera Christmas Bonus	(400.00)
04/01/26	549001-57201-5000	JE002243	JE		Reclass Phoenix Service Systems Inv 21646 12/02/25 Pest & Rodent Co	(25.00)
04/01/26	549001-57201-5000	JE002244	JE		Reclass Complete I.T Laptop Charger & Labor for onsite restoration	(403.99)
04/20/26	549001-57201-5000	JE002250	JE		Truist Bank ACH March Purchases	16.65
05/04/26	549001-57201-5000	2160-9791	VENDOR	FASTSIGNS OF WESLEY CHAPEL	ETCHED ALUMINUM	602.00
05/14/26	549001-57201-5000	7006974682	VENDOR	THE CHAMBERLAIN GROUP	SINGLE BUTTON REMOTE CONTROL	543.09
06/01/26	549001-57201-5000	JE002269	JE		R/C Credit Memo 000258	(0.01)
06/01/26	549001-57201-5000	JE002269	JE		R/C Credit Memo 000259	(0.01)
06/08/26	549001-57201-5000	052626-8900-ACH	VENDOR	TRUIST BANK-8900 ACH from #5221	APRIL/MAY PURCHASES	62.24
06/09/26	549001-57201-5000	20335	VENDOR	COMPLETE I.T.	CIT ACS Prox Key Fobs - Blue	350.00
06/15/26	549001-57201-5000	20383	VENDOR	COMPLETE I.T.	.5 hours Remote Remediation	82.50
06/17/26	549001-57201-5000	20399	VENDOR	COMPLETE I.T.	Keswick Unifi 2 Wire Retrofit	746.52
06/25/26	549001-57201-5000	7007073164	VENDOR	THE CHAMBERLAIN GROUP	SINGLE BUTTON REMOTE CONTROL	543.09
					YTD Total	4,719.53
					Annual Budget	$279.96
					Amount Remaining / (Budget overage)	*($4,439.57)*
					% of Budget	*1685.8%*

Account Name: Misc-Public Relations

10/01/25	549046-57201-5000	102525	VENDOR	BOUNCE A LOT INFLATABLES	Inflatable for 10/25/25 Fall Festival	392.40
10/01/25	549046-57201-5000	102525	VENDOR	dba PANCHO THE GREAT	Pancho The Great for 10/25/25 Fall Festival	175.00
10/01/25	549046-57201-5000	155000 TO 549046	JE		Prepaid-Pancho the Great Inv 101 10/25/25 Magic show	50.00
10/24/25	549046-57201-5000	JM-102425	VENDOR	JOELL MILLER	FALL FESTIVAL	300.00
10/26/25	549046-57201-5000	102625-3771-ACH	VENDOR	TRUIST BANK-8900 ACH from #5221	TRUIST 9/27/25-10/26/25 CC Purchases	18.99
10/26/25	549046-57201-5000	102625-3771-ACH	VENDOR	TRUIST BANK-8900 ACH from #5221	TRUIST 9/27/25-10/26/25 CC Purchases	8.69
10/26/25	549046-57201-5000	102625-3771-ACH	VENDOR	TRUIST BANK-8900 ACH from #5221	TRUIST 9/27/25-10/26/25 CC Purchases	81.89
10/26/25	549046-57201-5000	102625-3771-ACH	VENDOR	TRUIST BANK-8900 ACH from #5221	TRUIST 9/27/25-10/26/25 CC Purchases	33.95
10/26/25	549046-57201-5000	102625-3771-ACH	VENDOR	TRUIST BANK-8900 ACH from #5221	TRUIST 9/27/25-10/26/25 CC Purchases	95.98
10/26/25	549046-57201-5000	102625-3771-ACH	VENDOR	TRUIST BANK-8900 ACH from #5221	TRUIST 9/27/25-10/26/25 CC Purchases	21.92
10/26/25	549046-57201-5000	102625-3771-ACH	VENDOR	TRUIST BANK-8900 ACH from #5221	TRUIST 9/27/25-10/26/25 CC Purchases	9.83
10/26/25	549046-57201-5000	102625-3771-ACH	VENDOR	TRUIST BANK-8900 ACH from #5221	TRUIST 9/27/25-10/26/25 CC Purchases	3.59
10/26/25	549046-57201-5000	102625-3771-ACH	VENDOR	TRUIST BANK-8900 ACH from #5221	TRUIST 9/27/25-10/26/25 CC Purchases	35.64
11/07/25	549046-57201-5000	110725	VENDOR	STACY CURRAN	Holiday Light Contest Gifts-Reimbursement	236.16
11/10/25	549046-57201-5000	25-1107	VENDOR	NOEL LeBLANC	DJ SRVCS FIRST FRIDAY NOV 2025	150.00
11/10/25	549046-57201-5000	25-1003	VENDOR	NOEL LeBLANC	DJ SRVCS FIRST FRIDAY OCT 2025	150.00
12/01/25	549046-57201-5000	112625-8900-ACH	VENDOR	TRUIST BANK-8900 ACH from #5221	NOV PURCHASES	81.94
12/01/25	549046-57201-5000	112625-8900-ACH	VENDOR	TRUIST BANK-8900 ACH from #5221	NOV PURCHASES	6.48
12/03/25	549046-57201-5000	120325-ACH	VENDOR	SAM'S CLUB - ACH	PUBLIC RELATIONS	126.02
12/15/25	549046-57201-5000	121625	VENDOR	IN MOTION BILLBOARDS INC	Exclusive Movie Night	350.00
12/26/25	549046-57201-5000	122625-8900-ACH	VENDOR	TRUIST BANK-8900 ACH from #5221	DEC PURCHASES	15.76
01/26/26	549046-57201-5000	012626-8900-ACH	VENDOR	TRUIST BANK-8900 ACH from #5221	Truist Bank CC 12/27/25 - 01/26/26	295.19
02/03/26	549046-57201-5000	HT-041826	VENDOR	HUNT TALENT, LLC	SPECIAL EVENTS	40.00
02/09/26	549046-57201-5000	26-0109	VENDOR	NOEL LeBLANC	1/2/26 DJ service	150.00
02/09/26	549046-57201-5000	26-0123	VENDOR	NOEL LeBLANC	1/2/26 DJ service	150.00
02/09/26	549046-57201-5000	26-0206	VENDOR	NOEL LeBLANC	DJ SRVCS FOR FIRST FRIDAY	150.00

Oakstead Community Development District

Expenditure Report - General Fund

For the Period(s) from Oct 01, 2025 to Aug 31, 2026

(Sorted by Department)

Posting Date	Account #	Document #	Trans. Type	Vendor Name	Description	Amount
02/23/26	549046-57201-5000	26-0220	VENDOR	NOEL LeBLANC	DJ Service for Friday 2 of 2 February 2026	150.00
02/27/26	549046-57201-5000	120325-ACH	VENDOR	SAM'S CLUB - ACH	Credit Memo 000252	(126.02)
03/09/26	549046-57201-5000	022626-8900-ACH	VENDOR	TRUIST BANK-8900 ACH from #5221	cardholder activity	34.10
03/21/26	549046-57201-5000	26-0306	VENDOR	NOEL LeBLANC	DJ Service for Friday 2 of 2 February 2026	150.00
03/23/26	549046-57201-5000	26-0320	VENDOR	NOEL LeBLANC	DJ SRVCS	150.00
04/18/26	549046-57201-5000	041826-HT	VENDOR	HUNT TALENT, LLC	Hunt Talent	360.00
04/20/26	549046-57201-5000	032626-8900-ACH	VENDOR	TRUIST BANK-8900 ACH from #5221	MARCH PURCHASES	213.84
04/20/26	549046-57201-5000	032626-8900-ACH	VENDOR	TRUIST BANK-8900 ACH from #5221	MARCH PURCHASES	246.59
05/01/26	549046-57201-5000	26-0403	VENDOR	NOEL LeBLANC	DJ Service April 17 2026 1 of 2	150.00
05/01/26	549046-57201-5000	26-0501	VENDOR	NOEL LeBLANC	DJ Service May 2026	150.00
05/01/26	549046-57201-5000	042626-8900-ACH	VENDOR	TRUIST BANK-8900 ACH from #5221	Office Supplies	210.50
05/02/26	549046-57201-5000	26-0417	VENDOR	NOEL LeBLANC	DJ Service April 2026	150.00
05/14/26	549046-57201-5000	050626	VENDOR	BOUNCE A LOT INFLATABLES	Inflatable for 5/25/26 Memorial BBQ	1,184.90
05/25/26	549046-57201-5000	26-0525	VENDOR	NOEL LeBLANC	DJ Service Memorial Day May 25 2026	400.00
06/07/26	549046-57201-5000	060726-2879-ACH	VENDOR	SAM'S CLUB - ACH	APRIL / MAY PURCHASES	925.44
06/08/26	549046-57201-5000	052626-8900-ACH	VENDOR	TRUIST BANK-8900 ACH from #5221	APRIL/MAY PURCHASES	30.54
06/08/26	549046-57201-5000	052626-8900-ACH	VENDOR	TRUIST BANK-8900 ACH from #5221	APRIL/MAY PURCHASES	23.50
06/08/26	549046-57201-5000	052626-8900-ACH	VENDOR	TRUIST BANK-8900 ACH from #5221	APRIL/MAY PURCHASES	6.99
07/01/26	549046-57201-5000	062626-8900-ACH	VENDOR	TRUIST BANK-8900 ACH from #5221	JUNE PURCHASES	8.96
07/01/26	549046-57201-5000	JE002270	JE		R/C Truist Bank -8900 ACH From #5221 June Purchases	239.98
07/10/26	549046-57201-5000	26-0710	VENDOR	NOEL LeBLANC	DJ SVCS FOR FIRST FRIDAY	150.00
08/01/26	549046-57201-5000	26-06-05	VENDOR	NOEL LeBLANC	DJ Service JUN2026	150.00
08/06/26	549046-57201-5000	072626-8900	VENDOR	TRUIST BANK-8900 ACH from #5221	JULY PURCHASES	25.00
					YTD Total	8,113.75
					Annual Budget	$10,000.00
					Amount Remaining / (Budget overage)	*$1,886.25*
					% of Budget	*81.1%*

Account Name: Solid Waste Disposal Assessm.

11/17/25	549094-57201-5000	110525-00100-0040	VENDOR	MIKE FASANO	2025 Solid Waste Assessment	2,143.26
					YTD Total	2,143.26
					Annual Budget	$1,920.00
					Amount Remaining / (Budget overage)	*($223.26)*
					% of Budget	*111.6%*

Oakstead Community Development District

Expenditure Report - General Fund

For the Period(s) from Oct 01, 2025 to Aug 31, 2026

(Sorted by Department)

Posting Date	Account #	Document #	Trans. Type	Vendor Name	Description	Amount
Account Name: Newsletter Printing/Supplies						
10/26/25	549924-57201-5000	102625-3771-ACH	VENDOR	TRUIST BANK-8900 ACH from #5221	TRUIST 9/27/25-10/26/25 CC Purchases	1,485.48
12/01/25	549924-57201-5000	112625-8900-ACH	VENDOR	TRUIST BANK-8900 ACH from #5221	NOV PURCHASES	1,485.48
12/26/25	549924-57201-5000	122625-8900-ACH	VENDOR	TRUIST BANK-8900 ACH from #5221	DEC PURCHASES	1,485.48
01/26/26	549924-57201-5000	012626-8900-ACH	VENDOR	TRUIST BANK-8900 ACH from #5221	Truist Bank CC 12/27/25 - 01/26/26	1,485.48
03/09/26	549924-57201-5000	022626-8900-ACH	VENDOR	TRUIST BANK-8900 ACH from #5221	cardholder activity	1,485.48
04/20/26	549924-57201-5000	032626-8900-ACH	VENDOR	TRUIST BANK-8900 ACH from #5221	MARCH PURCHASES	1,485.48
05/01/26	549924-57201-5000	042626-8900-ACH	VENDOR	TRUIST BANK-8900 ACH from #5221	Office Supplies	1,485.48
06/08/26	549924-57201-5000	052626-8900-ACH	VENDOR	TRUIST BANK-8900 ACH from #5221	APRIL/MAY PURCHASES	1,485.48
07/01/26	549924-57201-5000	062626-8900-ACH	VENDOR	TRUIST BANK-8900 ACH from #5221	JUNE PURCHASES	1,485.48
					YTD Total	13,369.32
					Annual Budget	$17,826.00
					Amount Remaining / (Budget overage)	*$4,456.68*
					% of Budget	*75.0%*
Account Name: Office Supplies						
10/26/25	551002-57201-5000	102625-3771-ACH	VENDOR	TRUIST BANK-8900 ACH from #5221	TRUIST 9/27/25-10/26/25 CC Purchases	6.79
10/26/25	551002-57201-5000	102625-3771-ACH	VENDOR	TRUIST BANK-8900 ACH from #5221	TRUIST 9/27/25-10/26/25 CC Purchases	10.44
10/26/25	551002-57201-5000	102625-3771-ACH	VENDOR	TRUIST BANK-8900 ACH from #5221	TRUIST 9/27/25-10/26/25 CC Purchases	(6.98)
10/26/25	551002-57201-5000	102625-3771-ACH	VENDOR	TRUIST BANK-8900 ACH from #5221	TRUIST 9/27/25-10/26/25 CC Purchases	9.96
10/26/25	551002-57201-5000	102625-3771-ACH	VENDOR	TRUIST BANK-8900 ACH from #5221	TRUIST 9/27/25-10/26/25 CC Purchases	76.56
11/01/25	551002-57201-5000	102625-8900-ACH	VENDOR	TRUIST BANK-8900 ACH from #5221	TRUIST 10/6/25-10/24/25 CC Purchases (Luis)	32.09
12/01/25	551002-57201-5000	112625-8900-ACH	VENDOR	TRUIST BANK-8900 ACH from #5221	NOV PURCHASES	101.14
12/01/25	551002-57201-5000	112625-8900-ACH	VENDOR	TRUIST BANK-8900 ACH from #5221	NOV PURCHASES	49.98
12/26/25	551002-57201-5000	122625-8900-ACH	VENDOR	TRUIST BANK-8900 ACH from #5221	DEC PURCHASES	321.35
01/12/26	551002-57201-5000	010226-0316	VENDOR	LOWE'S COMPANIES	Lowes 11/6-28/25 CC Purchases	111.65
01/26/26	551002-57201-5000	012626-8900-ACH	VENDOR	TRUIST BANK-8900 ACH from #5221	Truist Bank CC 12/27/25 - 01/26/26	816.27
03/09/26	551002-57201-5000	022626-8900-ACH	VENDOR	TRUIST BANK-8900 ACH from #5221	cardholder activity	546.50
04/17/26	551002-57201-5000	040226-0316-ACH	VENDOR	LOWE'S COMPANIES	Office Supplies	28.46
04/20/26	551002-57201-5000	032626-8900-ACH	VENDOR	TRUIST BANK-8900 ACH from #5221	MARCH PURCHASES	11.36
05/01/26	551002-57201-5000	042626-8900-ACH	VENDOR	TRUIST BANK-8900 ACH from #5221	Office Supplies	191.79
06/08/26	551002-57201-5000	052626-8900-ACH	VENDOR	TRUIST BANK-8900 ACH from #5221	APRIL/MAY PURCHASES	(4.99)
07/01/26	551002-57201-5000	062626-8900-ACH	VENDOR	TRUIST BANK-8900 ACH from #5221	JUNE PURCHASES	456.77
08/06/26	551002-57201-5000	072626-8900	VENDOR	TRUIST BANK-8900 ACH from #5221	JULY PURCHASES	175.46
					YTD Total	2,934.60
					Annual Budget	$1,900.00
					Amount Remaining / (Budget overage)	*($1,034.60)*
					% of Budget	*154.5%*

Oakstead Community Development District

Expenditure Report - General Fund

For the Period(s) from Oct 01, 2025 to Aug 31, 2026

(Sorted by Department)

Posting Date	Account #	Document #	Trans. Type	Vendor Name	Description	Amount
Account Name: Cleaning Supplies						
10/26/25	551003-57201-5000	102625-3771-ACH	VENDOR	TRUIST BANK-8900 ACH from #5221	TRUIST 9/27/25-10/26/25 CC Purchases	23.46
10/26/25	551003-57201-5000	102625-3771-ACH	VENDOR	TRUIST BANK-8900 ACH from #5221	TRUIST 9/27/25-10/26/25 CC Purchases	105.98
10/29/25	551003-57201-5000	14653	VENDOR	CLEAN SWEEP SUPPLY CO., INC.	Multifold Towels	31.25
12/01/25	551003-57201-5000	112625-8900-ACH	VENDOR	TRUIST BANK-8900 ACH from #5221	NOV PURCHASES	11.52
12/01/25	551003-57201-5000	112625-8900-ACH	VENDOR	TRUIST BANK-8900 ACH from #5221	NOV PURCHASES	52.45
01/26/26	551003-57201-5000	012626-8900-ACH	VENDOR	TRUIST BANK-8900 ACH from #5221	Truist Bank CC 12/27/25 - 01/26/26	113.53
02/04/26	551003-57201-5000	15473	VENDOR	CLEAN SWEEP SUPPLY CO., INC.	Cleaning supplies	67.85
03/09/26	551003-57201-5000	022626-8900-ACH	VENDOR	TRUIST BANK-8900 ACH from #5221	cardholder activity	111.54
03/10/26	551003-57201-5000	15813	VENDOR	CLEAN SWEEP SUPPLY CO., INC.	Bathroom Supplies	173.70
04/17/26	551003-57201-5000	040226-0316-ACH	VENDOR	LOWE'S COMPANIES	Office Supplies	61.88
04/20/26	551003-57201-5000	032626-8900-ACH	VENDOR	TRUIST BANK-8900 ACH from #5221	MARCH PURCHASES	176.20
05/01/26	551003-57201-5000	042626-8900-ACH	VENDOR	TRUIST BANK-8900 ACH from #5221	Office Supplies	194.10
05/05/26	551003-57201-5000	16254	VENDOR	CLEAN SWEEP SUPPLY CO., INC.	Bathroom Supplies	140.70
05/29/26	551003-57201-5000	16399	VENDOR	CLEAN SWEEP SUPPLY CO., INC.	Bathroom Supplies	193.90
06/08/26	551003-57201-5000	052626-8900-ACH	VENDOR	TRUIST BANK-8900 ACH from #5221	APRIL/MAY PURCHASES	25.90
06/08/26	551003-57201-5000	052626-8900-ACH	VENDOR	TRUIST BANK-8900 ACH from #5221	APRIL/MAY PURCHASES	14.99
06/08/26	551003-57201-5000	052626-8900-ACH	VENDOR	TRUIST BANK-8900 ACH from #5221	APRIL/MAY PURCHASES	(10.94)
06/09/26	551003-57201-5000	060226-0316	VENDOR	LOWE'S COMPANIES	May Charges	55.04
06/30/26	551003-57201-5000	16601	VENDOR	CLEAN SWEEP SUPPLY CO., INC.	Bathroom Supplies	62.50
07/01/26	551003-57201-5000	062626-8900-ACH	VENDOR	TRUIST BANK-8900 ACH from #5221	JUNE PURCHASES	366.34
07/15/26	551003-57201-5000	16819	VENDOR	CLEAN SWEEP SUPPLY CO., INC.	Bathroom Supplies	62.50
08/06/26	551003-57201-5000	072626-8900	VENDOR	TRUIST BANK-8900 ACH from #5221	JULY PURCHASES	7.68
08/28/26	551003-57201-5000	080226-0316-ACH	VENDOR	LOWE'S COMPANIES	JULY PURCHASES	61.32
					YTD Total	2,103.39
					Annual Budget	$1,700.00
					Amount Remaining / (Budget overage)	*($403.39)*
					% of Budget	*123.7%*

Oakstead Community Development District

Expenditure Report - General Fund

For the Period(s) from Oct 01, 2025 to Aug 31, 2026

(Sorted by Department)

Posting Date	Account #	Document #	Trans. Type	Vendor Name	Description	Amount
Account Name: Op Supplies - Clubhouse						
10/31/25	552003-57201-5000	110225-0316-ACH	VENDOR	LOWE'S COMPANIES	Lowes: 10/13/25-10/31/25 CC Purchases	31.24
10/31/25	552003-57201-5000	110225-0316-ACH	VENDOR	LOWE'S COMPANIES	Lowes: 10/13/25-10/31/25 CC Purchases	(27.85)
10/31/25	552003-57201-5000	110225-0316-ACH	VENDOR	LOWE'S COMPANIES	Lowes: 10/13/25-10/31/25 CC Purchases	27.85
10/31/25	552003-57201-5000	110225-0316-ACH	VENDOR	LOWE'S COMPANIES	Lowes: 10/13/25-10/31/25 CC Purchases	26.03
10/31/25	552003-57201-5000	110225-0316-ACH	VENDOR	LOWE'S COMPANIES	Lowes: 10/13/25-10/31/25 CC Purchases	76.72
10/31/25	552003-57201-5000	110225-0316-ACH	VENDOR	LOWE'S COMPANIES	Lowes: 10/13/25-10/31/25 CC Purchases	21.13
10/31/25	552003-57201-5000	110225-0316-ACH	VENDOR	LOWE'S COMPANIES	Lowes: 10/13/25-10/31/25 CC Purchases	36.84
10/31/25	552003-57201-5000	110225-0316-ACH	VENDOR	LOWE'S COMPANIES	Lowes: 10/13/25-10/31/25 CC Purchases	21.51
11/10/25	552003-57201-5000	43425TO	VENDOR	CULLIGAN GULF COAST WATER CONDITIONING, INC	WATER BOTTLES & SLEEVES CUPS	90.60
11/10/25	552003-57201-5000	1004288	VENDOR	CULLIGAN GULF COAST WATER CONDITIONING, INC	Cooler Rental Fee	7.00
11/10/25	552003-57201-5000	40610TO	VENDOR	CULLIGAN GULF COAST WATER CONDITIONING, INC	Bottled Water	78.40
11/10/25	552003-57201-5000	1004156	VENDOR	CULLIGAN GULF COAST WATER CONDITIONING, INC	Cooler Rental Fee	7.00
11/10/25	552003-57201-5000	37950TO	VENDOR	CULLIGAN GULF COAST WATER CONDITIONING, INC	Bottled Water	54.00
11/10/25	552003-57201-5000	1004030	VENDOR	CULLIGAN GULF COAST WATER CONDITIONING, INC	Cooler Rental Fee	7.00
11/17/25	552003-57201-5000	LT-111725	VENDOR	LYNN TEMPERA	5/26/25-11/14/25 REPLENISH PETTY CASH	206.31
12/01/25	552003-57201-5000	112625-8900-ACH	VENDOR	TRUIST BANK-8900 ACH from #5221	NOV PURCHASES	17.99
12/01/25	552003-57201-5000	112625-8900-ACH	VENDOR	TRUIST BANK-8900 ACH from #5221	NOV PURCHASES	32.28
12/01/25	552003-57201-5000	112625-8900-ACH	VENDOR	TRUIST BANK-8900 ACH from #5221	NOV PURCHASES	32.28
12/01/25	552003-57201-5000	112625-8900-ACH	VENDOR	TRUIST BANK-8900 ACH from #5221	NOV PURCHASES	35.98
12/01/25	552003-57201-5000	112625-8900-ACH	VENDOR	TRUIST BANK-8900 ACH from #5221	NOV PURCHASES	55.76
12/01/25	552003-57201-5000	112625-8900-ACH	VENDOR	TRUIST BANK-8900 ACH from #5221	NOV PURCHASES	105.30
12/01/25	552003-57201-5000	112625-8900-ACH	VENDOR	TRUIST BANK-8900 ACH from #5221	NOV PURCHASES	39.99
12/01/25	552003-57201-5000	112625-8900-ACH	VENDOR	TRUIST BANK-8900 ACH from #5221	NOV PURCHASES	35.98
12/01/25	552003-57201-5000	112625-8900-ACH	VENDOR	TRUIST BANK-8900 ACH from #5221	NOV PURCHASES	71.96
12/01/25	552003-57201-5000	112625-8900-ACH	VENDOR	TRUIST BANK-8900 ACH from #5221	NOV PURCHASES	16.92
12/01/25	552003-57201-5000	112625-8900-ACH	VENDOR	TRUIST BANK-8900 ACH from #5221	NOV PURCHASES	325.35
12/01/25	552003-57201-5000	112625-8900-ACH	VENDOR	TRUIST BANK-8900 ACH from #5221	NOV PURCHASES	142.99
12/01/25	552003-57201-5000	112625-8900-ACH	VENDOR	TRUIST BANK-8900 ACH from #5221	NOV PURCHASES	44.98
12/01/25	552003-57201-5000	112625-8900-ACH	VENDOR	TRUIST BANK-8900 ACH from #5221	NOV PURCHASES	155.98
12/01/25	552003-57201-5000	112625-8900-ACH	VENDOR	TRUIST BANK-8900 ACH from #5221	NOV PURCHASES	99.26
12/01/25	552003-57201-5000	112625-8900-ACH	VENDOR	TRUIST BANK-8900 ACH from #5221	NOV PURCHASES	109.99
12/08/25	552003-57201-5000	120225-0316-ACH	VENDOR	LOWE'S COMPANIES	Lowes 11/6-28/25 CC Purchases	57.67
12/13/25	552003-57201-5000	3976	VENDOR	NELSON'S CPR & FIRST AID	Infant/Child SMART Pads Cartridge, HS1	212.00
01/01/26	552003-57201-5000	1004414	VENDOR	CULLIGAN GULF COAST WATER CONDITIONING, INC	COOLER RENTAL	7.00
01/01/26	552003-57201-5000	1004552	VENDOR	CULLIGAN GULF COAST WATER CONDITIONING, INC	COOLER RENTAL	7.00
01/03/26	552003-57201-5000	46289TO	VENDOR	CULLIGAN GULF COAST WATER CONDITIONING, INC	Bottled Water	36.00
01/06/26	552003-57201-5000	3982	VENDOR	NELSON'S CPR & FIRST AID	Philips OnSite & FRx AED Battery	312.60
04/20/26	552003-57201-5000	032626-8900-ACH	VENDOR	TRUIST BANK-8900 ACH from #5221	MARCH PURCHASES	24.65
05/01/26	552003-57201-5000	51413TP	VENDOR	CULLIGAN GULF COAST WATER CONDITIONING, INC	WATER DELIVERY	105.40
05/01/26	552003-57201-5000	1005145	VENDOR	CULLIGAN GULF COAST WATER CONDITIONING, INC	COOLER RENTAL	7.00
05/01/26	552003-57201-5000	1004993	VENDOR	CULLIGAN GULF COAST WATER CONDITIONING, INC	COOLER RENTAL	7.00
05/01/26	552003-57201-5000	1004845	VENDOR	CULLIGAN GULF COAST WATER CONDITIONING, INC	COOLER RENTAL	7.00
05/01/26	552003-57201-5000	54155TP	VENDOR	CULLIGAN GULF COAST WATER CONDITIONING, INC	WATER DELIVERY	45.00
05/01/26	552003-57201-5000	1004701	VENDOR	CULLIGAN GULF COAST WATER CONDITIONING, INC	COOLER RENTAL	7.00

Oakstead Community Development District

Expenditure Report - General Fund

For the Period(s) from Oct 01, 2025 to Aug 31, 2026

(Sorted by Department)

Posting Date	Account #	Document #	Trans. Type	Vendor Name	Description	Amount
05/21/26	552003-57201-5000	62122TP	VENDOR	CULLIGAN GULF COAST WATER CONDITIONING, INC	WATER DELIVERY	117.00
05/26/26	552003-57201-5000	LT-052626	VENDOR	LYNN TEMPERA	11/21/25-4/18/26 REPLENISH PETTY CASH	220.00
06/01/26	552003-57201-5000	1005306	VENDOR	CULLIGAN GULF COAST WATER CONDITIONING, INC	COOLER RENTAL	7.00
06/05/26	552003-57201-5000	7056	VENDOR	ADMAZING IMPRINTS, INC	Staff Shirts (13 qty)	310.90
06/07/26	552003-57201-5000	BW00650	VENDOR	CULLIGAN GULF COAST WATER CONDITIONING, INC	WATER DELIVERY	27.00
06/18/26	552003-57201-5000	64802TP	VENDOR	CULLIGAN GULF COAST WATER CONDITIONING, INC	WATER DELIVERY	107.00
07/01/26	552003-57201-5000	1005466	VENDOR	CULLIGAN GULF COAST WATER CONDITIONING, INC	COOLER RENTAL	7.00
07/01/26	552003-57201-5000	062626-8900-ACH	VENDOR	TRUIST BANK-8900 ACH from #5221	JUNE PURCHASES	23.67
07/17/26	552003-57201-5000	67173TP	VENDOR	CULLIGAN GULF COAST WATER CONDITIONING, INC	WATER DELIVERY	78.50
08/13/26	552003-57201-5000	69939TP	VENDOR	CULLIGAN GULF COAST WATER CONDITIONING, INC	WATER DELIVERY	69.00
08/14/26	552003-57201-5000	1005625	VENDOR	CULLIGAN GULF COAST WATER CONDITIONING, INC	COOLER RENTAL	7.00
08/19/26	552003-57201-5000	21025	VENDOR	COMPLETE I.T.	CITACS Prox Key Fobs Blue	700.00
08/19/26	552003-57201-5000	4147	VENDOR	NELSON'S CPR & FIRST AID	Philips OnSite Adult Pads	194.93
08/28/26	552003-57201-5000	080226-0316-ACH	VENDOR	LOWE'S COMPANIES	JULY PURCHASES	46.10
					YTD Total	4,737.19
					Annual Budget	$1,700.00
					Amount Remaining / (Budget overage)	*($3,037.19)*
					% of Budget	*278.7%*

Account Name: Op Supplies - Pool Chemicals

06/08/26	552009-57201-5000	052626-8900-ACH	VENDOR	TRUIST BANK-8900 ACH from #5221	APRIL/MAY PURCHASES	26.94
					YTD Total	26.94
					Annual Budget	$7,000.00
					Amount Remaining / (Budget overage)	*$6,973.06*
					% of Budget	*0.4%*

Account Name: Reserve - Clubhouse

11/01/25	568046-57201-5000	2964	VENDOR	FINN OUTDOOR	O&M Repairs all Ponds $51,400.00 Deposit	25,700.00
11/01/25	568046-57201-5000	568046 TO 568126	JE		R/C INV 2964-Deposit for O&M Rprs to all Ponds $51,400	(25,700.00)
06/26/26	568046-57201-5000	2160-9763	VENDOR	FASTSIGNS OF WESLEY CHAPEL	Wall Mural Replacement	7,587.00
07/28/26	568046-57201-5000	072426-1024825	VENDOR	GABLES MOTORSPORTS WESLEY CHAPEL	Polaris Ranger SP 570	21,083.81
					YTD Total	28,670.81
					Annual Budget	$6,525.00
					Amount Remaining / (Budget overage)	*($22,145.81)*
					% of Budget	*439.4%*

Parks And Recreation Department Total:	**$335,607.89**

TOTAL EXPENDITURES & OTHER FINANCING USES:	**$ 1,342,850.01**

Oakstead Community Development District

Expenditure Report - General Fund

For the Period(s) from Oct 01, 2025 to Sep 30, 2026

(Sorted by Department)

Posting Date	Account #	Document #	Trans. Type	Vendor Name	Description	Amount
DEPARTMENT NAME: LEGISLATIVE						
Account Name: P/R-Board of Supervisors						
10/08/25	511001-51101-5000	BOS WKSHP			ADP Wages - BOS	1,000.00
10/09/25	511001-51101-5000	BOS	JE		ADP Wages-BOS	1,000.00
10/17/25	511001-51101-5000	BOS OCT MTG	JE		ADP Wages-BOS OCT MTG	1,000.00
11/24/25	511001-51101-5000	BOS WKSHP	JE		ADP Wages-BOS	800.00
11/24/25	511001-51101-5000	BOS WKSHP	JE		ADP Wages-BOS	200.00
11/24/25	511001-51101-5000	BOS MTG	JE		ADP Wages-BOS	800.00
11/24/25	511001-51101-5000	BOS MTG	JE		ADP Wages-BOS	200.00
12/03/25	511001-51101-5000	BOS MTG	JE		ADP Wages- BOS	800.00
12/30/25	511001-51101-5000	BOS MTG	JE		ADP Wages	800.00
12/30/25	511001-51101-5000	BOS MTG	JE		Payroll-Salary	200.00
01/30/26	511001-51101-5000	ADP00086	JE		ADP WAGES	1,800.00
02/05/26	511001-51101-5000	ADP00089	JE		ADP WAGES	800.00
02/25/26	511001-51101-5000	ADP00090	JE		ADP WAGES	800.00
03/10/26	511001-51101-5000	ADP00094	JE		ADP WAGES	800.00
03/23/26	511001-51101-5000	ADP00093	JE		ADP Wages	600.00
03/23/26	511001-51101-5000	ADP00093	JE		Payroll-Salary	200.00
04/09/26	511001-51101-5000	ADP00095	JE		ADP WAGES	800.00
04/09/26	511001-51101-5000	ADP00101	JE		ADP Wages	600.00
04/09/26	511001-51101-5000	ADP00101	JE		Payroll-Salary	200.00
04/09/26	511001-51101-5000	ADP00101	JE		Payroll-Salary	(200.00)
04/09/26	511001-51101-5000	ADP00101	JE		ADP Wages	(600.00)
05/07/26	511001-51101-5000	ADP00105	JE		ADP WAGES	600.00
05/07/26	511001-51101-5000	ADP00105	JE		Payroll-Salary	200.00
05/08/26	511001-51101-5000	ADP00100	JE		ADP Wages	600.00
05/08/26	511001-51101-5000	ADP00100	JE		Payroll-Salary	200.00
06/09/26	511001-51101-5000	ADP00104	JE		ADP Wages	1,200.00
06/09/26	511001-51101-5000	ADP00104	JE		Payroll-Salary	400.00
06/22/26	511001-51101-5000	ADP00107	JE		ADP Wages	600.00
06/22/26	511001-51101-5000	ADP00107	JE		Payroll-Salary	200.00
07/08/26	511001-51101-5000	ADP00110	JE		ADP Wages	600.00
07/08/26	511001-51101-5000	ADP00110	JE		Payroll-Salary	200.00
07/17/26	511001-51101-5000	ADP00112	JE		ADP Wages	600.00
07/17/26	511001-51101-5000	ADP00112	JE		Payroll-Salary	200.00
08/06/26	511001-51101-5000	ADP00116	JE		ADP Wages	600.00
08/06/26	511001-51101-5000	ADP00116	JE		ADP Wages	200.00
09/21/26	511001-51101-5000	ADP00118	JE		ADP Wages	1,200.00
09/21/26	511001-51101-5000	ADP00118	JE		Payroll-Salary	400.00
					YTD Total	20,600.00
					Annual Budget	$24,000.00
					Amount Remaining / (Budget overage)	*$3,400.00*
					% of Budget	*85.8%*

Oakstead Community Development District

Expenditure Report - General Fund

For the Period(s) from Oct 01, 2025 to Sep 30, 2026

(Sorted by Department)

Posting Date	Account #	Document #	Trans. Type	Vendor Name	Description	Amount
Account Name: FICA Taxes						
10/08/25	521001-51101-5000	BOS WKSHP	JE		ER FICA	76.50
10/09/25	521001-51101-5000	BOS	JE		ER FICA	76.50
10/17/25	521001-51101-5000	BOS OCT MTG	JE		ER FICA	76.50
11/24/25	521001-51101-5000	BOS WKSHP	JE		ER FICA	76.50
11/24/25	521001-51101-5000	BOS MTG	JE		ER FICA	76.50
12/03/25	521001-51101-5000	BOS MTG	JE		ER FICA	61.20
12/30/25	521001-51101-5000	BOS MTG	JE		ER FICA	76.50
03/23/26	521001-51101-5000	ADP00093	JE		ER FICA	61.20
04/09/26	521001-51101-5000	ADP00095	JE		ER FICA	61.20
04/09/26	521001-51101-5000	ADP00101	JE		ER FICA	61.20
04/09/26	521001-51101-5000	ADP00101	JE		ER FICA	(61.20)
05/07/26	521001-51101-5000	ADP00105	JE		ER FICA	61.20
05/08/26	521001-51101-5000	ADP00100	JE		ER FICA	61.20
06/09/26	521001-51101-5000	ADP00104	JE		ER FICA	122.40
06/22/26	521001-51101-5000	ADP00107	JE		ER FICA	61.20
07/08/26	521001-51101-5000	ADP00110	JE		ER FICA	61.20
07/17/26	521001-51101-5000	ADP00112	JE		ER FICA	61.20
08/06/26	521001-51101-5000	ADP00116	JE		ER FICA	61.20
09/21/26	521001-51101-5000	ADP00118	JE		ER FICA	122.40
					YTD Total	1,254.60
					Annual Budget	$1,836.00
					Amount Remaining / (Budget overage)	*$581.40*
					% of Budget	*68.3%*
					Legislative Department Total:	**$21,854.60**

Oakstead Community Development District

Expenditure Report - General Fund

For the Period(s) from Oct 01, 2025 to Sep 30, 2026

(Sorted by Department)

Posting Date	Account #	Document #	Trans. Type	Vendor Name	Description	Amount
DEPARTMENT NAME: EXECUTIVE						
Account Name: ProfServ-Mgmt Consulting						
10/08/25	531027-51201-5000	160669	VENDOR	INFRAMARK LLC	OCT25 District Mgmt Services	5,048.83
11/11/25	531027-51201-5000	163491	VENDOR	INFRAMARK LLC	NOV25 District Mgmt Services	5,048.83
12/01/25	531027-51201-5000	165617	VENDOR	INFRAMARK LLC	Management Services DEC 2025	5,048.83
01/02/26	531027-51201-5000	167741	VENDOR	INFRAMARK LLC	JAN 26 District Mgmt Services	5,048.83
02/01/26	531027-51201-5000	170590	VENDOR	INFRAMARK LLC	FEB 26 District Mgmt Services	5,048.83
03/01/26	531027-51201-5000	172987	VENDOR	INFRAMARK LLC	MAR 26 MGMT FEES	5,048.83
03/31/26	531027-51201-5000	175384	VENDOR	INFRAMARK LLC	Services provided for the Month of: April 2026	8.33
03/31/26	531027-51201-5000	175384	VENDOR	INFRAMARK LLC	Services provided for the Month of: April 2026	5,048.83
03/31/26	531027-51201-5000	JE002249	JE		R/C Inframark Inv 175384 Office Supplies	(8.33)
05/01/26	531027-51201-5000	178425	VENDOR	INFRAMARK LLC	MAY 26 MGMT FEES	5,048.83
06/03/26	531027-51201-5000	180934	VENDOR	INFRAMARK LLC	JUNE 26 MGMT FEES	5,048.83
07/06/26	531027-51201-5000	183693	VENDOR	INFRAMARK LLC	JULY 26 MGMT FEES	5,048.83
07/06/26	531027-51201-5000	JE002275	JE		R/C Inframark Inv 183713 July 2026 Mgmt Fee	(944.17)
07/06/26	531027-51201-5000	JE002275	JE		R/C Inframark Inv 183713 July 2026 Mgmt Fee	944.17
08/06/26	531027-51201-5000	186042	VENDOR	INFRAMARK LLC	AUG2026 MGMT FEES	5,048.83
09/01/26	531027-51201-5000	188546	VENDOR	INFRAMARK LLC	SEP2026 MGMT FEES	5,048.83
					YTD Total	60,585.96
					Annual Budget	$60,585.96
					Amount Remaining / (Budget overage)	*$0.00*
					% of Budget	*100.0%*
					Executive Department Total:	**$60,585.96**
DEPARTMENT NAME: FINANCIAL AND ADMINISTRATIVE						
Account Name: ProfServ-Arbitrage Rebate						
02/05/26	531002-51301-5000	004052	VENDOR	LLS TAX SOLUTIONS INC.	Arbitrage Services Series 2016A	600.00
02/19/26	531002-51301-5000	004074	VENDOR	LLS TAX SOLUTIONS INC.	Arbitrage Services period ended January 11, 2026.	600.00
					YTD Total	1,200.00
					Annual Budget	$1,200.00
					Amount Remaining / (Budget overage)	*$0.00*
					% of Budget	*100.0%*

Oakstead Community Development District

Expenditure Report - General Fund

For the Period(s) from Oct 01, 2025 to Sep 30, 2026

(Sorted by Department)

Posting Date	Account #	Document #	Trans. Type	Vendor Name	Description	Amount
Account Name: ProfServ-Property Appraiser						
03/10/26	531035-51301-5000	26034	VENDOR	PASCO COUNTY PROPERTY APPRAISER	Annual renewal fee	150.00
					YTD Total	150.00
					Annual Budget	$150.00
					Amount Remaining / (Budget overage)	*$0.00*
					% of Budget	*100.0%*
Account Name: ProfServ-Special Assessment						
12/01/25	531038-51301-5000	165617	VENDOR	INFRAMARK LLC	Management Services DEC 2025	12,000.00
					YTD Total	12,000.00
					Annual Budget	$12,000.00
					Amount Remaining / (Budget overage)	*$0.00*
					% of Budget	*100.0%*
Account Name: ProfServ-Trustee Fees						
12/16/25	531045-51301-5000	44095	VENDOR	HANCOCK WHITNEY BANK	Series 2016A1 FY26 Annual Trustee Fee	3,000.00
12/16/25	531045-51301-5000	44096	VENDOR	HANCOCK WHITNEY BANK	Series 2017A2 FY26 Annual Trustee Fee	2,000.00
					YTD Total	5,000.00
					Annual Budget	$5,000.00
					Amount Remaining / (Budget overage)	*$0.00*
					% of Budget	*100.0%*
Account Name: ProfServ-Web Site Development						
05/23/26	531047-51301-5000	INV-SN-774	VENDOR	INNERSYNC STUDIO, LTD	WEBSITE/COMPLIANCE SERVICES	1,552.50
06/15/26	531047-51301-5000	INV-SN-1459	VENDOR	INNERSYNC STUDIO, LTD	ADA ANNUAL SRVC 6/15/26-6/14/27	1,552.50
06/15/26	531047-51301-5000	JE002268	JE		Innersync Studio, LTD, Annual Srvc 06/15/26 - 06/14/27	(1,552.50)
					YTD Total	1,552.50
					Annual Budget	$1,553.00
					Amount Remaining / (Budget overage)	*$0.50*
					% of Budget	*100.0%*
Account Name: Auditing Services						
01/05/26	532002-51301-5000	JE002206	JE		Reclass Audit FY25 Grau & Associates	1,500.00
02/02/26	532002-51301-5000	28635	VENDOR	GRAU & ASSOCIATES	Audit FYE 09/30/2025	5,800.00
					YTD Total	7,300.00
					Annual Budget	$7,200.00
					Amount Remaining / (Budget overage)	*($100.00)*
					% of Budget	*101.4%*

Oakstead Community Development District

Expenditure Report - General Fund

For the Period(s) from Oct 01, 2025 to Sep 30, 2026

(Sorted by Department)

Posting Date	Account #	Document #	Trans. Type	Vendor Name	Description	Amount
Account Name: Postage and Freight						
10/14/25	541006-51301-5000	9-028-28825	VENDOR	FEDEX	Oct - 2025 Postage	18.47
11/25/25	541006-51301-5000	164565	VENDOR	INFRAMARK LLC	POSTAGE	19.24
12/22/25	541006-51301-5000	166712	VENDOR	INFRAMARK LLC	POSTAGE	22.94
01/06/26	541006-51301-5000	9-129-65068	VENDOR	FEDEX	FedEx Express Services	25.38
01/20/26	541006-51301-5000	169052	VENDOR	INFRAMARK LLC	Postage	9.62
02/06/26	541006-51301-5000	9-154-90475	VENDOR	FEDEX	Fed Ex services	17.64
02/17/26	541006-51301-5000	171480	VENDOR	INFRAMARK LLC	Postage	27.38
03/03/26	541006-51301-5000	9-198-62834	VENDOR	FEDEX	FED EX	18.70
03/13/26	541006-51301-5000	173938	VENDOR	INFRAMARK LLC	Postage FEB 26	36.26
04/13/26	541006-51301-5000	9-235-41774	VENDOR	FEDEX	FEDEX	17.67
04/20/26	541006-51301-5000	177159	VENDOR	INFRAMARK LLC	Postage	19.98
05/12/26	541006-51301-5000	9-294-14688	VENDOR	FEDEX	FEDEX CHARGES	18.09
05/13/26	541006-51301-5000	9-274-60190	VENDOR	FEDEX	FEDEX CHARGES	20.21
05/18/26	541006-51301-5000	179206	VENDOR	INFRAMARK LLC	POSTAGE	30.34
06/15/26	541006-51301-5000	FY26 RECEIPTS	JE		Pasco Cty TC: Postage Deducted fm Tax Sale	286.09
06/22/26	541006-51301-5000	182451	VENDOR	INFRAMARK LLC	POSTAGE	25.16
07/28/26	541006-51301-5000	9-388-02395	VENDOR	FEDEX	FedEx Charges	15.05
08/19/26	541006-51301-5000	187201	VENDOR	INFRAMARK LLC	POSTAGE	12.48
09/23/26	541006-51301-5000	189639	VENDOR	INFRAMARK LLC	Mailed Notice For Budget	28.08
					YTD Total	668.78
					Annual Budget	$1,200.00
					Amount Remaining / (Budget overage)	*$531.22*
					% of Budget	*55.7%*
Account Name: Insurance - General Liability						
10/01/25	545002-51301-5000	155000 TO 545002	JE		Prepaid-FY26 General Liability Ins	17,733.00
					YTD Total	17,733.00
					Annual Budget	$16,101.00
					Amount Remaining / (Budget overage)	*($1,632.00)*
					% of Budget	*110.1%*
Account Name: Printing and Binding						
01/02/26	547001-51301-5000	167741	VENDOR	INFRAMARK LLC	JAN 26 District Mgmt Services	8.33
01/02/26	547001-51301-5000	JE002267	JE		Reclass JAN 26 District Mgmt Services	(8.33)
02/01/26	547001-51301-5000	170590	VENDOR	INFRAMARK LLC	FEB 26 District Mgmt Services	8.33
02/01/26	547001-51301-5000	JE002215	JE		Reclass Feb 26 District Mgmt Services	(8.33)
09/23/26	547001-51301-5000	189639	VENDOR	INFRAMARK LLC	Mailed Notice For Budget	2,036.04
					YTD Total	2,036.04
					Annual Budget	$800.00
					Amount Remaining / (Budget overage)	*($1,236.04)*
					% of Budget	*254.5%*

Oakstead Community Development District

Expenditure Report - General Fund

For the Period(s) from Oct 01, 2025 to Sep 30, 2026

(Sorted by Department)

Posting Date	Account #	Document #	Trans. Type	Vendor Name	Description	Amount
Account Name: Legal Advertising						
10/01/25	548002-51301-5000	56644-092125	VENDOR	TIMES PUBLISHING COMPANY	Notice of FY26 Meeting Schedule	247.00
05/01/26	548002-51301-5000	26-00889P	VENDOR	BUSINESS OBSERVER INC	Public Hearing Ad	94.06
05/01/26	548002-51301-5000	26-00959P	VENDOR	BUSINESS OBSERVER INC	Notice of Rescheduled Meeting	63.44
05/22/26	548002-51301-5000	26-01179P	VENDOR	BUSINESS OBSERVER INC	Notice of General Election	74.38
08/01/26	548002-51301-5000	26-01909P	VENDOR	BUSINESS OBSERVER INC	Notice of Public Hearing	227.50
08/21/26	548002-51301-5000	26-01952P	VENDOR	BUSINESS OBSERVER INC	Notice of Public Hearing	76.56
09/30/26	548002-51301-5000	26-02363P	VENDOR	BUSINESS OBSERVER INC	Legal Ad FY2027 Schedule	120.31
					YTD Total	903.25
					Annual Budget	$1,347.00
					Amount Remaining / (Budget overage)	*$443.75*
					% of Budget	*67.1%*
Account Name: Misc-Bank Charges						
10/06/25	549009-51301-5000	ADP ACH 1	JE		ADP Fees - Monthly	37.00
10/14/25	549009-51301-5000	SVC CHG	JE		Hancock Bank- Operating Acct Bank Analysis Fee	120.48
10/21/25	549009-51301-5000	ACCT ANALYSIS FEE	JE		TRUIST Svc Charge - Prior Period	105.90
11/03/25	549009-51301-5000	ADP ACH 1	JE		ADP Fees - Monthly	40.60
11/10/25	549009-51301-5000	ID 052-2348088-000	JE		FDMS Pymt Oakstead Cdd Cust ID 052-2348088-000	23.54
11/10/25	549009-51301-5000	549009 TO 549079	JE		FDMS Pymt Oakstead Cdd Cust ID 052-2348088-000	(23.54)
11/14/25	549009-51301-5000	SVC CHG	JE		Hancock Bank- Operating Acct Bank Analysis Fee	105.45
11/21/25	549009-51301-5000	ACCT ANALYSIS FEE	JE		TRUIST Svc Charges- Prior Period	106.10
12/01/25	549009-51301-5000	ADP ACH 1	JE		ADP Fees - Monthly	63.60
12/11/25	549009-51301-5000	SVC CHG	JE		Hancock Bank- Operating Acct Bank Analysis Fee	80.01
12/22/25	549009-51301-5000	BANK SVC CHARGE	JE		Truist Bank Service Charges Dec 25	96.33
01/05/26	549009-51301-5000	JE002266	JE		ADP Payroll Fees	72.45
01/21/26	549009-51301-5000	ACCT ANALYSIS FEE	JE		TRUIST ACCT ANALYSIS FEE JAN 26	92.20
02/02/26	549009-51301-5000	JE002212	JE		ADP Payroll Fees	36.60
02/23/26	549009-51301-5000	ACCT ANALYSIS FEE	JE		TRUIST ACCT ANALYSIS FEE FEB 26	80.00
03/02/26	549009-51301-5000	ADP ACH 1	JE		ADP Fees - Monthly	46.60
03/02/26	549009-51301-5000	ADP ACH 2	JE		ADP Fees - Monthly	165.00
03/12/26	549009-51301-5000	SVC CHG	JE		Hancock Bank- Operating Acct Bank Analysis Fee	187.98
03/23/26	549009-51301-5000	ACCOUNT ANALYSIS FEE	JE		MAR 2026 Account Analysis Fee	83.89
04/06/26	549009-51301-5000	ADP ACH 1	JE		ADP Fees - Monthly	54.70
04/13/26	549009-51301-5000	SVC CHG	JE		Hancock Bank- Operating Acct Bank Analysis Fee	150.36
04/21/26	549009-51301-5000	ACCT ANALYSIS FEE	JE		TRUIST ACCT ANALYSIS FEE FEB 26	81.25
05/04/26	549009-51301-5000	ADP ACH 1	JE		ADP Fees - Monthly	44.70
05/13/26	549009-51301-5000	SVC CHG	JE		Hancock Bank- Operating Acct Bank Analysis Fee	169.93
05/21/26	549009-51301-5000	ACCT ANALYSIS FEE	JE		TRUIST ACCT ANALYSIS FEE MAY 26	87.29
06/01/26	549009-51301-5000	ADP FEE	JE		ADP FEE	33.90
06/11/26	549009-51301-5000	SVC CHG	JE		Hancock Bank- Operating Acct Bank Analysis Fee	176.04
06/22/26	549009-51301-5000	ACCT ANALYSIS FEE	JE		TRUIST Service Charges June 26	81.00
07/08/26	549009-51301-5000	ADP FEE	JE		ADP FEE	86.15
07/13/26	549009-51301-5000	SVC CHG	JE		HW - Bank Analysis Fee	147.92

Oakstead Community Development District

Expenditure Report - General Fund

For the Period(s) from Oct 01, 2025 to Sep 30, 2026

(Sorted by Department)

Posting Date	Account #	Document #	Trans. Type	Vendor Name	Description	Amount
07/21/26	549009-51301-5000	ACCT ANALYSIS FEE	JE		TRUIST Service Charges July 26	83.75
08/03/26	549009-51301-5000	ADP ACH 1	JE		ADP Fees	49.65
08/13/26	549009-51301-5000	SVC CHG	JE		HW - Bank Analysis Fee	195.27
08/21/26	549009-51301-5000	ACCT ANALYSIS FEE	JE		Truist Account Analysis Fee Aug 26	81.25
08/31/26	549009-51301-5000	ADP FEE	JE		ADP FEE	48.00
09/14/26	549009-51301-5000	SVC CHG	JE		HW - Bank Analysis Fee	157.88
09/21/26	549009-51301-5000	ACCT ANALYSIS FEE	JE		Truist Account Analysis Fee Sept 26	90.30
09/28/26	549009-51301-5000	2160-9922-BC	VENDOR	FASTSIGNS	REIMB BANK CHARGE - FOR CHECK THAT WAS STOPPED.	20.00
					YTD Total	3,359.53
					Annual Budget	$849.48
					Amount Remaining / (Budget overage)	*($2,510.05)*
					% of Budget	*395.5%*

Account Name: Misc-Assessment Collection Cost

11/06/25	549070-51301-5000	FY26 RECEIPTS	JE		Pasco Cty TC: 6/1/25 - 11/1/25 Collections	391.76
11/14/25	549070-51301-5000	FY26 RECEIPTS	JE		Pasco Cty TC: 11/1/25 - 11/8/25 Collections	1,668.35
11/20/25	549070-51301-5000	FY26 RECEIPTS	JE		Pasco Cty TC: 11/9/25 - 11/15/25 Collections	1,092.00
11/26/25	549070-51301-5000	FY26 RECEIPTS	JE		Pasco Cty TC: 11/16/25 - 11/19/25 Collections	566.55
12/05/25	549070-51301-5000	FY26 RECEIPTS	JE		Pasco Cty TC: 11/20/25 - 11/26/25 Collections	14,956.10
12/11/25	549070-51301-5000	FY26 RECEIPTS	JE		Pasco Cty TC: 11/27/25 - 12/2/25 Collections	1,621.44
12/18/25	549070-51301-5000	FY26 RECEIPTS	JE		Pasco Cty TC: 12/3/25 - 12/10/25 Collections	267.95
01/09/26	549070-51301-5000	FY26 RECEIPTS	JE		Pasco Cty TC: 12/11/25 - 12/31/25 Collections	447.20
02/12/26	549070-51301-5000	FY26 RECEIPTS	JE		Pasco Cty TC: 01/01/26 - 01/31/26 Collections	486.23
03/12/26	549070-51301-5000	FY26 RECEIPTS	JE		Pasco Cty TC: 02/01/26 - 02/28/26 Collections	205.28
04/09/26	549070-51301-5000	FY26 RECEIPTS	JE		Pasco Cty TC: Tax Assessments 03/01/26 - 03/31/26 Collections	447.00
05/12/26	549070-51301-5000	FY26 RECEIPTS	JE		Pasco Cty TC: Tax Assessments 03/01/26 - 03/31/26 Collections	18.96
05/12/26	549070-51301-5000	FY26 RECEIPTS	JE		Pasco Cty TC: Bank Int	0.98
05/12/26	549070-51301-5000	FY26 RECEIPTS	JE		Pasco Cty TC: Tax Assessments 04/01/26 - 04/30/26	10.90
05/12/26	549070-51301-5000	FY26 RECEIPTS	JE		Pasco Cty TC: Bank Int 04/01/26	0.29
06/05/26	549070-51301-5000	FY26 RECEIPTS	JE		Pasco Cty TC: Tax Assessments 04/01/26 - 04/30/26	43.38
06/05/26	549070-51301-5000	FY26 RECEIPTS	JE		Pasco Cty TC: Bank Int 04/01/26	2.24
06/15/26	549070-51301-5000	FY26 RECEIPTS	JE		Pasco Cty TC: Tax Assessments Tax Sale	156.80
09/30/26	549070-51301-5000	FY26 RECEIPTS	JE		Pasco Cty TC: Tax Assessments	0.31
09/30/26	549070-51301-5000	FY26 RECEIPTS	JE		Pasco Cty TC: Interest	0.07
					YTD Total	22,383.79
					Annual Budget	$23,260.00
					Amount Remaining / (Budget overage)	*$876.21*
					% of Budget	*96.2%*

Oakstead Community Development District

Expenditure Report - General Fund

For the Period(s) from Oct 01, 2025 to Sep 30, 2026

(Sorted by Department)

Posting Date	Account #	Document #	Trans. Type	Vendor Name	Description	Amount
Account Name: Misc-Credit Card Fees						
10/03/25	549079-51301-5000	CUST ID 526609473883	JE		TRUIST acct - Clover App Fee Cust ID 526609473883	46.78
10/10/25	549079-51301-5000	CUST ID 825376010880	JE		TRUIST acct - Clover Discount Fee	45.15
10/10/25	549079-51301-5000	052-2348088-00	JE		TRUIST acct - FDMS ACH - CLOVER FEE	44.24
10/14/25	549079-51301-5000	CUST ID 2397546	JE		TRUIST acct - Clover App Fee Cust ID 2397546	29.95
10/14/25	549079-51301-5000	CUST ID 1589459	JE		TRUIST acct - Clover App Fee Cust ID 1589459	29.95
11/03/25	549079-51301-5000	CUST ID 526609473883	JE		Discount-MERCH BNKCD NSD Cust ID 526609473883	56.84
11/10/25	549079-51301-5000	CUST ID 825376010880	JE		Discount -TRUIST Merch Svc 825376010880 5376010880	25.00
11/10/25	549079-51301-5000	549009 TO 549079	JE		FDMS Pymt Oakstead Cdd Cust ID 052-2348088-000	23.54
11/12/25	549079-51301-5000	CUST ID 2397546	JE		Clover Fees Oakstead CDD Cust ID 2397546	29.95
11/12/25	549079-51301-5000	CUST ID 1589459	JE		Clover Fees Oakstead Community Dev Cust ID 1589459	29.95
12/03/25	549079-51301-5000	CUST ID 2397546	JE		Discount Merch Bnkcd	47.34
12/05/25	549079-51301-5000	CUST ID 1589459	JE		Discount Merch Bnkcd	15.00
12/05/25	549079-51301-5000	JE002263	JE		Reclass Discount Merch Bnkcd	(15.00)
12/10/25	549079-51301-5000	CC FEE 4	JE		Discount Merch Bnkcd	25.00
12/10/25	549079-51301-5000	ID 052-2348088-000	JE		FDMS PYMT	23.54
12/11/25	549079-51301-5000	CUST ID 825376010880	JE		Clover Fee	29.95
12/11/25	549079-51301-5000	CLRD 6/20/25	JE		Clover Fee	29.95
12/12/25	549079-51301-5000	CLRD 6/20/25	JE		Clover Fee	(29.95)
12/12/25	549079-51301-5000	CLRD 6/20/25	JE		Clover Fee	(29.95)
12/12/25	549079-51301-5000	CLRD 6/20/25	JE		Clover Fee	29.95
12/12/25	549079-51301-5000	CLRD 6/20/25	JE		Clover Fee	29.95
12/13/25	549079-51301-5000	CLRD 6/20/25	JE		Clover Fee	29.95
12/13/25	549079-51301-5000	CLRD 6/20/25	JE		Clover Fee	(29.95)
12/30/25	549079-51301-5000	CUST ID 526609473883	JE		Discount Merch Bnkcd	200.00
12/30/25	549079-51301-5000	JE002264	JE		Reclass Discount Merch Bnkcd	(200.00)
12/31/25	549079-51301-5000	DISCOUNT FEE 2	JE		Discount Merch Bnkcd	45.00
12/31/25	549079-51301-5000	JE002265	JE		Reclass Discount Merch Bnkcd	(45.00)
01/03/26	549079-51301-5000	CUST ID 2397546	JE		Discount Merch Bnkcd	47.34
01/03/26	549079-51301-5000	CUST ID 2397546	JE		Discount Merch Bnkcd	(47.34)
01/05/26	549079-51301-5000	CUST ID 1589459	JE		Discount Merch Bnkcd	15.00
01/05/26	549079-51301-5000	MERCH BANKCR FEE	JE		DISCOUNT MERCH BNKCD FEE	53.66
01/05/26	549079-51301-5000	CUST ID 1589459	JE		Discount Merch Bnkcd	(15.00)
01/12/26	549079-51301-5000	CLOVER	JE		CLOVER FEE	29.95
01/12/26	549079-51301-5000	CLOVER1	JE		CLOVER FEE	29.95
01/12/26	549079-51301-5000	FDMS	JE		FDMS PYMT	23.54
01/12/26	549079-51301-5000	TRUIST	JE		DISCOUNT TRUIST MERCH	25.00
02/03/26	549079-51301-5000	DISCOUNT FEE	JE		Discount Merch Bnkcd Fee	42.61
02/10/26	549079-51301-5000	DISCOUNT FEE	JE		Discount Merch Bnkcd Fee	25.00
02/10/26	549079-51301-5000	FDMS PYMT	JE		FDMS PYMT	23.54
02/11/26	549079-51301-5000	CLOVER FEE	JE		CLOVER FEE	29.95
02/11/26	549079-51301-5000	CLOVER FEE1	JE		CLOVER FEE	29.95
03/03/26	549079-51301-5000	MERCH BANKCR FEE	JE		DISCOUNT MERCH BNKCD FEE	79.47
03/10/26	549079-51301-5000	FDMS	JE		FDMS PYMT	23.54
03/10/26	549079-51301-5000	TRUIST	JE		DISCOUNT TRUIST MERCH	25.00

Oakstead Community Development District

Expenditure Report - General Fund

For the Period(s) from Oct 01, 2025 to Sep 30, 2026

(Sorted by Department)

Posting Date	Account #	Document #	Trans. Type	Vendor Name	Description	Amount
03/11/26	549079-51301-5000	CLOVER	JE		CLOVER FEE	29.95
03/11/26	549079-51301-5000	CLOVER1	JE		CLOVER FEE	29.95
04/03/26	549079-51301-5000	DISCOUNT FEE	JE		Discount Merch Bnkcd Fee	50.67
04/10/26	549079-51301-5000	DISCOUNT FEE 1	JE		Discount Merch Bnkcd Fee	25.00
04/10/26	549079-51301-5000	FDMS PYMT	JE		FDMS PYMT	23.54
04/13/26	549079-51301-5000	CLOVER FEE	JE		CLOVER FEE	29.95
04/13/26	549079-51301-5000	CLOVER FEE1	JE		CLOVER FEE	29.95
05/04/26	549079-51301-5000	MERCH BANKCR FEE	JE		DISCOUNT MERCH BNKCD FEE	47.59
05/11/26	549079-51301-5000	CLOVER	JE		CLOVER FEE	29.95
05/11/26	549079-51301-5000	CLOVER1	JE		CLOVER FEE	29.95
05/11/26	549079-51301-5000	FDMS	JE		FDMS PYMT	23.54
05/11/26	549079-51301-5000	TRUIST	JE		DISCOUNT TRUIST MERCH	25.00
06/01/26	549079-51301-5000	DISCOUNT FEE	JE		Discount Merch Bnkcd Fee	50.00
06/03/26	549079-51301-5000	DISCOUNT FEE 1	JE		Discount Merch Bnkcd Fee	141.05
06/10/26	549079-51301-5000	DISCOUNT FEE 2	JE		Discount Merch Bnkcd Fee	25.00
06/10/26	549079-51301-5000	FDMS PYMT	JE		FDMS PYMT	23.54
06/11/26	549079-51301-5000	CLOVER FEE	JE		CLOVER FEE	29.95
06/11/26	549079-51301-5000	CLOVER FEE1	JE		CLOVER FEE	29.95
07/03/26	549079-51301-5000	DISCOUNT FEE	JE		Discount Merch Bnkcd Fee	128.93
07/10/26	549079-51301-5000	DISCOUNT FEE 1	JE		Discount Merch Bnkcd Fee	25.00
07/10/26	549079-51301-5000	FDMS PYMT	JE		FDMS PYMT	23.54
07/13/26	549079-51301-5000	CLOVER FEE	JE		CLOVER FEE	29.95
07/13/26	549079-51301-5000	CLOVER FEE1	JE		CLOVER FEE	29.95
08/03/26	549079-51301-5000	DISCOUNT FEE	JE		Discount Merch Bnkcd Fee	67.04
08/10/26	549079-51301-5000	DISCOUNT FEE 1	JE		Discount Merch Bnkcd Fee	25.00
08/10/26	549079-51301-5000	FDMS PYMT	JE		FDMS PYMT	23.54
08/11/26	549079-51301-5000	CLOVER FEE	JE		CLOVER FEE	29.95
08/11/26	549079-51301-5000	CLOVER FEE1	JE		CLOVER FEE	29.95
09/03/26	549079-51301-5000	DISCOUNT FEE	JE		Discount Merch Bnkcd Fee	48.28
09/10/26	549079-51301-5000	DISCOUNT FEE 1	JE		Discount Merch Bnkcd Fee	25.00
09/10/26	549079-51301-5000	FDMS PYMT	JE		FDMS PYMT	23.54
09/11/26	549079-51301-5000	CLOVER FEE	JE		CLOVER FEE	29.95
09/11/26	549079-51301-5000	CLOVER FEE1	JE		CLOVER FEE	29.95
					YTD Total	2,202.39
					Annual Budget	$600.00
					Amount Remaining / (Budget overage)	*($1,602.39)*
					% of Budget	*367.1%*

Oakstead Community Development District

Expenditure Report - General Fund

For the Period(s) from Oct 01, 2025 to Sep 30, 2026

(Sorted by Department)

Posting Date	Account #	Document #	Trans. Type	Vendor Name	Description	Amount
Account Name: Office Supplies						
10/08/25	551002-51301-5000	160669	VENDOR	INFRAMARK LLC	OCT25 District Mgmt Services	8.33
11/11/25	551002-51301-5000	163491	VENDOR	INFRAMARK LLC	NOV25 District Mgmt Services	8.33
12/01/25	551002-51301-5000	165617	VENDOR	INFRAMARK LLC	Management Services DEC 2025	8.33
01/02/26	551002-51301-5000	JE002267	JE		Reclass JAN 26 District Mgmt Services	8.33
02/01/26	551002-51301-5000	JE002214	JE		FEB 26 MGMT SERVICES	8.33
02/01/26	551002-51301-5000	JE002214	JE		FEB 26 MGMT SERVICES	(8.33)
02/01/26	551002-51301-5000	JE002215	JE		Feb 26 District Mgmt Services	8.33
03/01/26	551002-51301-5000	JE002230	JE		Inframark LLC MAR 26 MGMT FEES	8.33
03/31/26	551002-51301-5000	JE002249	JE		R/C Inframark Inv 175384 Office Supplies	8.33
05/01/26	551002-51301-5000	178425	VENDOR	INFRAMARK LLC	MAY 26 MGMT FEES	8.33
06/03/26	551002-51301-5000	180934	VENDOR	INFRAMARK LLC	JUNE 26 MGMT FEES	8.33
07/06/26	551002-51301-5000	183693	VENDOR	INFRAMARK LLC	JULY 26 MGMT FEES	8.33
08/06/26	551002-51301-5000	186042	VENDOR	INFRAMARK LLC	AUG2026 MGMT FEES	8.33
09/01/26	551002-51301-5000	188546	VENDOR	INFRAMARK LLC	SEP2026 MGMT FEES	8.33
					YTD Total	99.96
					Annual Budget	$100.00
					Amount Remaining / (Budget overage)	*$0.04*
					% of Budget	*100.0%*
Account Name: Annual District Filing Fee						
10/01/25	554007-51301-5000	92398-ACH	VENDOR	FLORIDA COMMERCE	FY 25/26 -DISTRICT FILING FEES	175.00
					YTD Total	175.00
					Annual Budget	$175.00
					Amount Remaining / (Budget overage)	*$0.00*
					% of Budget	*100.0%*
					Financial And Administrative Department Total:	**$76,764.24**

Oakstead Community Development District

Expenditure Report - General Fund

For the Period(s) from Oct 01, 2025 to Sep 30, 2026

(Sorted by Department)

Posting Date	Account #	Document #	Trans. Type	Vendor Name	Description	Amount
DEPARTMENT NAME: LEGAL COUNSEL						
Account Name: ProfServ-Legal Services						
11/20/25	531023-51401-5000	27502	VENDOR	STRALEY ROBIN VERICKER	Legal Service Through 10/31/25	1,015.50
12/23/25	531023-51401-5000	27677	VENDOR	STRALEY ROBIN VERICKER	Legal Service Through 11/30/25	1,621.00
01/05/26	531023-51401-5000	28464	VENDOR	GRAU & ASSOCIATES	Audit FYE	1,500.00
01/05/26	531023-51401-5000	JE002206	JE		Reclass Audit FY25 Grau & Associates	(1,500.00)
01/14/26	531023-51401-5000	27754	VENDOR	STRALEY ROBIN VERICKER	REVIEW EMAIL FROM SUPERVISOR	61.00
02/13/26	531023-51401-5000	27881	VENDOR	STRALEY ROBIN VERICKER	Services Rendered Through January 31, 2026	2,331.50
03/24/26	531023-51401-5000	28114	VENDOR	STRALEY ROBIN VERICKER	For Professional Services Rendered Through February 28, 2026	3,277.50
04/17/26	531023-51401-5000	28149	VENDOR	STRALEY ROBIN VERICKER	Legal Service Through 3/31/26	1,155.00
05/22/26	531023-51401-5000	28447	VENDOR	STRALEY ROBIN VERICKER	Legal Service Through 4/30/26	1,344.10
06/16/26	531023-51401-5000	28591	VENDOR	STRALEY ROBIN VERICKER	Legal Service Through 5/31/26	1,159.00
07/21/26	531023-51401-5000	28769	VENDOR	STRALEY ROBIN VERICKER	Legal Service Through 6/30/25	1,492.00
08/14/26	531023-51401-5000	28875	VENDOR	STRALEY ROBIN VERICKER	Legal Service Through 7/31/25	1,456.00
09/30/26	531023-51401-5000	29047	VENDOR	STRALEY ROBIN VERICKER	Legal Service Through 8/31/26	915.00
					YTD Total	15,827.60
					Annual Budget	$10,000.00
					Amount Remaining / (Budget overage)	*($5,827.60)*
					% of Budget	*158.3%*
					Legal Counsel Department Total:	**$15,827.60**

Oakstead Community Development District

Expenditure Report - General Fund

For the Period(s) from Oct 01, 2025 to Sep 30, 2026

(Sorted by Department)

Posting Date	Account #	Document #	Trans. Type	Vendor Name	Description	Amount
DEPARTMENT NAME: COMPREHENSIVE PLANNING						
Account Name: ProfServ-Engineering						
10/07/25	531013-51501-5000	2152	VENDOR	BRLETIC DVORAK, INC.	Engineering Services thru 090925	360.00
10/31/25	531013-51501-5000	2184	VENDOR	BRLETIC DVORAK, INC.	DISTRICT ENGINEER OCTOBER 2025	1,790.00
11/30/25	531013-51501-5000	INV 2238	JE		ACCRUE BDI - BILLING THRU NOV 2025	2,602.50
12/01/25	531013-51501-5000	INV 2238	JE		ACCRUE BDI - BILLING THRU NOV 2025	(2,602.50)
12/04/25	531013-51501-5000	2238	VENDOR	BRLETIC DVORAK, INC.	Engineering Services thru 112525	2,602.50
01/01/26	531013-51501-5000	2277	VENDOR	BRLETIC DVORAK, INC.	Engineer services Dec 2025	1,530.00
02/05/26	531013-51501-5000	2303	VENDOR	BRLETIC DVORAK, INC.	ENG SRVCS	1,380.00
02/05/26	531013-51501-5000	2324	VENDOR	BRLETIC DVORAK, INC.	ENG SRVCS	670.00
03/05/26	531013-51501-5000	2345	VENDOR	BRLETIC DVORAK, INC.	FEB 26 ENGINEERING SERVICES	1,650.00
04/06/26	531013-51501-5000	2401	VENDOR	BRLETIC DVORAK, INC.	Project Manager	315.00
05/15/26	531013-51501-5000	2439	VENDOR	BRLETIC DVORAK, INC.	Engineering Services thru 043026	420.00
05/29/26	531013-51501-5000	2488	VENDOR	BRLETIC DVORAK, INC.	Engineering Services May 2026	630.00
07/07/26	531013-51501-5000	2522	VENDOR	BRLETIC DVORAK, INC.	Engineering Services thru June 2026	2,670.00
					YTD Total	14,017.50
					Annual Budget	$16,999.92
					Amount Remaining / (Budget overage)	*$2,982.42*
					% of Budget	*82.5%*
Account Name: Reserve - Sidewalks						
04/03/26	568162-51501-5000	3275	VENDOR	MRIC SPATIAL LLC	TOPOGRAPHIC SURVEY	14,000.00
04/30/26	568162-51501-5000	3274	VENDOR	MRIC SPATIAL LLC	TOPOGRAPHY SERVEY	19,000.00
05/14/26	568162-51501-5000	3298	VENDOR	MRIC SPATIAL LLC	TOPOGRAPHIC SURVEY BALLASTONE	8,500.00
06/17/26	568162-51501-5000	3342	VENDOR	MRIC SPATIAL LLC	TOPOGRAPHY SURVEY	15,000.00
06/17/26	568162-51501-5000	3341	VENDOR	MRIC SPATIAL LLC	TOPOGRAPHY SURVEY	12,300.00
07/31/26	568162-51501-5000	3389	VENDOR	MRIC SPATIAL LLC	TOPOGRAPHY SURVEY Keswick	10,000.00
07/31/26	568162-51501-5000	3401	VENDOR	MRIC SPATIAL LLC	TOPOGRAPHY SURVEY Tanglewylde	10,500.00
07/31/26	568162-51501-5000	3400	VENDOR	MRIC SPATIAL LLC	TOPOGRAPHY SURVEY Strathmore	12,200.00
07/31/26	568162-51501-5000	3369	VENDOR	MRIC SPATIAL LLC	TOPOGRAPHY SURVEY Ashmonte	8,000.00
09/15/26	568162-51501-5000	2621	VENDOR	BRLETIC DVORAK, INC.	Engineering Services thru AUG2026 & Field Investigation	32,665.00
					YTD Total	142,165.00
					Annual Budget	$0.00
					Amount Remaining / (Budget overage)	*($142,165.00)*
					% of Budget	*n/a*
					Comprehensive Planning Department Total:	**$156,182.50**

Oakstead Community Development District

Expenditure Report - General Fund

For the Period(s) from Oct 01, 2025 to Sep 30, 2026

(Sorted by Department)

Posting Date	Account #	Document #	Trans. Type	Vendor Name	Description	Amount
DEPARTMENT NAME: FIELD						
Account Name: Contracts-Landscape						
10/06/25	534050-53901-5000	361562	VENDOR	LANDSCAPE MAINTENANCE PROFESSIONALS	OCT25 Landscape Maintenance	20,844.97
11/03/25	534050-53901-5000	365820	VENDOR	LANDSCAPE MAINTENANCE PROFESSIONALS	NOV25 Landscape Maintenance	20,844.97
12/01/25	534050-53901-5000	370310	VENDOR	JUNIPER LANDSCAPING OF FLORIDA LLC	DEC25 Landscape Maintenance	20,844.97
01/01/26	534050-53901-5000	375613	VENDOR	JUNIPER LANDSCAPING OF FLORIDA LLC	JAN 26 Landscape Maintenance	20,844.97
02/28/26	534050-53901-5000	ACCRUAL	JE		ACCRUE FEB 26 LANDSCAPE MAINTENANCE	20,844.97
03/01/26	534050-53901-5000	ACCRUAL	JE		ACCRUE FEB 26 LANDSCAPE MAINTENANCE	(20,844.97)
03/01/26	534050-53901-5000	383965	VENDOR	JUNIPER LANDSCAPING OF FLORIDA LLC	FEB 26 Landscape Maintenance	20,844.97
03/02/26	534050-53901-5000	385444	VENDOR	JUNIPER LANDSCAPING OF FLORIDA LLC	MAR 26 Landscape Maintenance	20,844.97
03/31/26	534050-53901-5000	388796	VENDOR	JUNIPER LANDSCAPING OF FLORIDA LLC	- Annuals flowers installation	1,125.00
03/31/26	534050-53901-5000	JE002252	JE		R/C Juniper Landscaping March 26 Wet Check Repairs	(414.20)
03/31/26	534050-53901-5000	JE002252	JE		R/C Juniper Landscaping March 26 Wet Check Repairs	414.20
03/31/26	534050-53901-5000	JE002254	JE		R/C Juniper Landscaping Inv 388796 Annual Flowers Installation	(1,125.00)
04/02/26	534050-53901-5000	391280	VENDOR	JUNIPER LANDSCAPING OF FLORIDA LLC	March 2026 Completed Wet Check Repairs-	414.20
04/02/26	534050-53901-5000	JE002253	JE		R/C Juniper Landscaping Inv 391280 March 26 Completed Wet Check R	(414.20)
04/30/26	534050-53901-5000	ACCRUAL	JE		ACCRUE APR 26 LANDSCAPE MAINTENANCE	20,844.97
05/01/26	534050-53901-5000	394415	VENDOR	JUNIPER LANDSCAPING OF FLORIDA LLC	MAY 26 Landscape Maintenance	20,844.97
05/01/26	534050-53901-5000	ACCRUAL	JE		ACCRUE APR 26 LANDSCAPE MAINTENANCE	(20,844.97)
05/01/26	534050-53901-5000	390379	VENDOR	JUNIPER LANDSCAPING OF FLORIDA LLC	APR 26 Landscape Maintenance	20,844.97
06/01/26	534050-53901-5000	399403	VENDOR	JUNIPER LANDSCAPING OF FLORIDA LLC	JUN 26 Landscape Maintenance	20,844.97
07/01/26	534050-53901-5000	405057	VENDOR	JUNIPER LANDSCAPING OF FLORIDA LLC	JUL 26 Landscape Maintenance	20,844.97
08/21/26	534050-53901-5000	409933	VENDOR	JUNIPER LANDSCAPING OF FLORIDA LLC	AUG 26 Landscape Maintenance	20,844.97
09/01/26	534050-53901-5000	415463	VENDOR	JUNIPER LANDSCAPING OF FLORIDA LLC	SEP 26 Landscape Maintenance	20,844.97
					YTD Total	250,139.64
					Annual Budget	$259,410.00
					Amount Remaining / (Budget overage)	*$9,270.36*
					% of Budget	*96.4%*

Oakstead Community Development District

Expenditure Report - General Fund

For the Period(s) from Oct 01, 2025 to Sep 30, 2026

(Sorted by Department)

Posting Date	Account #	Document #	Trans. Type	Vendor Name	Description	Amount
Account Name: Contracts-Landscape Consultant						
10/17/25	534062-53901-5000	45984	VENDOR	OLM	10/6/25 LANDSCAPE INSPECTION	1,620.00
11/19/25	534062-53901-5000	46219	VENDOR	OLM	11/10/25 LANDSCAPE INSPECTION	1,620.00
12/15/25	534062-53901-5000	46445	VENDOR	OLM	12/08/25 LANDSCAPE INSPECTION	1,620.00
01/30/26	534062-53901-5000	46668	VENDOR	OLM	01/20/26 LANDSCAPE INSPECTION	1,620.00
02/27/26	534062-53901-5000	46842	VENDOR	OLM	02/18/26 LANDSCAPE INSPECTION	1,620.00
02/28/26	534062-53901-5000	ACCRUAL	JE		ACCRUE FEB 26 LANDSCAPE INSPECTION	1,620.00
03/01/26	534062-53901-5000	ACCRUAL	JE		ACCRUE FEB 26 LANDSCAPE INSPECTION	(1,620.00)
03/20/26	534062-53901-5000	47000	VENDOR	OLM	MAR 26 LANDSCAPE INSPECTION	1,620.00
04/24/26	534062-53901-5000	47161	VENDOR	OLM	APR 26 LANDSCAPE INSPECTION	1,620.00
05/22/26	534062-53901-5000	47392	VENDOR	OLM	MAY26 LANDSCAPE INSPECTION	1,620.00
06/22/26	534062-53901-5000	47584	VENDOR	OLM	JUN26 LANDSCAPE INSPECTION	1,620.00
07/31/26	534062-53901-5000	47779	VENDOR	OLM	JUL26 LANDSCAPE INSPECTION	1,620.00
08/31/26	534062-53901-5000	ACCRUAL	JE		ACCRUE AUG 26 LANDSCAPE INSPECTION	1,620.00
08/31/26	534062-53901-5000	47995	VENDOR	OLM	AUG26 LANDSCAPE INSPECTION	1,620.00
09/01/26	534062-53901-5000	ACCRUAL	JE		ACCRUE AUG 26 LANDSCAPE INSPECTION	(1,620.00)
09/29/26	534062-53901-5000	48194	VENDOR	OLM	SEP 26 LANDSCAPE INSPECTION	1,620.00
					YTD Total	19,440.00
					Annual Budget	$19,440.00
					Amount Remaining / (Budget overage)	*$0.00*
					% of Budget	*100.0%*
Account Name: Contracts-Mulch						
11/10/25	534065-53901-5000	367483	VENDOR	LANDSCAPE MAINTENANCE PROFESSIONALS	Mulch 550 Yards	31,900.00
					YTD Total	31,900.00
					Annual Budget	$31,900.00
					Amount Remaining / (Budget overage)	*$0.00*
					% of Budget	*100.0%*

Oakstead Community Development District

Expenditure Report - General Fund

For the Period(s) from Oct 01, 2025 to Sep 30, 2026

(Sorted by Department)

Posting Date	Account #	Document #	Trans. Type	Vendor Name	Description	Amount
Account Name: Contracts-Lakes						
10/01/25	534084-53901-5000	1044	VENDOR	CLEARVUE ENVIROMENTAL LLC	OCT 25 Aquatic Services	2,450.00
11/01/25	534084-53901-5000	1059	VENDOR	CLEARVUE ENVIROMENTAL LLC	NOV 25 Aquatic Services	2,450.00
12/01/25	534084-53901-5000	1077	VENDOR	CLEARVUE ENVIROMENTAL LLC	DEC 25 Aquatic Services	2,450.00
01/01/26	534084-53901-5000	1100	VENDOR	CLEARVUE ENVIROMENTAL LLC	JAN 26 AQUATIC SERVICES	2,450.00
02/01/26	534084-53901-5000	1131	VENDOR	CLEARVUE ENVIROMENTAL LLC	FEB 26 AQUATIC SERVICES	2,450.00
03/01/26	534084-53901-5000	1158	VENDOR	CLEARVUE ENVIROMENTAL LLC	Lake and Pond Service	2,450.00
04/01/26	534084-53901-5000	1187	VENDOR	CLEARVUE ENVIROMENTAL LLC	Lake and Pond Service	2,450.00
05/05/26	534084-53901-5000	1214	VENDOR	CLEARVUE ENVIROMENTAL LLC	MAY 26 AQUATIC SERVICES	2,450.00
06/02/26	534084-53901-5000	1245	VENDOR	CLEARVUE ENVIROMENTAL LLC	JUN 26 AQUATIC SERVICES	2,450.00
07/02/26	534084-53901-5000	1275	VENDOR	CLEARVUE ENVIROMENTAL LLC	JUL 26 AQUATIC SERVICES	2,450.00
08/01/26	534084-53901-5000	1306	VENDOR	CLEARVUE ENVIROMENTAL LLC	AUG26 AQUATIC SERVICES	2,450.00
09/01/26	534084-53901-5000	1338	VENDOR	CLEARVUE ENVIROMENTAL LLC	SEP26 AQUATIC SERVICES	2,450.00
					YTD Total	29,400.00
					Annual Budget	$30,348.00
					Amount Remaining / (Budget overage)	*$948.00*
					% of Budget	*96.9%*
Account Name: Contracts-Florida Hwy Patrol						
10/01/25	534101-53901-5000	100125-ADMIN	VENDOR	BIG DOG LEO SERVICES, LLC	FHP ADMIN FEE 10/01/25	150.00
10/06/25	534101-53901-5000	ND-100625	VENDOR	NICHOLAS C. DOLAN	10/06/25 3 Hours of Duty	240.00
10/20/25	534101-53901-5000	ND-102025	VENDOR	NICHOLAS C. DOLAN	10/20/25 3 HOURS SECURITY	240.00
10/21/25	534101-53901-5000	JS-102125	VENDOR	JOHN SESSA	SECURITY 10/21/25 3 HOURS	240.00
10/22/25	534101-53901-5000	ND-102125	VENDOR	NICHOLAS C. DOLAN	10/21/25 3 HOURS OF DUTY	240.00
10/29/25	534101-53901-5000	JS-102125	VENDOR	JOHN SESSA	Credit Memo 000248	(240.00)
10/31/25	534101-53901-5000	TIMING CORRECTION	JE		Two O Eight Security - Oct services posted to Nov	1,440.00
11/01/25	534101-53901-5000	110125-ADMIN	VENDOR	BIG DOG LEO SERVICES, LLC	FHP ADMIN FEE 11/01/25	150.00
11/01/25	534101-53901-5000	TIMING CORRECTION	JE		Two O Eight Security - Oct services posted to Nov	(1,440.00)
11/04/25	534101-53901-5000	110325	VENDOR	STEVEN D TURNER	FHP 11/03/25 4 hours	240.00
11/06/25	534101-53901-5000	110625	VENDOR	STEVEN D TURNER	FHP 11/06/25 4 hours	240.00
11/07/25	534101-53901-5000	110725-	VENDOR	STEVEN D TURNER	FHP 11/07/25 4 hours	240.00
11/08/25	534101-53901-5000	110825	VENDOR	STEVEN D TURNER	FHP 11/08/25 4 hours	240.00
11/11/25	534101-53901-5000	JH-103025	VENDOR	TWO O EIGHT SECURITY, INC	Security 10/30/25 (J Hypes)	240.00
11/11/25	534101-53901-5000	JH-102725	VENDOR	TWO O EIGHT SECURITY, INC	Security 10/27/25 (J Hypes)	240.00
11/11/25	534101-53901-5000	JH-101025	VENDOR	TWO O EIGHT SECURITY, INC	Security 10/10/25 (J Hypes)	240.00
11/11/25	534101-53901-5000	JH-101625	VENDOR	TWO O EIGHT SECURITY, INC	Security 10/16/25 (J Hypes)	240.00
11/11/25	534101-53901-5000	JH-102025	VENDOR	TWO O EIGHT SECURITY, INC	Security 10/20/25 (J Hypes)	240.00
11/11/25	534101-53901-5000	JH-102325	VENDOR	TWO O EIGHT SECURITY, INC	Security 10/23/25 (J Hypes)	240.00
11/15/25	534101-53901-5000	111525	VENDOR	STEVEN D TURNER	FHP 11/15/25 4 hours incl travel time	240.00
11/18/25	534101-53901-5000	111825	VENDOR	STEVEN D TURNER	FHP 11/18/25 4 hours incl travel time	240.00
11/30/25	534101-53901-5000	JH-110425	VENDOR	TWO O EIGHT SECURITY, INC	Security 11/4/25 (J Hypes)	240.00
11/30/25	534101-53901-5000	JH-111125	VENDOR	TWO O EIGHT SECURITY, INC	Security 11/11/25 (J Hypes)	240.00
11/30/25	534101-53901-5000	JH-111425	VENDOR	TWO O EIGHT SECURITY, INC	Security 11/14/25 (J Hypes)	240.00
11/30/25	534101-53901-5000	JH-111725	VENDOR	TWO O EIGHT SECURITY, INC	Security 11/17/25 (J Hypes)	240.00

Oakstead Community Development District

Expenditure Report - General Fund

For the Period(s) from Oct 01, 2025 to Sep 30, 2026

(Sorted by Department)

Posting Date	Account #	Document #	Trans. Type	Vendor Name	Description	Amount
11/30/25	534101-53901-5000	JH-112425	VENDOR	TWO O EIGHT SECURITY, INC	Security 11/24/25 (J Hypes)	240.00
11/30/25	534101-53901-5000	JH-112825	VENDOR	TWO O EIGHT SECURITY, INC	Security 11/28/25 (J Hypes)	240.00
12/01/25	534101-53901-5000	120125-ADMIN	VENDOR	BIG DOG LEO SERVICES, LLC	FHP ADMIN FEE 12/01/25	150.00
12/04/25	534101-53901-5000	120325	VENDOR	STEVEN D TURNER	FHP 12/3/25 4 hours incl travel time	240.00
12/05/25	534101-53901-5000	120425	VENDOR	STEVEN D TURNER	FHP 12/4/25 4 hours incl travel time	240.00
12/16/25	534101-53901-5000	121525-	VENDOR	STEVEN D TURNER	FHP 12/15/25 4 hours incl travel time	240.00
12/18/25	534101-53901-5000	121725	VENDOR	STEVEN D TURNER	FHP 12/17/25 4 hours incl travel time	240.00
12/19/25	534101-53901-5000	121925	VENDOR	STEVEN D TURNER	FHP 12/19/25 4 hours incl travel time	240.00
12/23/25	534101-53901-5000	122225	VENDOR	STEVEN D TURNER	FHP 12/22/25 4 hours incl travel time	240.00
01/01/26	534101-53901-5000	010126-	VENDOR	BIG DOG LEO SERVICES, LLC	TRAFFIC ENFORCEMENT AND SECURITY PATROL	150.00
01/01/26	534101-53901-5000	JH-011426	VENDOR	TWO O EIGHT SECURITY, INC	SECURITY	240.00
01/01/26	534101-53901-5000	JH-011626	VENDOR	TWO O EIGHT SECURITY, INC	SECURITY	240.00
01/01/26	534101-53901-5000	JH-012026	VENDOR	TWO O EIGHT SECURITY, INC	SECURITY	240.00
01/01/26	534101-53901-5000	JH-012326	VENDOR	TWO O EIGHT SECURITY, INC	SECURITY	240.00
01/01/26	534101-53901-5000	JH-012826	VENDOR	TWO O EIGHT SECURITY, INC	SECURITY	240.00
01/06/26	534101-53901-5000	010626-	VENDOR	JOHN SESSA	SECURITY 01/06/26 4 HRS	240.00
01/06/26	534101-53901-5000	122225-	VENDOR	TWO O EIGHT SECURITY, INC	SECURITY	240.00
01/06/26	534101-53901-5000	010626	VENDOR	STEVEN D TURNER	SEC SVCS 1/6/26	240.00
01/06/26	534101-53901-5000	010626-	VENDOR	STEVEN D TURNER	TRAFFIC ENFORCEMENT AND SECURITY PATROL	240.00
01/06/26	534101-53901-5000	ST-010626	VENDOR	STEVEN D TURNER	FHP 01/06/26 4 hours incl travel time	240.00
01/08/26	534101-53901-5000	010826	VENDOR	STEVEN D TURNER	TRAFFIC ENFORCEMENT AND SECURITY PATROL	240.00
01/12/26	534101-53901-5000	120125	VENDOR	TWO O EIGHT SECURITY, INC	SECURITY	240.00
01/12/26	534101-53901-5000	120925-	VENDOR	TWO O EIGHT SECURITY, INC	SECURITY	240.00
01/12/26	534101-53901-5000	121225-	VENDOR	TWO O EIGHT SECURITY, INC	SECURITY SVCS	240.00
01/12/26	534101-53901-5000	121525-	VENDOR	TWO O EIGHT SECURITY, INC	SECURITY	240.00
01/13/26	534101-53901-5000	011326-	VENDOR	STEVEN D TURNER	TRAFFIC ENFORCEMENT AND SECURITY PATROL	240.00
01/13/26	534101-53901-5000	122925-	VENDOR	TWO O EIGHT SECURITY, INC	SECURITY	240.00
01/19/26	534101-53901-5000	011926-	VENDOR	STEVEN D TURNER	FHP 01/19/26 4 hours incl travel time	240.00
01/23/26	534101-53901-5000	012326-	VENDOR	STEVEN D TURNER	FHP 01/23/26 4 HOURS	240.00
01/26/26	534101-53901-5000	012626-	VENDOR	STEVEN D TURNER	TRAFFIC ENFORCEMENT AND SECURITY PATR	240.00
01/26/26	534101-53901-5000	JE002269	JE		Big Dog Leo Services, LLC - Security Admin	150.00
01/27/26	534101-53901-5000	010626-	VENDOR	JOHN SESSA	Credit Memo 000249	(240.00)
02/01/26	534101-53901-5000	020126-	VENDOR	BIG DOG LEO SERVICES, LLC	TRAFFIC ENFORCEMENT AND SECURITY PATROL	150.00
02/01/26	534101-53901-5000	020126	VENDOR	STEVEN D TURNER	SEC SVCS 2/1/26	240.00
02/02/26	534101-53901-5000	JE002225	JE		Big Dog Leo Services LLC Credit Memo 00251	(150.00)
02/03/26	534101-53901-5000	020226	VENDOR	STEVEN D TURNER	TRAFFIC ENFORCEMENT AND SECURITY PATROL	240.00
02/04/26	534101-53901-5000	010626	VENDOR	STEVEN D TURNER	Credit Memo 000250	(240.00)
02/04/26	534101-53901-5000	020326	VENDOR	STEVEN D TURNER	TRAFFIC ENFORCEMENT AND SECURITY PATROL	240.00
02/05/26	534101-53901-5000	JH-010926	VENDOR	TWO O EIGHT SECURITY, INC	1/9/26 Traffic enforcement	240.00
02/10/26	534101-53901-5000	021026-JH	VENDOR	TWO O EIGHT SECURITY, INC	SEC SVCS	240.00
02/13/26	534101-53901-5000	021356-JH	VENDOR	TWO O EIGHT SECURITY, INC	SEC SVCS	240.00
02/16/26	534101-53901-5000	021626-JH	VENDOR	TWO O EIGHT SECURITY, INC	SEC SVCS	240.00
02/18/26	534101-53901-5000	021826-JH	VENDOR	TWO O EIGHT SECURITY, INC	SEC SVCS	240.00
02/24/26	534101-53901-5000	ST-022326	VENDOR	STEVEN D TURNER	2/23/2026 TRAFFIC ENFORCEMENT AND SECURITY PATROL	240.00
02/24/26	534101-53901-5000	ST-022426	VENDOR	STEVEN D TURNER	2/24/26 TRAFFIC ENFORCEMENT AND SECURITY	240.00

Oakstead Community Development District

Expenditure Report - General Fund

For the Period(s) from Oct 01, 2025 to Sep 30, 2026

(Sorted by Department)

Posting Date	Account #	Document #	Trans. Type	Vendor Name	Description	Amount
02/28/26	534101-53901-5000	ST-022826	VENDOR	STEVEN D TURNER	TRAFFIC ENFORCEMENT AND SECURITY PATROL	240.00
03/01/26	534101-53901-5000	JE002229	JE		Big Dog Leo Services LLC 03/01/26 Traffice Enforcement	150.00
03/03/26	534101-53901-5000	ST-030226	VENDOR	STEVEN D TURNER	TRAFFIC ENFORCEMENT AND SECURITY PATROL	240.00
03/10/26	534101-53901-5000	ST-030926	VENDOR	STEVEN D TURNER	TRAFFIC ENFORCEMENT AND SECURITY PATROL	240.00
03/13/26	534101-53901-5000	031326	VENDOR	STEVEN D TURNER	TRAFFIC ENFORCEMENT AND SECURITY PATROL	240.00
03/16/26	534101-53901-5000	031626-ST	VENDOR	STEVEN D TURNER	3/16 : TRAFFIC ENFORCEMENT AND SECURITY PATROL	240.00
03/24/26	534101-53901-5000	032326-ST	VENDOR	STEVEN D TURNER	TRAFFIC ENFORCEMENT AND SECURITY PATROL	240.00
03/27/26	534101-53901-5000	032626-ST	VENDOR	STEVEN D TURNER	TRAFFIC ENFORCEMENT AND SECURITY PATROL	240.00
03/30/26	534101-53901-5000	020426-	VENDOR	TWO O EIGHT SECURITY, INC	TRAFFIC ENFORCEMENT AND SECURITY PATROL	240.00
04/02/26	534101-53901-5000	040126-	VENDOR	STEVEN D TURNER	TRAFFIC ENFORCEMENT AND SECURITY PATROL	240.00
04/02/26	534101-53901-5000	JE002245	JE		Big Dog Leo Services Inv 040126 Traffic Enforcement	150.00
04/06/26	534101-53901-5000	040626-ST	VENDOR	STEVEN D TURNER	TRAFFIC ENFORCEMENT AND SECURITY PATROL	240.00
04/06/26	534101-53901-5000	021026-	VENDOR	TWO O EIGHT SECURITY, INC	TRAFFIC ENFORCEMENT AND SECURITY PATROL	240.00
04/06/26	534101-53901-5000	021326-	VENDOR	TWO O EIGHT SECURITY, INC	TRAFFIC ENFORCEMENT AND SECURITY PATROL	240.00
04/06/26	534101-53901-5000	021826-	VENDOR	TWO O EIGHT SECURITY, INC	TRAFFIC ENFORCEMENT AND SECURITY PATROL	240.00
04/06/26	534101-53901-5000	021626-	VENDOR	TWO O EIGHT SECURITY, INC	TRAFFIC ENFORCEMENT AND SECURITY PATROL	240.00
04/17/26	534101-53901-5000	041426-ST	VENDOR	STEVEN D TURNER	TRAFFIC ENFORCEMENT AND SECURITY PATROL	240.00
04/17/26	534101-53901-5000	041626-ST	VENDOR	STEVEN D TURNER	TRAFFIC ENFORCEMENT AND SECURITY PATROL	240.00
04/20/26	534101-53901-5000	031326-JH	VENDOR	TWO O EIGHT SECURITY, INC	SEC SVCS 3/13/26	240.00
04/20/26	534101-53901-5000	033026-JH	VENDOR	TWO O EIGHT SECURITY, INC	SEC SVCS 3/30/26	240.00
04/20/26	534101-53901-5000	031926-JH	VENDOR	TWO O EIGHT SECURITY, INC	SEC SVCS 3/19/26	240.00
04/20/26	534101-53901-5000	030926-JH	VENDOR	TWO O EIGHT SECURITY, INC	SEC SVCS	240.00
04/20/26	534101-53901-5000	030526-JH	VENDOR	TWO O EIGHT SECURITY, INC	SEC SVCS 3/5/26	240.00
04/21/26	534101-53901-5000	021626-	VENDOR	TWO O EIGHT SECURITY, INC	Credit Memo 000253	(240.00)
04/21/26	534101-53901-5000	021826-	VENDOR	TWO O EIGHT SECURITY, INC	Credit Memo 000254	(240.00)
04/21/26	534101-53901-5000	021326-	VENDOR	TWO O EIGHT SECURITY, INC	Credit Memo 000255	(240.00)
04/21/26	534101-53901-5000	021026-	VENDOR	TWO O EIGHT SECURITY, INC	Credit Memo 000256	(240.00)
04/22/26	534101-53901-5000	042026-ST	VENDOR	STEVEN D TURNER	TRAFFIC ENFORCEMENT AND SECURITY PATROL	240.00
04/22/26	534101-53901-5000	042126-ST	VENDOR	STEVEN D TURNER	TRAFFIC ENFORCEMENT AND SECURITY PATROL	240.00
05/05/26	534101-53901-5000	JS-050126	VENDOR	BIG DOG LEO SERVICES, LLC	5/1/26 TRAFFIC ENFORCEMENT AND SECURITY PATROL	150.00
05/15/26	534101-53901-5000	042826-JH	VENDOR	TWO O EIGHT SECURITY, INC	TRAFFIC ENFORCEMENT AND SECURITY PATROL	240.00
05/15/26	534101-53901-5000	042126-JH	VENDOR	TWO O EIGHT SECURITY, INC	TRAFFIC ENFORCEMENT AND SECURITY PATROL	240.00
05/15/26	534101-53901-5000	041526-JH	VENDOR	TWO O EIGHT SECURITY, INC	TRAFFIC ENFORCEMENT AND SECURITY PATROL	240.00
05/15/26	534101-53901-5000	041026-JH	VENDOR	TWO O EIGHT SECURITY, INC	TRAFFIC ENFORCEMENT AND SECURITY PATROL	240.00
05/15/26	534101-53901-5000	042326-JH	VENDOR	TWO O EIGHT SECURITY, INC	TRAFFIC ENFORCEMENT AND SECURITY PATROL	240.00
05/15/26	534101-53901-5000	040626-JH	VENDOR	TWO O EIGHT SECURITY, INC	TRAFFIC ENFORCEMENT AND SECURITY PATROL	240.00
05/15/26	534101-53901-5000	050926-ST	VENDOR	STEVEN D TURNER	TRAFFIC ENFORCEMENT AND SECURITY PATROL	240.00
05/15/26	534101-53901-5000	051126-ST	VENDOR	STEVEN D TURNER	TRAFFIC ENFORCEMENT AND SECURITY PATROL	240.00
05/15/26	534101-53901-5000	051226-ST	VENDOR	STEVEN D TURNER	TRAFFIC ENFORCEMENT AND SECURITY PATROL	240.00
05/29/26	534101-53901-5000	052526-ST	VENDOR	STEVEN D TURNER	TRAFFIC ENFORCEMENT AND SECURITY PATROL	240.00
05/31/26	534101-53901-5000	052326-ST	VENDOR	STEVEN D TURNER	TRAFFIC ENFORCEMENT AND SECURITY PATROL	240.00
06/01/26	534101-53901-5000	053026-ST	VENDOR	STEVEN D TURNER	TRAFFIC ENFORCEMENT AND SECURITY PATROL	240.00
06/01/26	534101-53901-5000	JS-060126	VENDOR	BIG DOG LEO SERVICES, LLC	6/1/26 TRAFFIC ENFORCEMENT AND SECURITY PATROL	150.00
06/01/26	534101-53901-5000	050626-JH	VENDOR	TWO O EIGHT SECURITY, INC	TRAFFIC ENFORCEMENT AND SECURITY PATROL	240.00
06/02/26	534101-53901-5000	051826-JH	VENDOR	TWO O EIGHT SECURITY, INC	TRAFFIC ENFORCEMENT AND SECURITY PATROL	240.00

Oakstead Community Development District

Expenditure Report - General Fund

For the Period(s) from Oct 01, 2025 to Sep 30, 2026

(Sorted by Department)

Posting Date	Account #	Document #	Trans. Type	Vendor Name	Description	Amount
06/08/26	534101-53901-5000	060326-ST	VENDOR	STEVEN D TURNER	TRAFFIC ENFORCEMENT AND SECURITY PATROL	240.00
06/08/26	534101-53901-5000	060126-ST	VENDOR	STEVEN D TURNER	TRAFFIC ENFORCEMENT AND SECURITY PATROL	240.00
06/10/26	534101-53901-5000	060926-ST	VENDOR	STEVEN D TURNER	TRAFFIC ENFORCEMENT AND SECURITY PATROL	240.00
06/11/26	534101-53901-5000	052726-JH	VENDOR	TWO O EIGHT SECURITY, INC	TRAFFIC ENFORCEMENT AND SECURITY PATROL	240.00
06/13/26	534101-53901-5000	052926-JH	VENDOR	TWO O EIGHT SECURITY, INC	TRAFFIC ENFORCEMENT AND SECURITY PATROL	240.00
06/18/26	534101-53901-5000	050426-JH	VENDOR	TWO O EIGHT SECURITY, INC	TRAFFIC ENFORCEMENT AND SECURITY PATROL	240.00
06/18/26	534101-53901-5000	051426-JH	VENDOR	TWO O EIGHT SECURITY, INC	TRAFFIC ENFORCEMENT AND SECURITY PATROL	240.00
06/30/26	534101-53901-5000	061726-ST	VENDOR	STEVEN D TURNER	TRAFFIC ENFORCEMENT AND SECURITY PATROL	240.00
06/30/26	534101-53901-5000	062026-ST	VENDOR	STEVEN D TURNER	TRAFFIC ENFORCEMENT AND SECURITY PATROL	300.00
06/30/26	534101-53901-5000	062226-ST	VENDOR	STEVEN D TURNER	TRAFFIC ENFORCEMENT AND SECURITY PATROL	240.00
06/30/26	534101-53901-5000	062426-ST	VENDOR	STEVEN D TURNER	TRAFFIC ENFORCEMENT AND SECURITY PATROL	240.00
07/01/26	534101-53901-5000	JS-070126	VENDOR	BIG DOG LEO SERVICES, LLC	7/1/26 TRAFFIC ENFORCEMENT AND SECURITY PATROL	150.00
07/01/26	534101-53901-5000	060526-JH	VENDOR	TWO O EIGHT SECURITY, INC	TRAFFIC ENFORCEMENT AND SECURITY PATROL	240.00
07/01/26	534101-53901-5000	061126-JH	VENDOR	TWO O EIGHT SECURITY, INC	TRAFFIC ENFORCEMENT AND SECURITY PATROL	240.00
07/03/26	534101-53901-5000	070226-ST	VENDOR	STEVEN D TURNER	TRAFFIC ENFORCEMENT AND SECURITY PATROL	240.00
07/09/26	534101-53901-5000	061626-JH	VENDOR	TWO O EIGHT SECURITY, INC	TRAFFIC ENFORCEMENT AND SECURITY PATROL	240.00
07/11/26	534101-53901-5000	071126-ST	VENDOR	STEVEN D TURNER	TRAFFIC ENFORCEMENT AND SECURITY PATROL	240.00
07/24/26	534101-53901-5000	072326-ST	VENDOR	STEVEN D TURNER	TRAFFIC ENFORCEMENT AND SECURITY PATROL	240.00
07/31/26	534101-53901-5000	072926-ST	VENDOR	STEVEN D TURNER	TRAFFIC ENFORCEMENT AND SECURITY PATROL	240.00
07/31/26	534101-53901-5000	072026-ST	VENDOR	STEVEN D TURNER	TRAFFIC ENFORCEMENT AND SECURITY PATROL	240.00
07/31/26	534101-53901-5000	072726-ST	VENDOR	STEVEN D TURNER	TRAFFIC ENFORCEMENT AND SECURITY PATROL	240.00
08/01/26	534101-53901-5000	JE002279	JE		R/C Traffic Enforcement and Security Patrol	150.00
08/03/26	534101-53901-5000	0001	VENDOR	GREYCIRCLE SECURITY GROUP LLC	Pool Deck Security 7/11-12 &7/25-26	630.00
08/07/26	534101-53901-5000	080326-ST	VENDOR	STEVEN D TURNER	TRAFFIC ENFORCEMENT AND SECURITY PATROL	240.00
08/07/26	534101-53901-5000	080526-ST	VENDOR	STEVEN D TURNER	TRAFFIC ENFORCEMENT AND SECURITY PATROL	240.00
08/10/26	534101-53901-5000	081026-ST	VENDOR	STEVEN D TURNER	TRAFFIC ENFORCEMENT AND SECURITY PATROL	240.00
08/12/26	534101-53901-5000	081226-ST	VENDOR	STEVEN D TURNER	TRAFFIC ENFORCEMENT AND SECURITY PATROL	240.00
08/19/26	534101-53901-5000	070826-JH	VENDOR	TWO O EIGHT SECURITY, INC	TRAFFIC ENFORCEMENT AND SECURITY PATROL	240.00
08/19/26	534101-53901-5000	072226-JH	VENDOR	TWO O EIGHT SECURITY, INC	TRAFFIC ENFORCEMENT AND SECURITY PATROL	240.00
08/22/26	534101-53901-5000	082226-ST	VENDOR	STEVEN D TURNER	TRAFFIC ENFORCEMENT AND SECURITY PATROL	240.00
08/24/26	534101-53901-5000	082426-ST	VENDOR	STEVEN D TURNER	TRAFFIC ENFORCEMENT AND SECURITY PATROL	240.00
09/01/26	534101-53901-5000	0002	VENDOR	GREYCIRCLE SECURITY GROUP LLC	Pool Deck Security 8/8-9/26	360.00
09/01/26	534101-53901-5000	JE002282	JE		9/1/26 TRAFFIC ENFORCEMENT AND SECURITY PATROL	150.00
09/02/26	534101-53901-5000	090126-ST	VENDOR	STEVEN D TURNER	TRAFFIC ENFORCEMENT AND SECURITY PATROL	240.00
09/09/26	534101-53901-5000	090826-ST	VENDOR	STEVEN D TURNER	TRAFFIC ENFORCEMENT AND SECURITY PATROL	240.00
09/11/26	534101-53901-5000	091126-ST	VENDOR	STEVEN D TURNER	TRAFFIC ENFORCEMENT AND SECURITY PATROL	240.00
09/28/26	534101-53901-5000	090826-JF	VENDOR	JESUS FIGUEROA	TRAFFIC ENFORCEMENT AND SECURITY PATROL	240.00
09/28/26	534101-53901-5000	091426-ST	VENDOR	STEVEN D TURNER	TRAFFIC ENFORCEMENT AND SECURITY PATROL	240.00
09/30/26	534101-53901-5000	091526-ST	VENDOR	STEVEN D TURNER	TRAFFIC ENFORCEMENT AND SECURITY PATROL	240.00
					YTD Total	32,130.00
					Annual Budget	$29,808.00
					Amount Remaining / (Budget overage)	*($2,322.00)*
					% of Budget	*107.8%*

Oakstead Community Development District

Expenditure Report - General Fund

For the Period(s) from Oct 01, 2025 to Sep 30, 2026

(Sorted by Department)

Posting Date	Account #	Document #	Trans. Type	Vendor Name	Description	Amount
Account Name: Contracts-Annuals						
03/31/26	534117-53901-5000	JE002254	JE		Juniper Landscaping Annual Flowers Installation	1,125.00
05/01/26	534117-53901-5000	JE002256	JE		R/C Landscape Maint Prof Inv 363965 Enhancement Keswick Entrance	954.00
05/01/26	534117-53901-5000	JE002256	JE		R/C Landscape Maint Prof Inv 363964 Enhancement Oakstead Entrance	19,764.00
05/01/26	534117-53901-5000	JE002256	JE		R/C Landscape Maint Prof Inv 363963 Enhancement across Clubshouse	7,546.50
05/01/26	534117-53901-5000	JE002256	JE		R/C Landscape Maint Prof Inv 363963 Enhancement Brenford Entrance	2,430.00
05/01/26	534117-53901-5000	JE002256	JE		R/C Landscape Maint Prof Inv 363963 Enhancement Weymouth Entranc	3,393.00
06/30/26	534117-53901-5000	403167	VENDOR	JUNIPER LANDSCAPING OF FLORIDA LLC	Summer Annual Flowers	2,925.00
					YTD Total	38,137.50
					Annual Budget	$25,200.00
					Amount Remaining / (Budget overage)	*($12,937.50)*
					% of Budget	*151.3%*
Account Name: Contracts-Gate Wi-Fi						
10/31/25	534141-53901-5000	ACCRUE OCT SVC	JE		Contracts-Gate Wi-Fi - Accrue October	630.00
11/01/25	534141-53901-5000	ACCRUE OCT SVC	JE		Contracts-Gate Wi-Fi - Accrue October	(630.00)
11/03/25	534141-53901-5000	0030738102125	VENDOR	CHARTER COMMUNICATIONS - ACH	OCT-NOV Multiple Gate Internet Accts	630.00
11/30/25	534141-53901-5000	112125 ACH	JE		SPECTRUM GATE WIFI-NOV 2025	630.00
12/01/25	534141-53901-5000	0030738112125-ACH	VENDOR	SPECTRUM - ACH	GATE WIFI	630.00
12/01/25	534141-53901-5000	112125 ACH	JE		SPECTRUM GATE WIFI-NOV 2025	(630.00)
12/03/25	534141-53901-5000	0140776112325-CHK	VENDOR	CHARTER COMMUNICATIONS - ACH	BALANCE DUE	8.95
12/21/25	534141-53901-5000	0030738122125-ACH	VENDOR	CHARTER COMMUNICATIONS - ACH	SPECTRUM GATE WIFI-DEC 2025	630.00
01/31/26	534141-53901-5000	ACCRUAL	JE		SPECTRUM GATE WIFI-JAN 26	630.00
02/01/26	534141-53901-5000	ACCRUAL	JE		SPECTRUM GATE WIFI-JAN 26	(630.00)
02/03/26	534141-53901-5000	0030738012126	VENDOR	CHARTER COMMUNICATIONS - ACH	BILL PRD 1/21-2/20/26	621.05
02/21/26	534141-53901-5000	0030738022126-ACH	VENDOR	CHARTER COMMUNICATIONS - ACH	BILL PRD 2/21-3/20/26	635.35
03/16/26	534141-53901-5000	030126-8315-ACH	VENDOR	SPECTRUM - ACH	TV INTERNET	44.77
03/16/26	534141-53901-5000	JE002248	JE		R/C Spectrum TV & Internet	(44.77)
03/21/26	534141-53901-5000	0030738032126-ACH	VENDOR	CHARTER COMMUNICATIONS - ACH	svc prd 3/21-4/20/26	635.35
04/28/26	534141-53901-5000	0030738042126-ACH	VENDOR	CHARTER COMMUNICATIONS - ACH	GATE WIFI ACCT 30738	635.35
05/21/26	534141-53901-5000	0030738052126	VENDOR	CHARTER COMMUNICATIONS - ACH	GATE WIFI ACCT 25497	755.35
06/29/26	534141-53901-5000	0030738062126-ACH	VENDOR	CHARTER COMMUNICATIONS - ACH	GATE WIFI ACCT 25497	815.35
07/31/26	534141-53901-5000	0030738072126-ACH	VENDOR	CHARTER COMMUNICATIONS - ACH	SVC PRD 7/21-8/20/26	815.35
09/02/26	534141-53901-5000	0030738082126-ACH	VENDOR	CHARTER COMMUNICATIONS - ACH	SVC PRD 8/21-9/20/26	815.35
					YTD Total	7,627.45
					Annual Budget	$6,000.00
					Amount Remaining / (Budget overage)	*($1,627.45)*
					% of Budget	*127.1%*

Oakstead Community Development District

Expenditure Report - General Fund

For the Period(s) from Oct 01, 2025 to Sep 30, 2026

(Sorted by Department)

Posting Date	Account #	Document #	Trans. Type	Vendor Name	Description	Amount
Account Name: Contracts-Gate CCTV						
10/01/25	534142-53901-5000	17911	VENDOR	COMPLETE I.T.	OCT 25 EAGLE EYE CAMERA 30 DAY CLOUD	342.00
11/01/25	534142-53901-5000	534143 TO 534142	JE		NOV 25 EAGLE EYE CAMERA 30 DAY CLOUD	342.00
12/01/25	534142-53901-5000	534124 TO 534142	JE		DEC 25 EAAGLE EYE CAMERA 30 DAY CLOUD	342.00
01/01/26	534142-53901-5000	18791	VENDOR	COMPLETE I.T.	JAN 26 EAGLE EYE CAMERA 30 DAY CLOUD	446.50
02/01/26	534142-53901-5000	19053	VENDOR	COMPLETE I.T.	MISC SRVCS-TECH	446.50
05/04/26	534142-53901-5000	19960	VENDOR	COMPLETE I.T.	MAY 26 EAGLE EYE CAMERA 30 DAY CLOUD	484.50
06/01/26	534142-53901-5000	20256	VENDOR	COMPLETE I.T.	JUN 26 EAGLE EYE CAMERA 30 DAY CLOUD	484.50
07/01/26	534142-53901-5000	20579	VENDOR	COMPLETE I.T.	JUL 26 EAGLE EYE CAMERA 30 DAY CLOUD	484.50
08/01/26	534142-53901-5000	20889	VENDOR	COMPLETE I.T.	AUG26 EAGLE EYE CAMERA 30 DAY CLOUD	484.50
09/01/26	534142-53901-5000	JE002283	JE		R/C SEP26 EAGLE EYE CAMERA 30 DAY CLOUD	484.50
					YTD Total	4,341.50
					Annual Budget	$8,580.00
					Amount Remaining / (Budget overage)	*$4,238.50*
					% of Budget	*50.6%*
Account Name: Contracts-Gate Cloud Lift Master						
10/01/25	534143-53901-5000	17912	VENDOR	COMPLETE I.T.	OCT 2025 LIFTMASTER VOIP & CLOUD HOSTING	510.00
11/01/25	534143-53901-5000	18208	VENDOR	COMPLETE I.T.	NOV 2025 LIFTMASTER VOIP & CLOUD HOSTING	510.00
11/01/25	534143-53901-5000	INV 18207 R/C	JE		NOV 25 EAGLE EYE CAMERA 30 DAY CLOUD	342.00
11/01/25	534143-53901-5000	534143 TO 534142	JE		R/C NOV 25 EAGLE EYE CAMERA 30 DAY CLOUD	(342.00)
12/01/25	534143-53901-5000	18486	VENDOR	COMPLETE I.T.	DEC 2025 LIFTMASTER VOIP & CLOUD HOSTING	510.00
01/01/26	534143-53901-5000	18792	VENDOR	COMPLETE I.T.	JAN 2026 LIFTMASTER VOIP & CLOUD HOSTING	510.00
02/01/26	534143-53901-5000	19054	VENDOR	COMPLETE I.T.	FEB 2026 LIFTMASTER VOIP & CLOUD	510.00
02/04/26	534143-53901-5000	19113	VENDOR	COMPLETE I.T.	GATE RECEIVER	409.99
					YTD Total	2,959.99
					Annual Budget	$4,572.00
					Amount Remaining / (Budget overage)	*$1,612.01*
					% of Budget	*64.7%*

Oakstead Community Development District

Expenditure Report - General Fund

For the Period(s) from Oct 01, 2025 to Sep 30, 2026

(Sorted by Department)

Posting Date	Account #	Document #	Trans. Type	Vendor Name	Description	Amount
Account Name: Electricity - Streetlights						
10/01/25	543013-53901-5000	JE002226	JE		AJE #1 To Accrue for 12th mon Duke Invoice paid in subsequent to FYE	(7,789.00)
10/16/25	543013-53901-5000	101625-7010-ACH	VENDOR	DUKE ENERGY-ACH	09/04/25-10/08/25 ELECTRIC	7,789.25
11/14/25	543013-53901-5000	111425-7010	VENDOR	DUKE ENERGY-ACH	10/3-11/7/25 Electricity	7,614.66
12/31/25	543013-53901-5000	ACCRUAL	JE		DUKE ENERGY ACH DECEMBER 2025	7,500.00
01/01/26	543013-53901-5000	ACCRUAL	JE		DUKE ENERGY ACH DECEMBER 2025	(7,500.00)
01/01/26	543013-53901-5000	121525-ACH	VENDOR	DUKE ENERGY-ACH	BILL PRD 11/5-12/5/25	7,550.12
01/16/26	543013-53901-5000	011626-7010-ACH	VENDOR	DUKE ENERGY-ACH	BILL PRD 12/3-1/8/26	7,976.24
01/31/26	543013-53901-5000	ACCRUAL	JE		DUKE ENERGY ACH JANUARY 2026	7,500.00
01/31/26	543013-53901-5000	ACCRUAL	JE		DUKE ENERGY ACH JANUARY 2026	(7,500.00)
02/01/26	543013-53901-5000	ACCRUAL	JE		DUKE ENERGY ACH JANUARY 2026	(7,500.00)
02/01/26	543013-53901-5000	ACCRUAL	JE		DUKE ENERGY ACH JANUARY 2026	7,500.00
02/24/26	543013-53901-5000	021326-7010	VENDOR	DUKE ENERGY-ACH	BILL PRD 1/6-2/6/26	7,312.93
02/28/26	543013-53901-5000	ACCRUAL	JE		ACCRUE FEB 26 ELECTRIC	7,000.00
03/01/26	543013-53901-5000	ACCRUAL	JE		ACCRUE FEB 26 ELECTRIC	(7,000.00)
03/16/26	543013-53901-5000	031626-7010-ACH	VENDOR	DUKE ENERGY-ACH	BILL PRD 2/4-3/6/26	6,981.73
03/31/26	543013-53901-5000	ACCRUAL	JE		ACCRUE MAR 26 ELECTRIC	7,000.00
04/01/26	543013-53901-5000	ACCRUAL	JE		ACCRUE MAR 26 ELECTRIC	(7,000.00)
04/16/26	543013-53901-5000	041626-7010-ACH	VENDOR	DUKE ENERGY-ACH	SVC PRD 3/4-4/8/26	7,173.20
04/30/26	543013-53901-5000	ACCRUAL	JE		ACCRUE APR 26 ELECTRIC	7,000.00
05/01/26	543013-53901-5000	ACCRUAL	JE		ACCRUE APR 26 ELECTRIC	(7,000.00)
05/15/26	543013-53901-5000	051526-7010-ACH	VENDOR	DUKE ENERGY-ACH	SVC PRD 4/3-5/7/26	7,152.29
05/31/26	543013-53901-5000	ACCRUAL	JE		ACCRUE MAY 26 ELECTRIC	7,000.00
06/01/26	543013-53901-5000	ACCRUAL	JE		ACCRUE MAY 26 ELECTRIC	(7,000.00)
06/15/26	543013-53901-5000	061526-7010	VENDOR	DUKE ENERGY-ACH	SVC PRD 5/5-6/5/26	7,057.56
06/30/26	543013-53901-5000	ACCRUAL	JE		ACCRUE JUNE 26 ELECTRIC	7,000.00
07/01/26	543013-53901-5000	ACCRUAL	JE		ACCRUE JUNE 26 ELECTRIC	(7,000.00)
07/28/26	543013-53901-5000	071626-7010-ACH	VENDOR	DUKE ENERGY-ACH	SVC PRD 6/3-7/2/26	6,942.45
07/31/26	543013-53901-5000	ACCRUAL	JE		ACCRUE JULY 26 ELECTRIC	7,000.00
08/01/26	543013-53901-5000	ACCRUAL	JE		ACCRUE JULY 26 ELECTRIC	(7,000.00)
08/21/26	543013-53901-5000	081726-7010-ACH	VENDOR	DUKE ENERGY-ACH	SVC PRD 7/3-8/7/26	7,246.97
08/31/26	543013-53901-5000	ACCRUAL	JE		ACCRUE AUG 26 ELECTRIC	7,000.00
09/01/26	543013-53901-5000	ACCRUAL	JE		ACCRUE AUG 26 ELECTRIC	(7,000.00)
09/10/26	543013-53901-5000	JE002285	JE		Duke Energy overpayment	(26.47)
09/16/26	543013-53901-5000	091626-7010-ACH	VENDOR	DUKE ENERGY-ACH	SVC PRD 8/5-9/8/26	7,325.78
09/30/26	543013-53901-5000	ACCRUAL	JE		ACCRUE SEPT 26 ELECTRIC	7,000.00
					YTD Total	87,307.71
					Annual Budget	$99,000.00
					Amount Remaining / (Budget overage)	*$11,692.29*
					% of Budget	*88.2%*

Oakstead Community Development District

Expenditure Report - General Fund

For the Period(s) from Oct 01, 2025 to Sep 30, 2026

(Sorted by Department)

Posting Date	Account #	Document #	Trans. Type	Vendor Name	Description	Amount
Account Name: Utility - Reclaimed Water						
10/31/25	543028-53901-5000	110425-ACH	VENDOR	PASCO COUNTY UTILITIES SERVICE - ACH	09/15/25-10/15/25 WATER/RECLAIMED WATER	1,696.80
10/31/25	543028-53901-5000	JE002287	JE		R/C Pasco Cty Util Service 110425-ACH 09/15-10/15/25 Water	807.68
11/30/25	543028-53901-5000	FY26 STANDING	JE		S/U FY26 STANDING Utility - Reclaimed Water	1,500.00
12/01/25	543028-53901-5000	120225-ACH	VENDOR	PASCO COUNTY UTILITIES SERVICE - ACH	10/15-11/14/25 Water/Reclaimed Water	921.12
12/01/25	543028-53901-5000	JE002288	JE		R/C Pasco Cty Util Service 120225-ACH 10/15-11/14/25 Water	1,138.88
12/31/25	543028-53901-5000	ACCRUAL	JE		PASCO CTY UTILITES DECEMBER 2025	1,000.00
01/01/26	543028-53901-5000	ACCRUAL	JE		PASCO CTY UTILITES DECEMBER 2025	(1,000.00)
01/01/26	543028-53901-5000	JE002203	JE		REVERSE S/U FY26 STANDING WATER & SEWER	(800.00)
01/01/26	543028-53901-5000	JE002204	JE		REVERSE S/U FY26 STANDING WATER & SEWER	800.00
01/01/26	543028-53901-5000	JE002205	JE		REVERSE S/U FY26 STANDING RECLAIMED WATER	(1,500.00)
01/01/26	543028-53901-5000	020326-ACH	VENDOR	PASCO COUNTY UTILITIES SERVICE - ACH	BILL PRD 12/16-1/14/26	1,718.04
01/01/26	543028-53901-5000	JE002289	JE		R/C Pasco Cty Util Service 020326-ACH BILL PRD 12/16-01/14/26	642.08
01/06/26	543028-53901-5000	010626-ACH	VENDOR	PASCO COUNTY UTILITIES SERVICE - ACH	BILL PRD 11/14-12/16/25	2,092.72
01/06/26	543028-53901-5000	JE002290	JE		R/C Pasco Cty Util Service 010626-ACH BILL PRD 11/14-12/16/26	708.32
01/31/26	543028-53901-5000	ACCRUAL	JE		PASCO CTY UTILITES JANUARY 2026	2,000.00
02/01/26	543028-53901-5000	ACCRUAL	JE		PASCO CTY UTILITES JANUARY 2026	(2,000.00)
02/04/26	543028-53901-5000	020426-ACH	VENDOR	PASCO COUNTY UTILITIES SERVICE - ACH	BILL PRD 12/16-1/14/26	239.37
02/20/26	543028-53901-5000	JE002213	JE		Overpymt on Pymt 300077	(0.03)
02/28/26	543028-53901-5000	ACCRUAL	JE		ACCRUE FEB 26 PASCO CTY UTILITIES	1,000.00
03/01/26	543028-53901-5000	ACCRUAL	JE		ACCRUE FEB 26 PASCO CTY UTILITIES	(1,000.00)
03/05/26	543028-53901-5000	021226-ACH	VENDOR	PASCO COUNTY UTILITIES SERVICE - ACH	BILL PRD 1/14-2/12/26	1,998.79
03/05/26	543028-53901-5000	JE002291	JE		R/C Pasco Cty Util Service 021226-ACH BILL PRD 1/14-2/12/26	559.28
03/31/26	543028-53901-5000	ACCRUAL	JE		ACCRUE MAR 26 PASCO CTY UTILITIES	1,000.00
04/01/26	543028-53901-5000	ACCRUAL	JE		ACCRUE MAR 26 PASCO CTY UTILITIES	(1,000.00)
04/01/26	543028-53901-5000	040126-0575-ACH	VENDOR	PASCO COUNTY UTILITIES SERVICE - ACH	SVC PRD 2/12-3/16/26	903.95
04/01/26	543028-53901-5000	040126-0570-ACH	VENDOR	PASCO COUNTY UTILITIES SERVICE - ACH	SVC PRD 2/12-3/16/26	37.37
04/01/26	543028-53901-5000	040126-0560-ACH	VENDOR	PASCO COUNTY UTILITIES SERVICE - ACH	SVC PRD 2/12-3/16/26	431.27
04/01/26	543028-53901-5000	040126-0550-ACH	VENDOR	PASCO COUNTY UTILITIES SERVICE - ACH	SVC PRD 2/12-3/16/26	460.56
04/01/26	543028-53901-5000	040126-0555-ACH	VENDOR	PASCO COUNTY UTILITIES SERVICE - ACH	SVC PRD 2/12-3/16/26	441.37
04/01/26	543028-53901-5000	JE002292	JE		R/C Pasco Cty Util Service 060226-0555-ACH SVC PRD 4/15-5/15/26	(441.37)
04/30/26	543028-53901-5000	ACCRUAL	JE		ACCRUE APR 26 PASCO CTY UTILITIES	1,000.00
05/01/26	543028-53901-5000	ACCRUAL	JE		ACCRUE APR 26 PASCO CTY UTILITIES	(1,000.00)
05/04/26	543028-53901-5000	050426-0570-ACH	VENDOR	PASCO COUNTY UTILITIES SERVICE - ACH	SVC PRD 3/16-4/15/26	26.26
05/04/26	543028-53901-5000	050426-0560-ACH	VENDOR	PASCO COUNTY UTILITIES SERVICE - ACH	SVC PRD 3/16-4/15/26	243.41
05/04/26	543028-53901-5000	050426-0555-ACH	VENDOR	PASCO COUNTY UTILITIES SERVICE - ACH	SVC PRD 3/16-4/15/26	296.94
05/04/26	543028-53901-5000	050426-0550-ACH	VENDOR	PASCO COUNTY UTILITIES SERVICE - ACH	SVC PRD 3/16-4/15/26	295.93
05/04/26	543028-53901-5000	050426-0575-ACH	VENDOR	PASCO COUNTY UTILITIES SERVICE - ACH	SVC PRD 3/16-4/15/26	779.72
05/04/26	543028-53901-5000	JE002293	JE		R/C Pasco Cty Util Service 050426-0555-ACH SVC PRD 3/16-4/15/26	(296.94)
05/31/26	543028-53901-5000	ACCRUAL	JE		ACCRUE MAY 26 PASCO CTY UTILITIES	1,000.00
06/01/26	543028-53901-5000	ACCRUAL	JE		ACCRUE MAY 26 PASCO CTY UTILITIES	(1,000.00)
06/05/26	543028-53901-5000	24565662	VENDOR	PASCO COUNTY UTILITIES SERVICE - ACH	svc prd 4/15-5/15/26	276.74
06/05/26	543028-53901-5000	060221-0575-ACH	VENDOR	PASCO COUNTY UTILITIES SERVICE - ACH	SVC PRD 4/15-5/15/26	586.81
06/05/26	543028-53901-5000	060226-0570-ACH	VENDOR	PASCO COUNTY UTILITIES SERVICE - ACH	SVC PRD 4/15-5/15/26	20.20
06/05/26	543028-53901-5000	060226-0555-ACH	VENDOR	PASCO COUNTY UTILITIES SERVICE - ACH	SVC PRD 4/15-5/15/26	330.27

Oakstead Community Development District

Expenditure Report - General Fund

For the Period(s) from Oct 01, 2025 to Sep 30, 2026

(Sorted by Department)

Posting Date	Account #	Document #	Trans. Type	Vendor Name	Description	Amount
06/05/26	543028-53901-5000	JE002294	JE		R/C Pasco Cty Util Service 060226-0555-ACH SVC PRD 4/15-5/15/26	(330.27)
06/30/26	543028-53901-5000	ACCRUAL	JE		ACCRUE JUNE 26 PASCO CTY UTILITIES	1,000.00
07/01/26	543028-53901-5000	ACCRUAL	JE		ACCRUE JUNE 26 PASCO CTY UTILITIES	(1,000.00)
07/08/26	543028-53901-5000	070226-0575-ACH	VENDOR	PASCO COUNTY UTILITIES SERVICE - ACH	SVC PRD 5/18-6/16/26	817.09
07/08/26	543028-53901-5000	070226-0555-ACH	VENDOR	PASCO COUNTY UTILITIES SERVICE - ACH	SVC PRD 5/15-6/16/26	458.54
07/08/26	543028-53901-5000	24742854	VENDOR	PASCO COUNTY UTILITIES SERVICE - ACH	SVC PRD 5/15-6/16/26	29.29
07/08/26	543028-53901-5000	070226-0550-ACH	VENDOR	PASCO COUNTY UTILITIES SERVICE - ACH	SVC PRD 5/15-6/16/26	382.79
07/08/26	543028-53901-5000	JE002295	JE		R/C Pasco Cty Util Service 070226-0555-ACH SVC PRD 5/15-6/15/26	(458.54)
07/31/26	543028-53901-5000	ACCRUAL	JE		ACCRUE JULY 26 PASCO CTY UTILITIES	1,000.00
08/01/26	543028-53901-5000	ACCRUAL	JE		ACCRUE JULY 26 PASCO CTY UTILITIES	(1,000.00)
08/14/26	543028-53901-5000	080426-0570-ACH	VENDOR	PASCO COUNTY UTILITIES SERVICE - ACH	SVC PRD 6/16-7/16/26	43.43
08/14/26	543028-53901-5000	080426-0575-ACH	VENDOR	PASCO COUNTY UTILITIES SERVICE - ACH	SVC PRD 6/16-7/16/26	855.47
08/14/26	543028-53901-5000	080426-0550-ACH	VENDOR	PASCO COUNTY UTILITIES SERVICE - ACH	SVC PRD 6/16-7/16/26	451.47
08/14/26	543028-53901-5000	080426-0555-ACH	VENDOR	PASCO COUNTY UTILITIES SERVICE - ACH	SVC PRD 6/16-7/16/26	607.01
08/14/26	543028-53901-5000	JE002296	JE		R/C Pasco Cty Util Service 080426-0555-ACH SVC PRD 6/16-7/16/26	(607.01)
08/31/26	543028-53901-5000	ACCRUAL	JE		ACCRUE AUG 26 PASCO CTY UTILITIES	1,000.00
09/01/26	543028-53901-5000	ACCRUAL	JE		ACCRUE AUG 26 PASCO CTY UTILITIES	(1,000.00)
09/01/26	543028-53901-5000	JE002284	JE		Pasco Cty Util - SVC PRD 07/16-08/14/26	724.88
09/10/26	543028-53901-5000	090226-0575-ACH	VENDOR	PASCO COUNTY UTILITIES SERVICE - ACH	SVC PRD 7/16-8/14/26	1,087.77
09/10/26	543028-53901-5000	090226-0570-ACH	VENDOR	PASCO COUNTY UTILITIES SERVICE - ACH	SVC PRD 7/16-8/14/26	38.38
09/10/26	543028-53901-5000	090226-0555-ACH	VENDOR	PASCO COUNTY UTILITIES SERVICE - ACH	SVC PRD 7/16-8/14/26	668.62
09/10/26	543028-53901-5000	090226-0550-ACH	VENDOR	PASCO COUNTY UTILITIES SERVICE - ACH	SVC PRD 7/16-8/14/26	500.96
09/10/26	543028-53901-5000	JE002297	JE		R/C Pasco Cty Util Service 090226-0555-ACH SVC PRD 7/16-8/14/26	(668.62)
09/30/26	543028-53901-5000	ACCRUAL	JE		ACCRUE SEPT 26 PASCO CTY UTILITIES	1,000.00
					YTD Total	22,516.80
					Annual Budget	$22,920.96
					Amount Remaining / (Budget overage)	*$404.16*
					% of Budget	*98.2%*
Account Name: Insurance - Property						
10/01/25	545001-53901-5000	155000 TO 545001	JE		Prepaid-FY26 Property Insurance per policy	56,100.00
					YTD Total	56,100.00
					Annual Budget	$0.00
					Amount Remaining / (Budget overage)	*($56,100.00)*
					% of Budget	*n/a*
Account Name: R&M-Electrical						
11/03/25	546020-53901-5000	25183	VENDOR	HIMES ELECTRICAL SERVICE, INC.	Service Call Found No Issues	140.00
11/17/25	546020-53901-5000	25205	VENDOR	HIMES ELECTRICAL SERVICE, INC.	Replace GFI North Side of Courtyard	193.00
07/14/26	546020-53901-5000	JE002271	JE		R/C Himes Elect Serv, Inc. Pool Circuit Breaker & Underground Splice	397.74
					YTD Total	730.74
					Annual Budget	$1,500.00
					Amount Remaining / (Budget overage)	*$769.26*
					% of Budget	*48.7%*

Oakstead Community Development District

Expenditure Report - General Fund

For the Period(s) from Oct 01, 2025 to Sep 30, 2026

(Sorted by Department)

Posting Date	Account #	Document #	Trans. Type	Vendor Name	Description	Amount
Account Name: R&M-Gate						
10/03/25	546034-53901-5000	17960	VENDOR	COMPLETE I.T.	Keswick Ent Gate-Loop Module Adjust Sensativity	330.00
10/09/25	546034-53901-5000	17982	VENDOR	COMPLETE I.T.	10/9/25 Tanglewyld replace touchscreen	1,883.83
10/20/25	546034-53901-5000	18032	VENDOR	COMPLETE I.T.	2 HRS -For onsite diagnosis of Hillington gate. More details in Ticket	330.00
11/13/25	546034-53901-5000	18286	VENDOR	COMPLETE I.T.	Ballastone Display Replacement for Liftmaster CAPXL	1,883.83
11/19/25	546034-53901-5000	18315	VENDOR	COMPLETE I.T.	Brenford Main Board Replacement	2,990.45
02/06/26	546034-53901-5000	JE002217	JE		Complete I.T. Quarterly Gate Maintenance Q1 2026	1,800.00
02/13/26	546034-53901-5000	19151	VENDOR	COMPLETE I.T.	TROUBLESHOOTING KESWICK GATE CALL BOX	330.00
02/19/26	546034-53901-5000	19180	VENDOR	COMPLETE I.T.	Diagnosis of Keswick gate	330.00
02/25/26	546034-53901-5000	JE002218	JE		Complete I.T. Troubleshooting Hillington Call Box and Gate	330.00
02/25/26	546034-53901-5000	JE002219	JE		Complete I.T. Tech Labor & Yelp Siren	450.00
02/25/26	546034-53901-5000	JE002220	JE		Complete I.T. Tech Labor & Yelp Siren	330.00
03/12/26	546034-53901-5000	19445	VENDOR	COMPLETE I.T.	Tech Labor	330.00
03/31/26	546034-53901-5000	JE002235	JE		Complete IT Liftmaster, Tech Labor	1,500.00
04/01/26	546034-53901-5000	0000055646	VENDOR	BEND CORPORATION	GATE LOCK	303.00
04/01/26	546034-53901-5000	JE002241	JE		The Chamberlain Group Inv 7006610584 60 Remotes	521.97
04/16/26	546034-53901-5000	19750	VENDOR	COMPLETE I.T.	2 hours tech service on Office	330.00
04/17/26	546034-53901-5000	0000055913	VENDOR	BEND CORPORATION	Weymouth Pedestrian Gate Lock	295.00
04/21/26	546034-53901-5000	26-9435	VENDOR	MOZART'S ARTISTIC DESIGNS	Weymouth Gate Repair	746.90
05/04/26	546034-53901-5000	19961	VENDOR	COMPLETE I.T.	Liftmaster Community App	510.00
05/14/26	546034-53901-5000	20025	VENDOR	COMPLETE I.T.	Tech Labor Ashmont Exit Gate	330.00
05/20/26	546034-53901-5000	20099	VENDOR	COMPLETE I.T.	Tech Labor Marchmont Gate	330.00
06/01/26	546034-53901-5000	20257	VENDOR	COMPLETE I.T.	Liftmaster Community App	510.00
06/30/26	546034-53901-5000	20440	VENDOR	COMPLETE I.T.	Liftmaster CAPXLV Door Board w/Cover	770.95
07/01/26	546034-53901-5000	20580	VENDOR	COMPLETE I.T.	Liftmaster Community App	510.00
07/06/26	546034-53901-5000	20645	VENDOR	COMPLETE I.T.	Internet Issue Ballastone, Brenford, Strathmore, Weymouth	1,401.13
07/31/26	546034-53901-5000	26-9604	VENDOR	MOZART'S ARTISTIC DESIGNS	7/23/26 Ballastone Gate Repairs	2,095.00
08/01/26	546034-53901-5000	20890	VENDOR	COMPLETE I.T.	Liftmaster Community App	510.00
08/06/26	546034-53901-5000	20958	VENDOR	COMPLETE I.T.	Ruggedized IP67	2,831.92
09/01/26	546034-53901-5000	21217	VENDOR	COMPLETE I.T.	Liftmaster Community App	510.00
09/02/26	546034-53901-5000	JE002299	JE		R/C Complete IT Hillington Gate New Power Strip	330.00
09/03/26	546034-53901-5000	26-9674	VENDOR	MOZART'S ARTISTIC DESIGNS	Brentford Lock Box & Weld Pickets	725.00
09/08/26	546034-53901-5000	0000057703	VENDOR	BEND CORPORATION	Remove & Reinstall Gate Latch	155.00
09/13/26	546034-53901-5000	JE002300	JE		R/C Complete IT Hanwha Vandal Replacing Camera	330.00
09/13/26	546034-53901-5000	JE002301	JE		R/C Complete IT Tanflewylde SOS Help Siren	709.60
09/30/26	546034-53901-5000	0000057977	VENDOR	BEND CORPORATION	Install Brenford Marks Gate Latch	530.00
					YTD Total	28,103.58
					Annual Budget	$10,000.00
					Amount Remaining / (Budget overage)	*($18,103.58)*
					% of Budget	*281.0%*

Oakstead Community Development District

Expenditure Report - General Fund

For the Period(s) from Oct 01, 2025 to Sep 30, 2026

(Sorted by Department)

Posting Date	Account #	Document #	Trans. Type	Vendor Name	Description	Amount
Account Name: R&M-Other Landscape						
10/13/25	546036-53901-5000	361951	VENDOR	LANDSCAPE MAINTENANCE PROFESSIONALS	10/11/25 Tanglewylde tree removal	2,250.00
10/27/25	546036-53901-5000	363353	VENDOR	LANDSCAPE MAINTENANCE PROFESSIONALS	Tree Removal on Lake Patience Rd	300.00
10/30/25	546036-53901-5000	363965	VENDOR	LANDSCAPE MAINTENANCE PROFESSIONALS	Enhancement Keswick Entrance	954.00
10/30/25	546036-53901-5000	363964	VENDOR	LANDSCAPE MAINTENANCE PROFESSIONALS	Enhancement Oakstead Entrance Center	19,764.00
10/30/25	546036-53901-5000	363963	VENDOR	LANDSCAPE MAINTENANCE PROFESSIONALS	Enhancement Across Clubhouse & Oakstead Blvd	7,546.50
10/31/25	546036-53901-5000	364141	VENDOR	LANDSCAPE MAINTENANCE PROFESSIONALS	Enhancement Brenford Entrance	2,430.00
11/14/25	546036-53901-5000	367803	VENDOR	JUNIPER LANDSCAPING OF FLORIDA LLC	Clubhouse Parking Lot Viburnum Hedges	1,759.50
11/14/25	546036-53901-5000	367804	VENDOR	JUNIPER LANDSCAPING OF FLORIDA LLC	Oakstead Blvd Plant Refill	3,780.00
11/19/25	546036-53901-5000	368329	VENDOR	JUNIPER LANDSCAPING OF FLORIDA LLC	Enhancement WeyMouth Entrance	3,393.00
01/15/26	546036-53901-5000	377691	VENDOR	JUNIPER LANDSCAPING OF FLORIDA LLC	SOD REPLACEMENT	1,235.00
01/16/26	546036-53901-5000	378078	VENDOR	JUNIPER LANDSCAPING OF FLORIDA LLC	STUMP GRINDING	175.00
02/23/26	546036-53901-5000	383231	VENDOR	JUNIPER LANDSCAPING OF FLORIDA LLC	Oakstead Cdd Second Center Median island Plant removal Sod	2,730.00
03/30/26	546036-53901-5000	388462	VENDOR	JUNIPER LANDSCAPING OF FLORIDA LLC	Oakstead Cdd Clubhouse Crotton Plant Replacement	2,090.00
05/01/26	546036-53901-5000	JE002256	JE		R/C Landscape Maint Prof Inv 363965 Enhancement Keswick Entrance	(954.00)
05/01/26	546036-53901-5000	JE002256	JE		R/C Landscape Maint Prof Inv 363964 Enhancement Oakstead Entrance	(19,764.00)
05/01/26	546036-53901-5000	JE002256	JE		R/C Landscape Maint Prof Inv 363963 Enhancement across Clubshouse	(7,546.50)
05/01/26	546036-53901-5000	JE002256	JE		R/C Landscape Maint Prof Inv 363963 Enhancement Brenford Entrance	(2,430.00)
05/01/26	546036-53901-5000	JE002256	JE		R/C Landscape Maint Prof Inv 363963 Enhancement Weymouth Entranc	(3,393.00)
05/06/26	546036-53901-5000	394185	VENDOR	JUNIPER LANDSCAPING OF FLORIDA LLC	Bush Hogging Services	2,307.90
06/30/26	546036-53901-5000	401468	VENDOR	JUNIPER LANDSCAPING OF FLORIDA LLC	Enhancements Entrance	2,962.50
06/30/26	546036-53901-5000	401467	VENDOR	JUNIPER LANDSCAPING OF FLORIDA LLC	Enhancements Manassas & Oakstead Blvd	378.00
					YTD Total	19,967.90
					Annual Budget	$10,000.00
					Amount Remaining / (Budget overage)	*($9,967.90)*
					% of Budget	*199.7%*

Oakstead Community Development District

Expenditure Report - General Fund

For the Period(s) from Oct 01, 2025 to Sep 30, 2026

(Sorted by Department)

Posting Date	Account #	Document #	Trans. Type	Vendor Name	Description	Amount
Account Name: R&M-Irrigation						
11/13/25	546041-53901-5000	18285	VENDOR	COMPLETE I.T.	Laptop for Irrigation Pressure Testing	1,279.99
12/12/25	546041-53901-5000	373090	VENDOR	JUNIPER LANDSCAPING OF FLORIDA LLC	12/3/25 Clubhouse Sprinkler Repairs	84.75
12/12/25	546041-53901-5000	373091	VENDOR	JUNIPER LANDSCAPING OF FLORIDA LLC	12/3/25 Marchmont Wet Check Repairs	38.31
12/12/25	546041-53901-5000	373092	VENDOR	JUNIPER LANDSCAPING OF FLORIDA LLC	12/2/25 Keswick Entr Irrigation Rprs	718.12
12/22/25	546041-53901-5000	373960	VENDOR	JUNIPER LANDSCAPING OF FLORIDA LLC	IRRIGATION REPAIRS	587.06
12/22/25	546041-53901-5000	373961	VENDOR	JUNIPER LANDSCAPING OF FLORIDA LLC	IRRIGATION REPAIRS	1,003.24
01/19/26	546041-53901-5000	378222	VENDOR	JUNIPER LANDSCAPING OF FLORIDA LLC	IRR REPAIRS	250.00
01/19/26	546041-53901-5000	378220	VENDOR	JUNIPER LANDSCAPING OF FLORIDA LLC	IRRIGATION REPAIRS	1,205.44
01/19/26	546041-53901-5000	378221	VENDOR	JUNIPER LANDSCAPING OF FLORIDA LLC	6 Irrigation Repair-Keswick/Clubhouse-Valve	978.20
01/19/26	546041-53901-5000	378219	VENDOR	JUNIPER LANDSCAPING OF FLORIDA LLC	IRRIGATION	160.84
01/19/26	546041-53901-5000	378218	VENDOR	JUNIPER LANDSCAPING OF FLORIDA LLC	Repair-Ballastone-Valve Replacement	623.27
01/26/26	546041-53901-5000	378661	VENDOR	JUNIPER LANDSCAPING OF FLORIDA LLC	IRR REPAIRS	917.37
02/02/26	546041-53901-5000	380486	VENDOR	JUNIPER LANDSCAPING OF FLORIDA LLC	DEC IRR REPAIRS	411.77
02/02/26	546041-53901-5000	380487	VENDOR	JUNIPER LANDSCAPING OF FLORIDA LLC	DEC IRR REPAIRS	739.99
02/18/26	546041-53901-5000	020226-0316	VENDOR	LOWE'S COMPANIES	R&M CLUBHOUSE	258.68
02/23/26	546041-53901-5000	383217	VENDOR	JUNIPER LANDSCAPING OF FLORIDA LLC	February 2026 Irrigation Repair-Keswick Controller-Valve	644.43
02/23/26	546041-53901-5000	383214	VENDOR	JUNIPER LANDSCAPING OF FLORIDA LLC	January 2026 Completed Wet Check Repairs-Marchmont	94.45
02/23/26	546041-53901-5000	383216	VENDOR	JUNIPER LANDSCAPING OF FLORIDA LLC	January 2026 Irrigation Repair-Weymouth Controller-Diagnostic	390.00
02/23/26	546041-53901-5000	383215	VENDOR	JUNIPER LANDSCAPING OF FLORIDA LLC	January 2026 Completed Wet Check Repairs-Weymouth	288.99
02/27/26	546041-53901-5000	384064	VENDOR	JUNIPER LANDSCAPING OF FLORIDA LLC	Backflow System Repair	3,955.00
03/01/26	546041-53901-5000	46917-1	VENDOR	NIAGARA SPRINKLER SYSTEMS INC	IRR REPAIRS	110.00
03/02/26	546041-53901-5000	384985	VENDOR	JUNIPER LANDSCAPING OF FLORIDA LLC	February 2026 Irrigation Repair-Keswick & Club House	2,138.52
03/10/26	546041-53901-5000	JE002236	JE		Lowes	149.27
03/30/26	546041-53901-5000	388477	VENDOR	JUNIPER LANDSCAPING OF FLORIDA LLC	January 2026 Irrigation Repair	1,582.08
03/31/26	546041-53901-5000	JE002252	JE		R/C Juniper Landscaping March 26 Wet Check Repairs	414.20
03/31/26	546041-53901-5000	JE002252	JE		R/C Juniper Landscaping March 26 Wet Check Repairs	(414.20)
04/02/26	546041-53901-5000	JE002253	JE		Juniper Landscaping Inv 391280 March 26 Completed Wet Check Repair	414.20
04/30/26	546041-53901-5000	392698	VENDOR	JUNIPER LANDSCAPING OF FLORIDA LLC	IRRIGATION REPAIRS	82.50
04/30/26	546041-53901-5000	392697	VENDOR	JUNIPER LANDSCAPING OF FLORIDA LLC	IRRIGATION REPAIRS	163.80
05/01/26	546041-53901-5000	395532	VENDOR	JUNIPER LANDSCAPING OF FLORIDA LLC	Irrigation Repairs	124.14
05/01/26	546041-53901-5000	395531	VENDOR	JUNIPER LANDSCAPING OF FLORIDA LLC	Irrigation Repairs	222.35
05/01/26	546041-53901-5000	396015	VENDOR	JUNIPER LANDSCAPING OF FLORIDA LLC	Irrigation Repairs	853.53
05/01/26	546041-53901-5000	396016	VENDOR	JUNIPER LANDSCAPING OF FLORIDA LLC	Irrigation Repairs	94.06
05/22/26	546041-53901-5000	395530	VENDOR	JUNIPER LANDSCAPING OF FLORIDA LLC	Irrigation Repairs	1,844.16
06/15/26	546041-53901-5000	401640	VENDOR	JUNIPER LANDSCAPING OF FLORIDA LLC	IRRIGATION REPAIRS JUNE Marchmont Cont	152.67
06/30/26	546041-53901-5000	401642	VENDOR	JUNIPER LANDSCAPING OF FLORIDA LLC	IRRIGATION REPAIRS JUNE Keswick	176.91
06/30/26	546041-53901-5000	401638	VENDOR	JUNIPER LANDSCAPING OF FLORIDA LLC	IRRIGATION REPAIRS JUNE Ballastone Cont	92.03
06/30/26	546041-53901-5000	401639	VENDOR	JUNIPER LANDSCAPING OF FLORIDA LLC	IRRIGATION REPAIRS JUNE Keswick Cont	1,498.08
06/30/26	546041-53901-5000	401641	VENDOR	JUNIPER LANDSCAPING OF FLORIDA LLC	IRRIGATION REPAIRS JUNE Weymouth Cont	441.00
06/30/26	546041-53901-5000	401913	VENDOR	JUNIPER LANDSCAPING OF FLORIDA LLC	IRRIGATION REPAIRS JUNE	504.18
06/30/26	546041-53901-5000	401912	VENDOR	JUNIPER LANDSCAPING OF FLORIDA LLC	IRRIGATION REPAIRS JUNE Clubhouse	274.40
06/30/26	546041-53901-5000	401914	VENDOR	JUNIPER LANDSCAPING OF FLORIDA LLC	IRRIGATION REPAIRS JUNE Weymouth	94.94
06/30/26	546041-53901-5000	401911	VENDOR	JUNIPER LANDSCAPING OF FLORIDA LLC	IRRIGATION REPAIRS JUNE Marchmont	76.61
07/03/26	546041-53901-5000	406334	VENDOR	JUNIPER LANDSCAPING OF FLORIDA LLC	IRRIGATION REPAIRS JUNE ENTRANCE	92.36

Oakstead Community Development District

Expenditure Report - General Fund

For the Period(s) from Oct 01, 2025 to Sep 30, 2026

(Sorted by Department)

Posting Date	Account #	Document #	Trans. Type	Vendor Name	Description	Amount
08/21/26	546041-53901-5000	409766	VENDOR	JUNIPER LANDSCAPING OF FLORIDA LLC	IRRIGATION REPAIRS JUL MARCHMONT	202.73
08/21/26	546041-53901-5000	409764	VENDOR	JUNIPER LANDSCAPING OF FLORIDA LLC	IRRIGATION REPAIRS JUL ENTRANCE	82.50
08/21/26	546041-53901-5000	409765	VENDOR	JUNIPER LANDSCAPING OF FLORIDA LLC	IRRIGATION REPAIRS JUL CLUBHOUSE	65.75
08/21/26	546041-53901-5000	409763	VENDOR	JUNIPER LANDSCAPING OF FLORIDA LLC	IRRIGATION REPAIRS JUL KESWICK	159.94
09/01/26	546041-53901-5000	415118	VENDOR	JUNIPER LANDSCAPING OF FLORIDA LLC	IRRIGATION REPAIRS AUG	370.34
09/01/26	546041-53901-5000	415117	VENDOR	JUNIPER LANDSCAPING OF FLORIDA LLC	IRRIGATION REPAIRS AUG Keswick	146.89
09/01/26	546041-53901-5000	415114	VENDOR	JUNIPER LANDSCAPING OF FLORIDA LLC	IRRIGATION REPAIRS AUG	184.40
09/01/26	546041-53901-5000	415115	VENDOR	JUNIPER LANDSCAPING OF FLORIDA LLC	IRRIGATION REPAIRS AUG Clubhouse	112.20
09/01/26	546041-53901-5000	415116	VENDOR	JUNIPER LANDSCAPING OF FLORIDA LLC	IRRIGATION REPAIRS AUG Weymouth	271.12
09/01/26	546041-53901-5000	415112	VENDOR	JUNIPER LANDSCAPING OF FLORIDA LLC	IRRIGATION REPAIRS JUL	195.00
09/01/26	546041-53901-5000	415113	VENDOR	JUNIPER LANDSCAPING OF FLORIDA LLC	IRRIGATION REPAIRS AUG Marchmont	120.81
09/23/26	546041-53901-5000	418523	VENDOR	JUNIPER LANDSCAPING OF FLORIDA LLC	IRRIGATION REPAIRS SEP Keswick	171.04
09/30/26	546041-53901-5000	418521	VENDOR	JUNIPER LANDSCAPING OF FLORIDA LLC	IRRIGATION REPAIRS SEP Weymouth	98.09
09/30/26	546041-53901-5000	418524	VENDOR	JUNIPER LANDSCAPING OF FLORIDA LLC	IRRIGATION REPAIRS SEP Entrance	108.19
09/30/26	546041-53901-5000	418522	VENDOR	JUNIPER LANDSCAPING OF FLORIDA LLC	IRRIGATION REPAIRS SEP Marchmont	37.80
					YTD Total	28,138.49
					Annual Budget	$22,000.00
					Amount Remaining / (Budget overage)	*($6,138.49)*
					% of Budget	*127.9%*

Account Name: R&M-Other Field

10/12/25	546063-53901-5000	23013	VENDOR	CROSSCREEK ENVIRONMENTAL	PONDS 5A AND 5C MECHANICAL VEGETATION REMOVAL	3,195.00
10/31/25	546063-53901-5000	110225-0316-ACH	VENDOR	LOWE'S COMPANIES	Lowes: 10/13/25-10/31/25 CC Purchases	50.65
10/31/25	546063-53901-5000	110225-0316-ACH	VENDOR	LOWE'S COMPANIES	Lowes: 10/13/25-10/31/25 CC Purchases	18.98
10/31/25	546063-53901-5000	110225-0316-ACH	VENDOR	LOWE'S COMPANIES	Lowes: 10/13/25-10/31/25 CC Purchases	(30.24)
10/31/25	546063-53901-5000	110225-0316-ACH	VENDOR	LOWE'S COMPANIES	Lowes: 10/13/25-10/31/25 CC Purchases	71.20
11/01/25	546063-53901-5000	102625-8900-ACH	VENDOR	TRUIST BANK-8900 ACH from #5221	TRUIST 10/6/25-10/24/25 CC Purchases (Luis)	11.00
11/01/25	546063-53901-5000	102625-8900-ACH	VENDOR	TRUIST BANK-8900 ACH from #5221	TRUIST 10/6/25-10/24/25 CC Purchases (Luis)	17.12
11/01/25	546063-53901-5000	102625-8900-ACH	VENDOR	TRUIST BANK-8900 ACH from #5221	TRUIST 10/6/25-10/24/25 CC Purchases (Luis)	11.60
11/01/25	546063-53901-5000	102625-8900-ACH	VENDOR	TRUIST BANK-8900 ACH from #5221	TRUIST 10/6/25-10/24/25 CC Purchases (Luis)	13.00
11/03/25	546063-53901-5000	1234	VENDOR	dba POP N ART WOODWORKS	Remove Playground & Haul Away	100.00
12/01/25	546063-53901-5000	112625-8900-ACH	VENDOR	TRUIST BANK-8900 ACH from #5221	NOV PURCHASES	14.46
12/01/25	546063-53901-5000	112625-8900-ACH	VENDOR	TRUIST BANK-8900 ACH from #5221	NOV PURCHASES	15.31
12/01/25	546063-53901-5000	112625-8900-ACH	VENDOR	TRUIST BANK-8900 ACH from #5221	NOV PURCHASES	34.99
12/01/25	546063-53901-5000	112625-8900-ACH	VENDOR	TRUIST BANK-8900 ACH from #5221	NOV PURCHASES	13.50
12/01/25	546063-53901-5000	112625-8900-ACH	VENDOR	TRUIST BANK-8900 ACH from #5221	NOV PURCHASES	13.00
12/01/25	546063-53901-5000	112625-8900-ACH	VENDOR	TRUIST BANK-8900 ACH from #5221	NOV PURCHASES	14.00
12/08/25	546063-53901-5000	120225-0316-ACH	VENDOR	LOWE'S COMPANIES	Lowes 11/6-28/25 CC Purchases	131.26
12/26/25	546063-53901-5000	122625-8900-ACH	VENDOR	TRUIST BANK-8900 ACH from #5221	DEC PURCHASES	396.99
01/12/26	546063-53901-5000	010226-0316	VENDOR	LOWE'S COMPANIES	Lowes 11/6-28/25 CC Purchases	116.73
01/13/26	546063-53901-5000	011326-	VENDOR	LUIS CHAGUACEDA	Mileage Report	145.00
01/26/26	546063-53901-5000	012626-8900-ACH	VENDOR	TRUIST BANK-8900 ACH from #5221	Truist Bank CC 12/27/25 - 01/26/26	57.73
01/30/26	546063-53901-5000	JE002221	JE		HMJ Services LLC DBA Magic Bubbles - Long Bridge	1,500.00
02/04/26	546063-53901-5000	JE002222	JE		HMJ Services LLC DBA Magic Bubbles - Wooden Bridge cleaning	750.00
02/12/26	546063-53901-5000	24191	VENDOR	CROSSCREEK ENVIRONMENTAL	Mechanical Vegetation Removal	7,455.00

Oakstead Community Development District

Expenditure Report - General Fund

For the Period(s) from Oct 01, 2025 to Sep 30, 2026

(Sorted by Department)

Posting Date	Account #	Document #	Trans. Type	Vendor Name	Description	Amount
02/12/26	546063-53901-5000	24652	VENDOR	CROSSCREEK ENVIRONMENTAL	Ponds 5A and 5C Debris Removal	3,800.00
03/09/26	546063-53901-5000	022626-8900-ACH	VENDOR	TRUIST BANK-8900 ACH from #5221	cardholder activity	51.51
03/10/26	546063-53901-5000	030226-0316-ACH	VENDOR	LOWE'S COMPANIES	Lowes	132.54
03/17/26	546063-53901-5000	26-9382	VENDOR	MOZART'S ARTISTIC DESIGNS	Hillinton gate lock box repair	683.83
04/17/26	546063-53901-5000	040226-0316-ACH	VENDOR	LOWE'S COMPANIES	Office Supplies	97.24
04/20/26	546063-53901-5000	032626-8900-ACH	VENDOR	TRUIST BANK-8900 ACH from #5221	MARCH PURCHASES	82.50
05/01/26	546063-53901-5000	042626-8900-ACH	VENDOR	TRUIST BANK-8900 ACH from #5221	Office Supplies	85.75
05/01/26	546063-53901-5000	043026-LT	VENDOR	LYNN TEMPERA	MILEAGE	134.13
05/01/26	546063-53901-5000	043026-LC	VENDOR	LUIS CHAGUACEDA	MILEAGE REIMB	58.00
05/02/26	546063-53901-5000	050226-0316-ACH	VENDOR	LOWE'S COMPANIES	April Charges	445.96
06/03/26	546063-53901-5000	2160-9922	VENDOR	FASTSIGNS	Signs	572.50
06/08/26	546063-53901-5000	052626-8900-ACH	VENDOR	TRUIST BANK-8900 ACH from #5221	APRIL/MAY PURCHASES	20.01
06/08/26	546063-53901-5000	052626-8900-ACH	VENDOR	TRUIST BANK-8900 ACH from #5221	APRIL/MAY PURCHASES	22.01
06/08/26	546063-53901-5000	052626-8900-ACH	VENDOR	TRUIST BANK-8900 ACH from #5221	APRIL/MAY PURCHASES	19.90
06/08/26	546063-53901-5000	052626-8900-ACH	VENDOR	TRUIST BANK-8900 ACH from #5221	APRIL/MAY PURCHASES	20.00
06/08/26	546063-53901-5000	052626-8900-ACH	VENDOR	TRUIST BANK-8900 ACH from #5221	APRIL/MAY PURCHASES	189.96
06/09/26	546063-53901-5000	060226-0316	VENDOR	LOWE'S COMPANIES	May Charges	221.82
07/01/26	546063-53901-5000	062626-8900-ACH	VENDOR	TRUIST BANK-8900 ACH from #5221	JUNE PURCHASES	90.79
07/13/26	546063-53901-5000	070226-0316	VENDOR	LOWE'S COMPANIES	June Charges	271.03
08/06/26	546063-53901-5000	072626-8900	VENDOR	TRUIST BANK-8900 ACH from #5221	JULY PURCHASES	2,304.77
08/27/26	546063-53901-5000	080226-0316-ACH	VENDOR	LOWE'S COMPANIES	Credit Memo 000260	(71.99)
08/28/26	546063-53901-5000	080226-0316-ACH	VENDOR	LOWE'S COMPANIES	JULY PURCHASES	128.09
09/14/26	546063-53901-5000	082626-8900-ACH	VENDOR	TRUIST BANK-8900 ACH from #5221	JULY / AUG PURCHASES	137.62
09/15/26	546063-53901-5000	090226-9031-ACH	VENDOR	LOWE'S COMPANIES	AUG PURCHASES	592.26
					YTD Total	24,206.51
					Annual Budget	$13,812.96
					Amount Remaining / (Budget overage)	*($10,393.55)*
					% of Budget	*175.2%*

Account Name: R&M-Sidewalks

03/20/26	546084-53901-5000	1165918	VENDOR	INFRAMARK LLC	Maintenance services	2,674.00
06/15/26	546084-53901-5000	1347	VENDOR	dba POP N ART WOODWORKS	Remove Sidewalk panels	600.00
09/02/26	546084-53901-5000	1170078	VENDOR	INFRAMARK LLC	Pour 25x4 FT pf Sidewalk	2,524.00
					YTD Total	5,798.00
					Annual Budget	$10,000.00
					Amount Remaining / (Budget overage)	*$4,202.00*
					% of Budget	*58.0%*

Oakstead Community Development District

Expenditure Report - General Fund

For the Period(s) from Oct 01, 2025 to Sep 30, 2026

(Sorted by Department)

Posting Date	Account #	Document #	Trans. Type	Vendor Name	Description	Amount
Account Name: R&M-Trees and Trimming						
10/09/25	546099-53901-5000	361773	VENDOR	LANDSCAPE MAINTENANCE PROFESSIONALS	10/1/25 Palm Tree Debooting	2,160.00
10/20/25	546099-53901-5000	362816	VENDOR	LANDSCAPE MAINTENANCE PROFESSIONALS	10/20/25-11/19/25 -BASKETBALL COURT PALM TREE DEBOOTING	900.00
02/20/26	546099-53901-5000	2465	VENDOR	A-Z TREE SERVICE	Tree removal and grind	900.00
					YTD Total	3,960.00
					Annual Budget	$16,000.00
					Amount Remaining / (Budget overage)	*$12,040.00*
					% of Budget	*24.8%*
Account Name: R&M-Landscape Lighting						
12/03/25	546308-53901-5000	122503	VENDOR	DAVID M. BECHTEL	LIIGHTING SVC / CRISTMAS LIGHTS	630.00
01/26/26	546308-53901-5000	012604	VENDOR	DAVID M. BECHTEL	Replace light and transformer	858.00
02/19/26	546308-53901-5000	022611	VENDOR	DAVID M. BECHTEL	Transformer replacement	543.00
03/06/26	546308-53901-5000	022612	VENDOR	DAVID M. BECHTEL	2-wac flood light fixtures	583.00
03/09/26	546308-53901-5000	021926-	VENDOR	DAVID M. BECHTEL	Downtight fixtures	583.00
03/24/26	546308-53901-5000	032610	VENDOR	DAVID M. BECHTEL	Replaced bulbs	837.00
05/13/26	546308-53901-5000	1130	VENDOR	TIMELESS LANDSCAPE CREATIONS	Repair Landscape Lighting	450.00
07/01/26	546308-53901-5000	062605	VENDOR	DAVID M. BECHTEL	Service All Community Landscape Lighting	550.00
07/15/26	546308-53901-5000	070526	VENDOR	DAVID M. BECHTEL	Universal 600-watt 12-22 Volt Tap	399.00
					YTD Total	5,433.00
					Annual Budget	$2,000.00
					Amount Remaining / (Budget overage)	*($3,433.00)*
					% of Budget	*271.7%*
Account Name: Misc-Holiday Lighting						
10/01/25	549028-53901-5000	155000 TO 549028	JE		Prepaid-Decorating Elves Inv I231826542 Deposit pd in August	3,200.38
11/11/25	549028-53901-5000	I231827008	VENDOR	DECORATING ELVES, INC	PIF-HOLIDAY LIGHTING (FY26 Expense)	5,938.57
12/03/25	549028-53901-5000	122503	VENDOR	DAVID M. BECHTEL	LIIGHTING SVC / CRISTMAS LIGHTS	300.00
02/14/26	549028-53901-5000	022601	VENDOR	DAVID M. BECHTEL	CHRISTMAS LIGHTING	340.00
					YTD Total	9,778.95
					Annual Budget	$8,500.00
					Amount Remaining / (Budget overage)	*($1,278.95)*
					% of Budget	*115.0%*
Account Name: Misc-Property Taxes						
11/11/25	549044-53901-5000	111225-0040	VENDOR	MIKE FASANO	County Stormwater Non-Ad Valorem	3,128.16
					YTD Total	3,128.16
					Annual Budget	$3,200.00
					Amount Remaining / (Budget overage)	*$71.84*
					% of Budget	*97.8%*

Oakstead Community Development District

Expenditure Report - General Fund

For the Period(s) from Oct 01, 2025 to Sep 30, 2026

(Sorted by Department)

Posting Date	Account #	Document #	Trans. Type	Vendor Name	Description	Amount
Account Name: Misc-Contingency						
03/06/26	549900-53901-5000	2160-9574	VENDOR	FASTSIGNS	MEMORIAL	955.00
03/25/26	549900-53901-5000	RX-0324-01	VENDOR	REALEX CONSTRUCTION	Monument Wall Restoration	9,951.63
07/01/26	549900-53901-5000	JE002272	JE		R/C Truist Bank -8900 ACH from #5221 June Purchases	588.50
					YTD Total	11,495.13
					Annual Budget	$36,985.00
					Amount Remaining / (Budget overage)	*$25,489.87*
					% of Budget	*31.1%*
Account Name: Reserve - Ponds						
11/01/25	568126-53901-5000	568046 TO 568126	JE		R/C INV 2964-Deposit for O&M Rprs to all Ponds $51,400	25,700.00
11/14/25	568126-53901-5000	2966	VENDOR	FINN OUTDOOR	PIF- O&M Repairs all Ponds $51,400.00 Final Payment	25,700.00
09/22/26	568126-53901-5000	841191	VENDOR	INSITUFORM TECHNOLOGIES LLC	Vacuum Street Drain at 4343 Marchmont	3,700.00
					YTD Total	55,100.00
					Annual Budget	$0.00
					Amount Remaining / (Budget overage)	*($55,100.00)*
					% of Budget	*n/a*
					Field Department Total:	**$777,841.05**

DEPARTMENT NAME: PARKS AND RECREATION

Account Name: Payroll-Salaries						
10/07/25	512001-57201-5000	PPE 10/3/25	JE		Payroll-Salary PPE 10/3/25	2,308.00
10/21/25	512001-57201-5000	PPE 10/17/25	JE		Payroll-Salary PPE 10/17/25	2,308.00
10/21/25	512001-57201-5000	PPE 10/17/25	JE		Retro Payroll PPE 10/17/25	30.25
11/05/25	512001-57201-5000	PPE 10/31/25	JE		Payroll-Salaries PPE 10/31/25	2,308.00
11/19/25	512001-57201-5000	PPE 11/14/25	JE		Payroll-Salaries	2,308.00
12/03/25	512001-57201-5000	PPE 11/28/25	JE		Payroll-Salaries	1,154.00
12/03/25	512001-57201-5000	PPE 11/28/25	JE		Vacation	692.40
12/03/25	512001-57201-5000	PPE 11/28/25	JE		Holiday	461.60
12/16/25	512001-57201-5000	STAFF PPE 12/12/25	JE		Payroll-Salary L. Tempera	2,377.60
12/16/25	512001-57201-5000	STAFF PPE 12/12/25	JE		Retro-Lynn Tempera	278.40
12/31/25	512001-57201-5000	STAFF PPE 12/26/25	JE		Payroll-Salary L. Tempera	1,188.80
12/31/25	512001-57201-5000	STAFF PPE 12/26/25	JE		Vacation - L. Tempera	713.28
12/31/25	512001-57201-5000	STAFF PPE 12/26/25	JE		Holiday - L. Tempera	475.52
01/14/26	512001-57201-5000	ADP00084	JE		Payroll-Salary	1,902.08
01/14/26	512001-57201-5000	ADP00084	JE		Vacation	237.76
01/14/26	512001-57201-5000	ADP00084	JE		Holiday	237.76
01/28/26	512001-57201-5000	ADP00085	JE		Payroll-Salary	2,139.84

Oakstead Community Development District

Expenditure Report - General Fund

For the Period(s) from Oct 01, 2025 to Sep 30, 2026

(Sorted by Department)

Posting Date	Account #	Document #	Trans. Type	Vendor Name	Description	Amount
01/28/26	512001-57201-5000	ADP00085	JE		Holiday	237.76
02/10/26	512001-57201-5000	JE002223	JE		Payroll - Salary	2,377.60
02/24/26	512001-57201-5000	JE002224	JE		Payroll - Salary	2,377.60
03/10/26	512001-57201-5000	JE002231	JE		ADP 00091 PAYROLL SALARY	2,139.84
03/24/26	512001-57201-5000	JE002232	JE		ADP 00092 PAYROLL SALARY	2,377.60
04/07/26	512001-57201-5000	ADP00096	JE		Payroll Salary ADP	2,377.60
04/08/26	512001-57201-5000	ADP00099	JE		Payroll-Salary	2,386.70
04/08/26	512001-57201-5000	ADP00099	JE		Payroll-Salary	(2,386.70)
04/21/26	512001-57201-5000	ADP00097	JE		Payroll-Salaries ADP	2,377.60
05/06/26	512001-57201-5000	ADP00098	JE		Payroll-Salary	2,377.60
05/20/26	512001-57201-5000	ADP00102	JE		Payroll-Salary	2,377.60
06/03/26	512001-57201-5000	ADP00103	JE		Payroll-Salary	2,139.84
06/03/26	512001-57201-5000	ADP00103	JE		Holiday	237.76
06/17/26	512001-57201-5000	ADP00106	JE		Payroll-Salary	2,377.60
06/30/26	512001-57201-5000	ADP00109	JE		Payroll-Salaries	2,377.60
07/01/26	512001-57201-5000	ADP00108	JE		Payroll-Salary	2,377.60
07/01/26	512001-57201-5000	ADP00108	JE		Payroll-Salary	(2,377.60)
07/14/26	512001-57201-5000	ADP00111	JE		Payroll-Salary	951.04
07/14/26	512001-57201-5000	ADP00111	JE		Vacation	1,188.80
07/14/26	512001-57201-5000	ADP00111	JE		Holiday	237.76
07/28/26	512001-57201-5000	JE002278	JE		Payroll-Salaries	2,377.60
07/28/26	512001-57201-5000	JE002278	JE		Payroll-Salaries	(2,377.60)
07/28/26	512001-57201-5000	JE002280	JE		Payroll-Salaries	2,377.60
08/11/26	512001-57201-5000	ADP00114	JE		Payroll-Salary	2,139.84
08/11/26	512001-57201-5000	ADP00114	JE		Vacation	237.76
08/25/26	512001-57201-5000	ADP00115	JE		Payroll-Salaries	2,377.60
09/09/26	512001-57201-5000	ADP00117	JE		Payroll-Salary	2,377.60
09/22/26	512001-57201-5000	ADP00119	JE		Payroll-Salary	2,139.84
09/22/26	512001-57201-5000	ADP00119	JE		Holiday	237.76
					YTD Total	61,540.49
					Annual Budget	$68,264.00
					Amount Remaining / (Budget overage)	*$6,723.51*
					% of Budget	*90.2%*

Account Name: Payroll-Hourly

10/07/25	512002-57201-5000	PPE 10/3/25	JE	Payroll- Hourly PPE 10/3/25	3,817.50
10/21/25	512002-57201-5000	PPE 10/17/25	JE	Payroll- Hourly PPE 10/17/25	3,821.35
11/05/25	512002-57201-5000	PPE 10/31/25	JE	Payroll- Hourly	4,086.43
11/19/25	512002-57201-5000	PPE 11/14/25	JE	Payroll- Hourly	3,625.10
12/03/25	512002-57201-5000	PPE 11/28/25	JE	Payroll- Hourly	3,036.50
12/16/25	512002-57201-5000	STAFF PPE 12/12/25	JE	Payroll- Hourly	3,093.55
12/31/25	512002-57201-5000	STAFF PPE 12/26/25	JE	Payroll- Hourly	2,900.21
01/14/26	512002-57201-5000	ADP00084	JE	Payroll- Hourly	2,959.15
01/28/26	512002-57201-5000	ADP00085	JE	Payroll- Hourly	3,370.04
02/10/26	512002-57201-5000	ADP00087	JE	Payroll- Hourly	3,471.23

Oakstead Community Development District

Expenditure Report - General Fund

For the Period(s) from Oct 01, 2025 to Sep 30, 2026

(Sorted by Department)

Posting Date	Account #	Document #	Trans. Type	Vendor Name	Description	Amount
02/24/26	512002-57201-5000	ADP00088	JE		Payroll- Hourly	3,115.11
03/10/26	512002-57201-5000	ADP00091	JE		Payroll- Hourly	2,975.89
03/10/26	512002-57201-5000	JE002233	JE		ADP00091	237.76
03/24/26	512002-57201-5000	ADP00092	JE		Payroll- Hourly	3,724.20
04/01/26	512002-57201-5000	JE002242	JE		Lynn Tempera Christmas Bonus	400.00
04/07/26	512002-57201-5000	ADP00096	JE		Payroll-Hourly ADP	3,925.45
04/08/26	512002-57201-5000	ADP00099	JE		Vacation	475.52
04/08/26	512002-57201-5000	ADP00099	JE		Payroll- Hourly	3,925.45
04/08/26	512002-57201-5000	ADP00099	JE		Payroll- Hourly	(3,925.45)
04/08/26	512002-57201-5000	ADP00099	JE		Vacation	(475.52)
04/21/26	512002-57201-5000	ADP00097	JE		Payroll-Hourly ADP	3,957.40
05/06/26	512002-57201-5000	ADP00098	JE		Payroll- Hourly	4,108.23
05/20/26	512002-57201-5000	ADP00102	JE		Payroll- Hourly	4,390.92
06/03/26	512002-57201-5000	ADP00103	JE		Payroll- Hourly	5,130.56
06/17/26	512002-57201-5000	ADP00106	JE		Payroll- Hourly	4,645.67
06/30/26	512002-57201-5000	ADP00109	JE		Payroll-Hourly	4,324.66
07/01/26	512002-57201-5000	ADP00108	JE		Payroll- Hourly	4,324.66
07/01/26	512002-57201-5000	ADP00108	JE		Payroll- Hourly	(4,324.66)
07/14/26	512002-57201-5000	ADP00111	JE		Payroll- Hourly	4,263.52
07/28/26	512002-57201-5000	JE002278	JE		Payroll-Hourly	3,787.18
07/28/26	512002-57201-5000	JE002278	JE		Payroll-Hourly	(3,787.18)
07/28/26	512002-57201-5000	JE002280	JE		Payroll-Hourly	3,814.40
08/11/26	512002-57201-5000	ADP00114	JE		Payroll- Hourly	4,075.52
08/25/26	512002-57201-5000	ADP00115	JE		Payroll-Hourly	3,798.64
09/09/26	512002-57201-5000	ADP00117	JE		Payroll- Hourly	3,910.99
09/22/26	512002-57201-5000	ADP00119	JE		Payroll- Hourly	3,899.04
					YTD Total	98,879.02
					Annual Budget	$72,952.00
					Amount Remaining / (Budget overage)	*($25,927.02)*
					% of Budget	*135.5%*
Account Name: FICA Taxes						
10/07/25	521001-57201-5000	PPE 10/3/25	JE		ER FICA	468.60
10/21/25	521001-57201-5000	PPE 10/17/25	JE		ER FICA	471.21
11/05/25	521001-57201-5000	PPE 10/31/25	JE		ER FICA	489.17
11/19/25	521001-57201-5000	PPE 11/14/25	JE		ER FICA	453.88
12/03/25	521001-57201-5000	PPE 11/28/25	JE		ER FICA	408.85
12/16/25	521001-57201-5000	STAFF PPE 12/12/25	JE		ER FICA	439.84
12/31/25	521001-57201-5000	STAFF PPE 12/26/25	JE		ER FICA	403.75
01/14/26	521001-57201-5000	ADP00084	JE		ER FICA	408.26
01/28/26	521001-57201-5000	ADP00085	JE		ER FICA	439.69
02/10/26	521001-57201-5000	ADP00087	JE		ER FICA	447.44
02/24/26	521001-57201-5000	ADP00088	JE		ER FICA	420.19
03/10/26	521001-57201-5000	ADP00091	JE		ER FICA	409.54
03/24/26	521001-57201-5000	ADP00092	JE		ER FICA	466.79

Oakstead Community Development District

Expenditure Report - General Fund

For the Period(s) from Oct 01, 2025 to Sep 30, 2026

(Sorted by Department)

Posting Date	Account #	Document #	Trans. Type	Vendor Name	Description	Amount
04/07/26	521001-57201-5000	ADP00096	JE		FICA Taxes	482.18
04/08/26	521001-57201-5000	ADP00099	JE		ER FICA	482.18
04/08/26	521001-57201-5000	ADP00099	JE		ER FICA	(482.18)
04/21/26	521001-57201-5000	ADP00097	JE		FICA Taxes	484.62
05/06/26	521001-57201-5000	ADP00098	JE		ER FICA	496.17
05/20/26	521001-57201-5000	ADP00102	JE		ER FICA	517.79
06/03/26	521001-57201-5000	ADP00103	JE		ER FICA	574.37
06/17/26	521001-57201-5000	ADP00106	JE		ER FICA	537.28
06/30/26	521001-57201-5000	ADP00109	JE		ER FICA	512.72
07/01/26	521001-57201-5000	ADP00108	JE		ER FICA	512.72
07/01/26	521001-57201-5000	ADP00108	JE		ER FICA	(512.72)
07/14/26	521001-57201-5000	ADP00111	JE		ER FICA	508.05
07/28/26	521001-57201-5000	JE002278	JE		ER FICA	500.90
07/28/26	521001-57201-5000	JE002278	JE		ER FICA	(500.90)
07/28/26	521001-57201-5000	JE002280	JE		ER FICA	473.68
07/31/26	521001-57201-5000	JE002274	JE		ADP TAX Tru Up	0.06
08/11/26	521001-57201-5000	ADP00114	JE		ER FICA	493.66
08/25/26	521001-57201-5000	ADP00115	JE		ER FICA	472.48
09/09/26	521001-57201-5000	ADP00117	JE		ER FICA	481.07
09/22/26	521001-57201-5000	ADP00119	JE		ER FICA	480.16
					YTD Total	12,241.50
					Annual Budget	$10,803.00
					Amount Remaining / (Budget overage)	*($1,438.50)*
					% of Budget	*113.3%*
Account Name: Workers' Compensation						
10/01/25	524001-57201-5000	155000 TO 524001	JE		Prepaid-FY26 Workers' Comp Inv 29467 WC100125940	1,500.00
					YTD Total	1,500.00
					Annual Budget	$4,500.00
					Amount Remaining / (Budget overage)	*$3,000.00*
					% of Budget	*33.3%*

Oakstead Community Development District

Expenditure Report - General Fund

For the Period(s) from Oct 01, 2025 to Sep 30, 2026

(Sorted by Department)

Posting Date	Account #	Document #	Trans. Type	Vendor Name	Description	Amount
Account Name: Contracts-Security Services						
10/01/25	534037-57201-5000	17910	VENDOR	COMPLETE I.T.	OCT 25 MONITORED BURGLAR ALARM SYSTEM	65.00
11/01/25	534037-57201-5000	18206	VENDOR	COMPLETE I.T.	NOV 25 MONITORED BURGLAR ALARM SYSTEM	65.00
12/01/25	534037-57201-5000	18484	VENDOR	COMPLETE I.T.	DEC 25 MONITORED BURGLAR ALARM SYSTEM	65.00
01/01/26	534037-57201-5000	18790	VENDOR	COMPLETE I.T.	JAN 26 MONITORED BURGLAR ALARM SYSTEM	65.00
02/01/26	534037-57201-5000	19052	VENDOR	COMPLETE I.T.	FEB 26 MONITORED BURGLAR ALARM SYSTEM	65.00
03/01/26	534037-57201-5000	19369	VENDOR	COMPLETE I.T.	Monitored Burglar Alarm System	65.00
04/01/26	534037-57201-5000	19654	VENDOR	COMPLETE I.T.	Monitored Burglar	65.00
05/04/26	534037-57201-5000	19959	VENDOR	COMPLETE I.T.	MAY 25 MONITORED BURGLAR ALARM SYSTEM	65.00
06/01/26	534037-57201-5000	20255	VENDOR	COMPLETE I.T.	JUN 26 MONITORED BURGLAR ALARM SYSTEM	65.00
07/01/26	534037-57201-5000	20578	VENDOR	COMPLETE I.T.	JUL 26 MONITORED BURGLAR ALARM SYSTEM	65.00
08/01/26	534037-57201-5000	20888	VENDOR	COMPLETE I.T.	AUG26 MONITORED BURGLAR ALARM SYSTEM	65.00
09/01/26	534037-57201-5000	21215	VENDOR	COMPLETE I.T.	SEP26 MONITORED BURGLAR ALARM SYSTEM	65.00
					YTD Total	780.00
					Annual Budget	$480.00
					Amount Remaining / (Budget overage)	*($300.00)*
					% of Budget	*162.5%*
Account Name: Contracts-Pools						
10/01/25	534078-57201-5000	2025-1260	VENDOR	COOPER POOLS, INC.	OCT 25 Pool Maintenance	3,940.00
11/02/25	534078-57201-5000	2025-1378	VENDOR	COOPER POOLS, INC.	NOV 25 Pool Maintenance	3,940.00
12/01/25	534078-57201-5000	2025-1498	VENDOR	COOPER POOLS, INC.	DEC 25 Pool Maintenance	3,940.00
01/01/26	534078-57201-5000	2026-1032	VENDOR	COOPER POOLS, INC.	JAN 26 Pool Maintenance	3,940.00
02/02/26	534078-57201-5000	2026-1128	VENDOR	COOPER POOLS, INC.	MONTHLY CLEANING CONTRACT	3,940.00
03/01/26	534078-57201-5000	2026-1226	VENDOR	COOPER POOLS, INC.	Monthly Commercial Maintenance	3,940.00
04/01/26	534078-57201-5000	2026-1313	VENDOR	COOPER POOLS, INC.	Monthly Commercial Maintenance	3,940.00
05/05/26	534078-57201-5000	2026-1405	VENDOR	COOPER POOLS, INC.	MAY 26 POOL MAINT	3,940.00
06/01/26	534078-57201-5000	2026-1506	VENDOR	COOPER POOLS, INC.	JUN 26 POOL MAINT	3,940.00
07/01/26	534078-57201-5000	2026-1593	VENDOR	COOPER POOLS, INC.	JUL 26 POOL MAINT	3,940.00
08/03/26	534078-57201-5000	2175	VENDOR	COOPER POOLS, INC.	AUG26 POOL MAINT	3,940.00
09/01/26	534078-57201-5000	2438	VENDOR	COOPER POOLS, INC.	SEP26 POOL MAINT	3,940.00
					YTD Total	47,280.00
					Annual Budget	$17,820.00
					Amount Remaining / (Budget overage)	*($29,460.00)*
					% of Budget	*265.3%*

Oakstead Community Development District

Expenditure Report - General Fund

For the Period(s) from Oct 01, 2025 to Sep 30, 2026

(Sorted by Department)

Posting Date	Account #	Document #	Trans. Type	Vendor Name	Description	Amount
Account Name: Contracts-Computer Support						
10/01/25	534124-57201-5000	17893	VENDOR	COMPLETE I.T.	OCT 25 MSP PLAN, CLOUD BACKUP & MICROSOFT O365 SUBSCRIF	182.95
10/01/25	534124-57201-5000	17894	VENDOR	COMPLETE I.T.	OCT 25 GOOGLE EMAIL (10) WITH VAULT	165.00
11/01/25	534124-57201-5000	18188	VENDOR	COMPLETE I.T.	NOV 25 MSP PLAN CLOUD BACKUP & MS OFFICE 365	182.95
11/01/25	534124-57201-5000	18189	VENDOR	COMPLETE I.T.	NOV 25 GOOGLE EMAIL (10) WITH VAULT	165.00
11/01/25	534124-57201-5000	18207	VENDOR	COMPLETE I.T.	NOV 25 EAGLE EYE CAMERA 30 DAY CLOUD	342.00
11/01/25	534124-57201-5000	INV 18207 R/C	JE		R/C NOV 25 EAGLE EYE CAMERA 30 DAY CLOUD	(342.00)
12/01/25	534124-57201-5000	18467	VENDOR	COMPLETE I.T.	DEC 25 MSP PLAN CLOUD BACKUP & MS OFFICE 365	192.95
12/01/25	534124-57201-5000	18468	VENDOR	COMPLETE I.T.	DEC 25 GOOGLE EMAIL (10) WITH VAULT	165.00
12/01/25	534124-57201-5000	18485	VENDOR	COMPLETE I.T.	DEC 25 EAGLE EYE CAMERA 30 DAY CLOUD	342.00
12/01/25	534124-57201-5000	534124 TO 534142	JE		R/C DEC 25 EAGLE EYE CAMERA 30 DAY CLOUD	(342.00)
01/01/26	534124-57201-5000	18773	VENDOR	COMPLETE I.T.	JAN 26 MSP PLAN CLOUD BACKUP & MS OFFICE 365	192.95
01/01/26	534124-57201-5000	18774	VENDOR	COMPLETE I.T.	JAN 26 GOOGLE EMAIL (10) WITH VAULT	165.00
02/01/26	534124-57201-5000	19035	VENDOR	COMPLETE I.T.	FEB 26 MSP PLAN CLOUD BACKUP & MS OFFICE 365	192.95
02/01/26	534124-57201-5000	19036	VENDOR	COMPLETE I.T.	JAN 26 GOOGLE EMAIL (10) WITH VAULT	165.00
03/01/26	534124-57201-5000	19409	VENDOR	COMPLETE I.T.	Brivo	35.00
03/01/26	534124-57201-5000	19353	VENDOR	COMPLETE I.T.	Email account 30GB	165.00
03/01/26	534124-57201-5000	19352	VENDOR	COMPLETE I.T.	Cloud Data, Microsoft	12.95
03/01/26	534124-57201-5000	19352	VENDOR	COMPLETE I.T.	Cloud Data, Microsoft	30.00
03/01/26	534124-57201-5000	19352	VENDOR	COMPLETE I.T.	Cloud Data, Microsoft	150.00
03/01/26	534124-57201-5000	19370	VENDOR	COMPLETE I.T.	Eagle Eye	142.50
03/01/26	534124-57201-5000	19370	VENDOR	COMPLETE I.T.	Eagle Eye	135.00
03/01/26	534124-57201-5000	19370	VENDOR	COMPLETE I.T.	Eagle Eye	207.00
04/01/26	534124-57201-5000	19637	VENDOR	COMPLETE I.T.	Microsoft Office 365	12.95
04/01/26	534124-57201-5000	19637	VENDOR	COMPLETE I.T.	Microsoft Office 365	30.00
04/01/26	534124-57201-5000	19637	VENDOR	COMPLETE I.T.	Microsoft Office 365	150.00
04/01/26	534124-57201-5000	19638	VENDOR	COMPLETE I.T.	Email w/ Vault Email account 30GB	165.00
04/01/26	534124-57201-5000	19655	VENDOR	COMPLETE I.T.	Eagle Eye Camera+	142.50
04/01/26	534124-57201-5000	19655	VENDOR	COMPLETE I.T.	Eagle Eye Camera+	135.00
04/01/26	534124-57201-5000	19655	VENDOR	COMPLETE I.T.	Eagle Eye Camera+	207.00
04/01/26	534124-57201-5000	19693	VENDOR	COMPLETE I.T.	Brivo Access	35.00
04/01/26	534124-57201-5000	JE002244	JE		Complete I.T Laptop Charger & Labor for onsite restoration	403.99
05/04/26	534124-57201-5000	19814	VENDOR	COMPLETE I.T.	1 Year Domain Registry	195.00
05/04/26	534124-57201-5000	19941	VENDOR	COMPLETE I.T.	MAY 26 MSP PLAN CLOUD BACKUP & MS OFFICE 365	192.95
05/04/26	534124-57201-5000	19942	VENDOR	COMPLETE I.T.	MAY 26 GOOGLE EMAIL (10) WITH VAULT	165.00
06/01/26	534124-57201-5000	20239	VENDOR	COMPLETE I.T.	JUN 26 MSP PLAN CLOUD BACKUP & MS OFFICE 365	192.95
06/01/26	534124-57201-5000	20240	VENDOR	COMPLETE I.T.	JUN 26 GOOGLE EMAIL (10) WITH VAULT	165.00
07/01/26	534124-57201-5000	20562	VENDOR	COMPLETE I.T.	JUL 26 MSP PLAN CLOUD BACKUP & MS OFFICE 365	192.95
07/01/26	534124-57201-5000	20563	VENDOR	COMPLETE I.T.	JUL 26 GOOGLE EMAIL (10) WITH VAULT	165.00
07/01/26	534124-57201-5000	20617	VENDOR	COMPLETE I.T.	Brivo Access	35.00
07/20/26	534124-57201-5000	20293	VENDOR	COMPLETE I.T.	Brivo Access	35.00
08/01/26	534124-57201-5000	20926	VENDOR	COMPLETE I.T.	Brivo Access	35.00
08/01/26	534124-57201-5000	20872	VENDOR	COMPLETE I.T.	AUG26 MSP PLAN CLOUD BACKUP & MS OFFICE 365	192.95
08/01/26	534124-57201-5000	20873	VENDOR	COMPLETE I.T.	AUG26 GOOGLE EMAIL (10) WITH VAULT	165.00
09/01/26	534124-57201-5000	21199	VENDOR	COMPLETE I.T.	SEP26 MSP PLAN CLOUD BACKUP & MS OFFICE 365	192.95

Oakstead Community Development District

Expenditure Report - General Fund

For the Period(s) from Oct 01, 2025 to Sep 30, 2026

(Sorted by Department)

Posting Date	Account #	Document #	Trans. Type	Vendor Name	Description	Amount
09/01/26	534124-57201-5000	21200	VENDOR	COMPLETE I.T.	SEP26 GOOGLE EMAIL (10) WITH VAULT	165.00
09/01/26	534124-57201-5000	21254	VENDOR	COMPLETE I.T.	Brivo Access	35.00
					YTD Total	6,053.39
					Annual Budget	$3,000.00
					Amount Remaining / (Budget overage)	*($3,053.39)*
					% of Budget	*201.8%*
Account Name: Contracts-Pest Control						
10/07/25	534125-57201-5000	79-549	VENDOR	PHOENIX SERVICE SYSTEMS, INC	10/07/25 Pest & Rodent Control	255.00
11/04/25	534125-57201-5000	79-550	VENDOR	PHOENIX SERVICE SYSTEMS, INC	11/04/25 Pest & Rodent Control	255.00
12/02/25	534125-57201-5000	21646	VENDOR	PHOENIX SERVICE SYSTEMS, INC	12/02/25 Pest & Rodent Control	255.00
01/22/26	534125-57201-5000	23835	VENDOR	PHOENIX SERVICE SYSTEMS, INC	01/01/2026 Pest & Rodent Control	255.00
02/26/26	534125-57201-5000	25336	VENDOR	PHOENIX SERVICE SYSTEMS, INC	PEST & RODENT CONTROL	255.00
02/28/26	534125-57201-5000	ACCRUAL	JE		ACCRUE FEB 26 PEST & RODENT CONTROL	255.00
03/01/26	534125-57201-5000	ACCRUAL	JE		ACCRUE FEB 26 PEST & RODENT CONTROL	(255.00)
03/18/26	534125-57201-5000	26153	VENDOR	PHOENIX SERVICE SYSTEMS, INC	MAR 26 PEST & RODENT CONTROL	255.00
04/01/26	534125-57201-5000	JE002243	JE		Phoenix Service Systems Inv 21646 12/02/25 Pest & Rodent Control	25.00
04/16/26	534125-57201-5000	27331	VENDOR	PHOENIX SERVICE SYSTEMS, INC	APR 26 PEST & RODENT CONTROL	255.00
05/20/26	534125-57201-5000	28842	VENDOR	PHOENIX SERVICE SYSTEMS, INC	MAY 26 PEST & RODENT CONTROL	255.00
06/02/26	534125-57201-5000	29371	VENDOR	PHOENIX SERVICE SYSTEMS, INC	JUN 26 PEST & RODENT CONTROL	255.00
07/07/26	534125-57201-5000	30924	VENDOR	PHOENIX SERVICE SYSTEMS, INC	JUL26 PEST & RODENT CONTROL	255.00
08/04/26	534125-57201-5000	32123	VENDOR	PHOENIX SERVICE SYSTEMS, INC	AUG 26 PEST & RODENT CONTROL	255.00
09/15/26	534125-57201-5000	33564	VENDOR	PHOENIX SERVICE SYSTEMS, INC	SEP26 PEST & RODENT CONTROL	255.00
					YTD Total	3,085.00
					Annual Budget	$3,060.00
					Amount Remaining / (Budget overage)	*($25.00)*
					% of Budget	*100.8%*

Oakstead Community Development District

Expenditure Report - General Fund

For the Period(s) from Oct 01, 2025 to Sep 30, 2026

(Sorted by Department)

Posting Date	Account #	Document #	Trans. Type	Vendor Name	Description	Amount
Account Name: Communication - Telephone						
10/01/25	541003-57201-5000	F98A9F41-0016	VENDOR	COMPLETE I.T.	OCT 25 VOIP SEATS, PHONE #, PHONE RENTALS	209.06
11/01/25	541003-57201-5000	F98A9F41-0017	VENDOR	COMPLETE I.T.	NOV 25 VOIP SEATS, PHONE #, PHONE RENTALS	209.06
12/01/25	541003-57201-5000	F98A9F41-0018	VENDOR	COMPLETE I.T.	DEC 25 VOIP SEATS, PHONE #, PHONE RENTALS	209.06
01/01/26	541003-57201-5000	F98A9F41-0019	VENDOR	COMPLETE I.T.	JAN 26 VOIP SEATS, PHONE #, PHONE RENTALS	208.71
01/19/26	541003-57201-5000	F98A9F1-0010	VENDOR	COMPLETE I.T.	APR 25 VOIP SEATS, PHONE #, PHONE RENTALS	175.90
02/01/26	541003-57201-5000	F98A9F41-0020	VENDOR	COMPLETE I.T.	FEB 26 VOIP SEATS, PHONE, PHONE RENTALS	208.71
03/01/26	541003-57201-5000	F98A9F41-0021	VENDOR	COMPLETE I.T.	MISC SRVCS-TECH LABOR	0.15
03/01/26	541003-57201-5000	F98A9F41-0021	VENDOR	COMPLETE I.T.	MISC SRVCS-TECH LABOR	0.33
03/01/26	541003-57201-5000	F98A9F41-0021	VENDOR	COMPLETE I.T.	MISC SRVCS-TECH LABOR	0.01
03/01/26	541003-57201-5000	F98A9F41-0021	VENDOR	COMPLETE I.T.	MISC SRVCS-TECH LABOR	25.42
03/01/26	541003-57201-5000	F98A9F41-0021	VENDOR	COMPLETE I.T.	MISC SRVCS-TECH LABOR	2.80
03/01/26	541003-57201-5000	F98A9F41-0021	VENDOR	COMPLETE I.T.	MISC SRVCS-TECH LABOR	75.00
03/01/26	541003-57201-5000	F98A9F41-0021	VENDOR	COMPLETE I.T.	MISC SRVCS-TECH LABOR	5.00
03/01/26	541003-57201-5000	F98A9F41-0021	VENDOR	COMPLETE I.T.	MISC SRVCS-TECH LABOR	100.00
04/13/26	541003-57201-5000	F98A9F41-0022	VENDOR	COMPLETE I.T.	MAR 26 VOIP SEATS, PHONE, PHONE RENTALS	208.29
05/04/26	541003-57201-5000	F98A9F41-0023	VENDOR	COMPLETE I.T.	MAY 26 VOIP SEATS, PHONE, PHONE RENTALS	208.29
06/01/26	541003-57201-5000	F98A9F41-0024	VENDOR	COMPLETE I.T.	JUN 26 VOIP SEATS, PHONE, PHONE RENTALS	208.29
07/01/26	541003-57201-5000	F98A9F41-0025	VENDOR	COMPLETE I.T.	JUL 26 VOIP SEATS, PHONE, PHONE RENTALS	209.54
08/01/26	541003-57201-5000	F98A9F41-0026	VENDOR	COMPLETE I.T.	AUG26 VOIP SEATS, PHONE, PHONE RENTALS	209.90
09/01/26	541003-57201-5000	F98A9F41-0027	VENDOR	COMPLETE I.T.	SEP26 VOIP SEATS, PHONE, PHONE RENTALS	209.93
					YTD Total	2,683.45
					Annual Budget	$3,420.00
					Amount Remaining / (Budget overage)	*$736.55*
					% of Budget	*78.5%*

Oakstead Community Development District

Expenditure Report - General Fund

For the Period(s) from Oct 01, 2025 to Sep 30, 2026

(Sorted by Department)

Posting Date	Account #	Document #	Trans. Type	Vendor Name	Description	Amount
Account Name: Utility - Gas						
10/01/25	543019-57201-5000	100125-2101-ACH	VENDOR	TECO PEOPLES GAS - ACH	8/30-9/26/25 Gas Utility Services (accrued)	44.21
10/01/25	543019-57201-5000	STANDING ACCRUAL	JE		S/U STANDING ACCRUAL FOR GAS UTILITY	46.00
10/01/25	543019-57201-5000	STANDING ACCRUAL	JE		S/U STANDING ACCRUAL FOR GAS UTILITY	(46.00)
11/03/25	543019-57201-5000	110325-2101-ACH	VENDOR	TECO PEOPLES GAS - ACH	9/27-10/27/25 Gas Utility	46.08
12/03/25	543019-57201-5000	120325-2101-ACH	VENDOR	TECO PEOPLES GAS - ACH	BILL PRD 10/28-12/1/25	46.08
12/31/25	543019-57201-5000	ACCRUAL	JE		TECO PEOPLE GAS DECEMBER 2025	46.00
01/01/26	543019-57201-5000	ACCRUAL	JE		TECO PEOPLE GAS DECEMBER 2025	(46.00)
01/05/26	543019-57201-5000	010526-2101-ACH	VENDOR	TECO PEOPLES GAS - ACH	BILL PRD 12/2-12/31/26	65.91
01/31/26	543019-57201-5000	ACCRUAL	JE		TECO PEOPLE GAS JANUARY 2026	65.00
02/01/26	543019-57201-5000	ACCRUAL	JE		TECO PEOPLE GAS JANUARY 2026	(65.00)
02/03/26	543019-57201-5000	020326-2101-ACH	VENDOR	TECO PEOPLES GAS - ACH	TECO GAS 1/1-1/29/26	67.41
03/04/26	543019-57201-5000	030426-2101-ACH	VENDOR	TECO PEOPLES GAS - ACH	SVCS PRD 1/30-2/27/26	67.41
03/31/26	543019-57201-5000	ACCRUAL	JE		ACCRUE MAR 26 TECO UTILITY GAS	67.00
04/01/26	543019-57201-5000	ACCRUAL	JE		ACCRUE MAR 26 TECO UTILITY GAS	(67.00)
04/02/26	543019-57201-5000	040226-2101-ACH	VENDOR	TECO PEOPLES GAS - ACH	SVC PRD 2/28-3/30/26	67.41
04/30/26	543019-57201-5000	ACCRUAL	JE		ACCRUE APR 26 TECO UTILITY GAS	67.00
05/01/26	543019-57201-5000	ACCRUAL	JE		ACCRUE APR 26 TECO UTILITY GAS	(67.00)
05/04/26	543019-57201-5000	050426-2101-ACH	VENDOR	TECO PEOPLES GAS - ACH	SVC PRD 3/31-4/30/26	69.03
05/31/26	543019-57201-5000	ACCRUAL	JE		ACCRUE MAY 26 TECO UTILITY GAS	70.00
06/01/26	543019-57201-5000	ACCRUAL	JE		ACCRUE MAY 26 TECO UTILITY GAS	(70.00)
06/03/26	543019-57201-5000	060326-2101-ACH	VENDOR	TECO PEOPLES GAS - ACH	SVC PRD 5/1-6/1/26	72.10
06/30/26	543019-57201-5000	ACCRUAL	JE		ACCRUE JUNE 26 TECO UTILITY GAS	70.00
07/01/26	543019-57201-5000	ACCRUAL	JE		ACCRUE JUNE 26 TECO UTILITY GAS	(70.00)
07/01/26	543019-57201-5000	070226-2101-ACH	VENDOR	TECO PEOPLES GAS - ACH	SVC PRD 6/2-6/30/26	70.59
07/31/26	543019-57201-5000	ACCRUAL	JE		ACCRUE JULY 26 TECO UTILITY GAS	70.00
08/01/26	543019-57201-5000	ACCRUAL	JE		ACCRUE JULY 26 TECO UTILITY GAS	(70.00)
08/18/26	543019-57201-5000	080326-2101-ACH	VENDOR	TECO PEOPLES GAS - ACH	SVC PRD 7/1-7/30/26	67.41
08/31/26	543019-57201-5000	ACCRUAL	JE		ACCRUE AUG 26 TECO UTILITY GAS	70.00
09/01/26	543019-57201-5000	ACCRUAL	JE		ACCRUE AUG 26 TECO UTILITY GAS	(70.00)
09/01/26	543019-57201-5000	090126-2101-ACH	VENDOR	TECO PEOPLES GAS - ACH	SVC PRD 7/31-8/28/26	67.41
09/30/26	543019-57201-5000	ACCRUAL	JE		ACCRUE SEPT 26 TECO UTILITY GAS	70.00
					YTD Total	821.05
					Annual Budget	$528.00
					Amount Remaining / (Budget overage)	*($293.05)*
					% of Budget	*155.5%*

Oakstead Community Development District

Expenditure Report - General Fund

For the Period(s) from Oct 01, 2025 to Sep 30, 2026

(Sorted by Department)

Posting Date	Account #	Document #	Trans. Type	Vendor Name	Description	Amount
Account Name: Utility - Refuse Removal						
10/20/25	543020-57201-5000	8480513W425-ACH	VENDOR	WASTE CONNECTIONS OF FL - ACH	OCT 2025 -TRASH PICKUP	284.70
11/30/25	543020-57201-5000	ACCRUE NOV	JE		Accrue Nov Garbage Pickup	283.51
12/01/25	543020-57201-5000	8539040W425-ACH	VENDOR	WASTE CONNECTIONS OF FL - ACH	TRASH PICKUP	283.51
12/01/25	543020-57201-5000	ACCRUE NOV	JE		Accrue Nov Garbage Pickup	(283.51)
12/31/25	543020-57201-5000	ACCRUAL	JE		WASTE CONNECTIONS OF FL DECEMBER 2025	280.00
01/01/26	543020-57201-5000	8598005W425	VENDOR	WASTE CONNECTIONS OF FL - ACH	TRASH PICKUP JAN 26	315.36
01/01/26	543020-57201-5000	ACCRUAL	JE		WASTE CONNECTIONS OF FL DECEMBER 2025	(280.00)
01/01/26	543020-57201-5000	8653964W425-ACH	VENDOR	WASTE CONNECTIONS OF FL - ACH	TRASH PICKUP	312.97
01/01/26	543020-57201-5000	JE002271	JE		WASTE CONNECTIONS FEB PYMT	(312.97)
01/01/26	543020-57201-5000	JE002271	JE		WASTE CONNECTIONS FEB PYMT	312.97
01/31/26	543020-57201-5000	ACCRUAL	JE		WASTE CONNECTIONS OF FL FEBRUARY 2026	(312.97)
01/31/26	543020-57201-5000	ACCRUAL	JE		WASTE CONNECTIONS OF FL FEBRUARY 2026	312.97
02/20/26	543020-57201-5000	8711494W425	VENDOR	WASTE CONNECTIONS OF FL - ACH	TRASH PICKUP	307.94
03/20/26	543020-57201-5000	8769115W425-ACH	VENDOR	WASTE CONNECTIONS OF FL - ACH	TRASH PICKUP - APR 2026	314.04
03/20/26	543020-57201-5000	JE002234	JE		Reclass Waste Connections Apr 2026	(314.04)
04/01/26	543020-57201-5000	JE002255	JE		Reclass Waste Connections Apr 2026	314.04
04/25/26	543020-57201-5000	8823187W425-ACH	VENDOR	WASTE CONNECTIONS OF FL - ACH	TRASH PICKUP - MAY 2026	348.29
05/20/26	543020-57201-5000	8880824W425-ACH	VENDOR	WASTE CONNECTIONS OF FL - ACH	TRASH PICKUP - JUN 2026	353.96
05/31/26	543020-57201-5000	JE002260	JE		Prepaid Waste Connections June 2026	(353.96)
06/01/26	543020-57201-5000	JE002261	JE		REVERSE Prepaid Waste Connections June 2026	353.96
06/20/26	543020-57201-5000	8937621W425-ACH	VENDOR	WASTE CONNECTIONS OF FL - ACH	SVC PRD 7/1-7/31/26	388.02
08/01/26	543020-57201-5000	8988528W425-ACH	VENDOR	WASTE CONNECTIONS OF FL - ACH	SVC PRD 8/1-8/31/26	381.10
08/25/26	543020-57201-5000	9044203W425-ACH	VENDOR	WASTE CONNECTIONS OF FL - ACH	SVC PRD 9/1-9/30/26	380.12
08/25/26	543020-57201-5000	JE002277	JE		R/C Waste Connections SVC PRD 09/01-09/30/26	(380.12)
09/01/26	543020-57201-5000	JE002298	JE		R/C Waste Connections SVC PRD 09/01-09/30/26	380.12
					YTD Total	3,670.01
					Annual Budget	$2,760.00
					Amount Remaining / (Budget overage)	*($910.01)*
					% of Budget	*133.0%*
Account Name: Utility - Water & Sewer						
10/31/25	543021-57201-5000	110425-ACH	VENDOR	PASCO COUNTY UTILITIES SERVICE - ACH	09/15/25-10/15/25 WATER/RECLAIMED WATER	807.68
10/31/25	543021-57201-5000	JE002287	JE		R/C Pasco Cty Util Service 110425-ACH 09/15-10/15/25 Water	(807.68)
11/30/25	543021-57201-5000	FY26 STANDING	JE		S/U FY26 STANDING Utility - Water & Sewer	800.00
12/01/25	543021-57201-5000	120225-ACH	VENDOR	PASCO COUNTY UTILITIES SERVICE - ACH	10/15-11/14/25 Water/Reclaimed Water	1,138.88
12/01/25	543021-57201-5000	JE002288	JE		R/C Pasco Cty Util Service 120225-ACH 10/15-11/14/25 Water	(1,138.88)
12/31/25	543021-57201-5000	ACCRUAL	JE		PASCO CTY UTILITIES SVC RECLAIMED DEC 25	1,000.00
01/01/26	543021-57201-5000	ACCRUAL	JE		PASCO CTY UTILITIES SVC RECLAIMED DEC 25	(1,000.00)
01/01/26	543021-57201-5000	JE002203	JE		REVERSE S/U FY26 STANDING RECLAIMED WATER	(1,500.00)
01/01/26	543021-57201-5000	JE002204	JE		REVERSE S/U FY26 STANDING WATER & SEWER	(800.00)
01/01/26	543021-57201-5000	JE002205	JE		REVERSE S/U FY26 STANDING RECLAIMED WATER	1,500.00
01/01/26	543021-57201-5000	020326-ACH	VENDOR	PASCO COUNTY UTILITIES SERVICE - ACH	BILL PRD 12/16-1/14/26	642.08
01/01/26	543021-57201-5000	JE002289	JE		R/C Pasco Cty Util Service 020326-ACH BILL PRD 12/16-01/14/26	(642.08)

Oakstead Community Development District

Expenditure Report - General Fund

For the Period(s) from Oct 01, 2025 to Sep 30, 2026

(Sorted by Department)

Posting Date	Account #	Document #	Trans. Type	Vendor Name	Description	Amount
01/06/26	543021-57201-5000	010626-ACH	VENDOR	PASCO COUNTY UTILITIES SERVICE - ACH	BILL PRD 11/14-12/16/25	708.32
01/06/26	543021-57201-5000	JE002290	JE		R/C Pasco Cty Util Service 010626-ACH BILL PRD 11/14-12/16/26	(708.32)
01/31/26	543021-57201-5000	ACCRUAL	JE		PASCO CTY UTILITIES SVC RECLAIMED JAN 26	800.00
02/01/26	543021-57201-5000	ACCRUAL	JE		PASCO CTY UTILITIES SVC RECLAIMED JAN 26	(800.00)
02/28/26	543021-57201-5000	ACCRUAL	JE		ACCRUE FEB 26 PASCO CTY UTILITIES	700.00
03/01/26	543021-57201-5000	ACCRUAL	JE		ACCRUE FEB 26 PASCO CTY UTILITIES	(700.00)
03/05/26	543021-57201-5000	021226-ACH	VENDOR	PASCO COUNTY UTILITIES SERVICE - ACH	BILL PRD 1/14-2/12/26	559.28
03/05/26	543021-57201-5000	JE002291	JE		R/C Pasco Cty Util Service 021226-ACH BILL PRD 1/14-2/12/26	(559.28)
03/31/26	543021-57201-5000	ACCRUAL	JE		ACCRUE MAR 26 PASCO CTY UTILITIES	700.00
04/01/26	543021-57201-5000	ACCRUAL	JE		ACCRUE MAR 26 PASCO CTY UTILITIES	(700.00)
04/01/26	543021-57201-5000	040126-9650-ACH	VENDOR	PASCO COUNTY UTILITIES SERVICE - ACH	SVC PRD 2/12-3/16/26	1,022.96
04/01/26	543021-57201-5000	JE002292	JE		R/C Pasco Cty Util Service 040126-0555-ACH SVC PRD 2/12-3/16/26	441.37
05/04/26	543021-57201-5000	050426-9650-ACH	VENDOR	PASCO COUNTY UTILITIES SERVICE - ACH	SVC PRD 3/16-4/15/26	658.64
05/04/26	543021-57201-5000	JE002293	JE		R/C Pasco Cty Util Service 050426-0555-ACH SVC PRD 3/16-4/15/26	296.94
05/31/26	543021-57201-5000	ACCRUAL	JE		ACCRUE MAY 26 PASCO CTY UTILITIES	700.00
06/01/26	543021-57201-5000	ACCRUAL	JE		ACCRUE MAY 26 PASCO CTY UTILITIES	(700.00)
06/05/26	543021-57201-5000	060226-9650-ACH	VENDOR	PASCO COUNTY UTILITIES SERVICE - ACH	SVC PRD 4/15-5/15/26	1,039.52
06/05/26	543021-57201-5000	JE002294	JE		R/C Pasco Cty Util Service 060226-0555-ACH SVC PRD 4/15-5/15/26	330.27
06/30/26	543021-57201-5000	ACCRUAL	JE		ACCRUE JUNE 26 PASCO CTY UTILITIES	700.00
07/01/26	543021-57201-5000	ACCRUAL	JE		ACCRUE JUNE 26 PASCO CTY UTILITIES	(700.00)
07/08/26	543021-57201-5000	070226-9650-ACH	VENDOR	PASCO COUNTY UTILITIES SERVICE - ACH	SVC PRD 5/15-6/16/26	1,089.20
07/08/26	543021-57201-5000	JE002295	JE		R/C Pasco Cty Util Service 070226-0555-ACH SVC PRD 5/15-6/15/26	458.54
07/31/26	543021-57201-5000	ACCRUAL	JE		ACCRUE JULY 26 PASCO CTY UTILITIES	1,000.00
08/01/26	543021-57201-5000	ACCRUAL	JE		ACCRUE JULY 26 PASCO CTY UTILITIES	(1,000.00)
08/14/26	543021-57201-5000	080426-9650-ACH	VENDOR	PASCO COUNTY UTILITIES SERVICE - ACH	SVC PRD 6/16-7/16/26	625.52
08/14/26	543021-57201-5000	JE002296	JE		R/C Pasco Cty Util Service 080426-0555-ACH SVC PRD 6/16-7/16/26	607.01
08/31/26	543021-57201-5000	ACCRUAL	JE		ACCRUE AUG 26 PASCO CTY UTILITIES	1,000.00
09/01/26	543021-57201-5000	ACCRUAL	JE		ACCRUE AUG 26 PASCO CTY UTILITIES	(1,000.00)
09/10/26	543021-57201-5000	JE002297	JE		R/C Pasco Cty Util Service 090226-0555-ACH SVC PRD 7/16-8/14/26	668.62
09/30/26	543021-57201-5000	ACCRUAL	JE		ACCRUE SEPT 26 PASCO CTY UTILITIES	700.00
					YTD Total	7,938.59
					Annual Budget	$7,000.00
					Amount Remaining / (Budget overage)	*($938.59)*
					% of Budget	*113.4%*

Account Name: R&M-Clubhouse

10/03/25	546015-57201-5000	093025-8315-ACH	VENDOR	SPECTRUM - ACH	09/30/25-10/29/25 TV & Internet	38.77
10/21/25	546015-57201-5000	18036 DEPOSIT	VENDOR	COMPLETE I.T.	CLUBHOUSE CAMERAS - DEPOSIT	2,794.00
10/26/25	546015-57201-5000	102625-3771-ACH	VENDOR	TRUIST BANK-8900 ACH from #5221	TRUIST 9/27/25-10/26/25 CC Purchases	327.25
10/26/25	546015-57201-5000	102625-3771-ACH	VENDOR	TRUIST BANK-8900 ACH from #5221	TRUIST 9/27/25-10/26/25 CC Purchases	494.86
10/31/25	546015-57201-5000	110225-0316-ACH	VENDOR	LOWE'S COMPANIES	Lowes: 10/13/25-10/31/25 CC Purchases	26.58
11/17/25	546015-57201-5000	103025-8315-ACH	VENDOR	SPECTRUM - ACH	10/30-11/29/25 TV & Internet	38.77
12/01/25	546015-57201-5000	113025-8315-ACH	VENDOR	SPECTRUM - ACH	BILL PRD 11/30-12/29/25	38.77
12/01/25	546015-57201-5000	112625-8900-ACH	VENDOR	TRUIST BANK-8900 ACH from #5221	NOV PURCHASES	10.57
12/01/25	546015-57201-5000	JE002261	JE		Truist Bank CC Nov Purchases	29.94

Oakstead Community Development District

Expenditure Report - General Fund

For the Period(s) from Oct 01, 2025 to Sep 30, 2026

(Sorted by Department)

Posting Date	Account #	Document #	Trans. Type	Vendor Name	Description	Amount
12/22/25	546015-57201-5000	18037	VENDOR	COMPLETE I.T.	CLUBHOUSE CAMERAS - Final	2,794.00
12/22/25	546015-57201-5000	17010	VENDOR	COMPLETE I.T.	Clubhouse Entry System	2,032.50
12/22/25	546015-57201-5000	18618	VENDOR	COMPLETE I.T.	Brivo Access Standard Edition	53.00
12/26/25	546015-57201-5000	122625-8900-ACH	VENDOR	TRUIST BANK-8900 ACH from #5221	DEC PURCHASES	645.79
01/01/26	546015-57201-5000	18830	VENDOR	COMPLETE I.T.	Brivo Access Standard Edition	53.00
01/01/26	546015-57201-5000	JE002270	JE		SAMS PYMT 12/29/25	126.02
01/05/26	546015-57201-5000	123025-8315-ACH	VENDOR	SPECTRUM - ACH	BILL PRD 12/30-1/29/26	38.77
01/12/26	546015-57201-5000	15945	VENDOR	FLORIDA FLAG AND PENNANT	8X12 FLAG	243.77
01/12/26	546015-57201-5000	O-911-25	VENDOR	ZACH HORL'S PAINTING SVC, LLC	KIDDIE PLAYGROUND	495.00
01/12/26	546015-57201-5000	O-910-25	VENDOR	ZACH HORL'S PAINTING SVC, LLC	PLAYGROUND MAINT	820.00
01/12/26	546015-57201-5000	O-909-25	VENDOR	ZACH HORL'S PAINTING SVC, LLC	CLUBHOUSE EXIT DOOR	570.00
01/13/26	546015-57201-5000	011326-	VENDOR	LYNN TEMPERA	Various office supplies and decorations	143.75
02/01/26	546015-57201-5000	19092	VENDOR	COMPLETE I.T.	Brivo Access Standard Edition	53.00
02/01/26	546015-57201-5000	013026-8315-ACH	VENDOR	SPECTRUM - ACH	BILL PRD 01/30 - 02/28/26	44.77
02/05/26	546015-57201-5000	JE002216	JE		Complete I.T. Eagle Eye Camera	2,200.00
03/01/26	546015-57201-5000	19409	VENDOR	COMPLETE I.T.	Brivo	18.00
03/16/26	546015-57201-5000	JE002248	JE		Spectrum TV & Internet	44.77
04/01/26	546015-57201-5000	19693	VENDOR	COMPLETE I.T.	Brivo Access	18.00
04/01/26	546015-57201-5000	030726-2879-ACH	VENDOR	SAM'S CLUB - ACH	SAM'S MEMBER DUE	50.00
04/01/26	546015-57201-5000	JE002251	JE		Complete I.T. Inv 19656 Liftmaster Community App	270.00
04/01/26	546015-57201-5000	JE002251	JE		Complete I.T. Inv 19656 Liftmaster Community App	180.00
04/01/26	546015-57201-5000	JE0022	JE		Complete I.T. Liftmaster Community App	60.00
04/17/26	546015-57201-5000	040226-0316-ACH	VENDOR	LOWE'S COMPANIES	Office Supplies	72.69
04/20/26	546015-57201-5000	032626-8900-ACH	VENDOR	TRUIST BANK-8900 ACH from #5221	MARCH PURCHASES	(327.24)
04/20/26	546015-57201-5000	JE002247	JE		Spectrum TV & Internet	44.77
05/01/26	546015-57201-5000	040326-8315-ACH	VENDOR	SPECTRUM - ACH	BILL PRD 4/30-5/29/26	44.77
05/01/26	546015-57201-5000	033026-8315-ACH	VENDOR	SPECTRUM - ACH	BILL PRD 3/30-4/29/26	44.77
05/04/26	546015-57201-5000	19998	VENDOR	COMPLETE I.T.	Brivo Access	53.00
06/01/26	546015-57201-5000	053026-8315-ACH	VENDOR	SPECTRUM - ACH	BILL PRD 5/30-6/29/26	44.77
06/08/26	546015-57201-5000	052626-8900-ACH	VENDOR	TRUIST BANK-8900 ACH from #5221	APRIL/MAY PURCHASES	629.02
06/08/26	546015-57201-5000	052626-8900-ACH	VENDOR	TRUIST BANK-8900 ACH from #5221	APRIL/MAY PURCHASES	1,364.28
06/08/26	546015-57201-5000	052626-8900-ACH	VENDOR	TRUIST BANK-8900 ACH from #5221	APRIL/MAY PURCHASES	1,157.25
06/09/26	546015-57201-5000	JE002262	JE		Reverse Spectrum Pymt 033026-8315-ACH	(44.77)
06/15/26	546015-57201-5000	245836772	VENDOR	IERNAS HEATING, COOLING & PLMBG	AC Annual Indoor Unit Billing	257.88
06/29/26	546015-57201-5000	JE002267	JE		Sams Club Credit	(16.05)
07/01/26	546015-57201-5000	20617	VENDOR	COMPLETE I.T.	Brivo Access	18.00
07/01/26	546015-57201-5000	062626-8900-ACH	VENDOR	TRUIST BANK-8900 ACH from #5221	JUNE PURCHASES	211.89
07/01/26	546015-57201-5000	062626-8900-ACH	VENDOR	TRUIST BANK-8900 ACH from #5221	JUNE PURCHASES	(814.41)
07/01/26	546015-57201-5000	063026-8315-ACH	VENDOR	SPECTRUM - ACH	SVC PRD 6/30-7/29/26	44.77
07/13/26	546015-57201-5000	070226-0316	VENDOR	LOWE'S COMPANIES	June Charges	145.22
07/14/26	546015-57201-5000	39430	VENDOR	FIT REV	Need Precor Left Crank & StarTrac Shrouds	175.00
07/20/26	546015-57201-5000	20293	VENDOR	COMPLETE I.T.	Brivo Access	18.00
07/22/26	546015-57201-5000	934594160	VENDOR	BSN SPORTS	PICKLEBALL NETS (2)	1,179.98
07/31/26	546015-57201-5000	20724	VENDOR	COMPLETE I.T.	2GIG Door Window Magnetic Wireless Sensor	128.50
07/31/26	546015-57201-5000	073026-8315-ACH	VENDOR	SPECTRUM - ACH	SVC PRD 7/30-8/29/26	44.77

Oakstead Community Development District

Expenditure Report - General Fund

For the Period(s) from Oct 01, 2025 to Sep 30, 2026

(Sorted by Department)

Posting Date	Account #	Document #	Trans. Type	Vendor Name	Description	Amount
08/01/26	546015-57201-5000	20926	VENDOR	COMPLETE I.T.	Brivo Access	18.00
08/07/26	546015-57201-5000	39695	VENDOR	FITREV, INC.	Precor Left Crank	390.00
08/17/26	546015-57201-5000	IV01289757	VENDOR	PYE-BARKER FIRE & SAFETY, INC	FIRE EXT. INSPECTION (Tax Exempt)	386.95
08/25/26	546015-57201-5000	082526	VENDOR	AMERICAN FENCE AT TAMPA BAY LLC	Replace Hinges on Gate by Clubhouse	150.00
09/01/26	546015-57201-5000	21254	VENDOR	COMPLETE I.T.	Brivo Access	18.00
09/02/26	546015-57201-5000	21287	VENDOR	COMPLETE I.T.	Park Director Computer Repair	495.00
09/14/26	546015-57201-5000	082626-8900-ACH	VENDOR	TRUIST BANK-8900 ACH from #5221	JULY / AUG PURCHASES	193.80
09/21/26	546015-57201-5000	JE002286	JE		Spectrum ACH SVC PRD 08/30/26 - 09/29/26	44.77
09/29/26	546015-57201-5000	40242	VENDOR	FITREV, INC.	Precor UBK	195.00
					YTD Total	21,122.03
					Annual Budget	$30,000.00
					Amount Remaining / (Budget overage)	*$8,877.97*
					% of Budget	*70.4%*

Account Name: R&M-Pools

10/26/25	546074-57201-5000	102625-3771-ACH	VENDOR	TRUIST BANK-8900 ACH from #5221	TRUIST 9/27/25-10/26/25 CC Purchases	85.49
11/18/25	546074-57201-5000	2025-1441	VENDOR	COOPER POOLS, INC.	ADA Housing Cover Assembly	527.68
01/25/26	546074-57201-5000	1131	VENDOR	COOPER POOLS, INC.	Black Rubber Top Insert for Elite Stainless Steel Ladder	102.80
02/04/26	546074-57201-1000	203376	VENDOR	HMJ SERVICES LLC DBA MAGIC BUBBLES	Pool Deck & 8 Canopies	1,650.00
02/20/26	546074-57201-5000	498 - DEPOSIT	VENDOR	COOPER POOLS, INC.	Feb power wash and repaint water features	1,440.00
03/02/26	546074-57201-5000	1349	VENDOR	COOPER POOLS, INC.	C119-37S DURA GLAS TANK BODY	185.55
03/05/26	546074-57201-5000	544-FINAL	VENDOR	COOPER POOLS, INC.	KIDDIE POOL MAINT	1,440.00
03/16/26	546074-57201-5000	577	VENDOR	COOPER POOLS, INC.	POOL REPAIRS	214.62
03/16/26	546074-57201-5000	575	VENDOR	COOPER POOLS, INC.	GO-KIT38-9 STA-RITE MAX-E-GLAS II PUMP SEAL KIT	320.78
04/03/26	546074-57201-5000	25428	VENDOR	HIMES ELECTRICAL SERVICE, INC.	POOL RPRS	163.75
04/25/26	546074-57201-5000	51-BID-8201359	VENDOR	FLORIDA DEPT OF HEALTH	Pool Permit 51-60-00719 (Zero Entry Activity Pool)	145.00
04/30/26	546074-57201-5000	51-BID-8200853	VENDOR	FLORIDA DEPT OF HEALTH	Pool Permit 51-60-00566 (Main Pool)	280.00
05/01/26	546074-57201-5000	724	VENDOR	COOPER POOLS, INC.	Flange, Gasket, Bolt Kit and Plumbing	567.71
05/01/26	546074-57201-5000	732	VENDOR	COOPER POOLS, INC.	Flange, Gasket, Bolt Kit and Plumbing	297.11
05/21/26	546074-57201-5000	699	VENDOR	COOPER POOLS, INC.	Pressure Test Lines	250.00
06/08/26	546074-57201-5000	052626-8900-ACH	VENDOR	TRUIST BANK-8900 ACH from #5221	APRIL/MAY PURCHASES	34.99
06/08/26	546074-57201-5000	748	VENDOR	COOPER POOLS, INC.	Plumbing for Pool Equipment	1,233.17
06/25/26	546074-57201-5000	892	VENDOR	COOPER POOLS, INC.	19 inch DE Spin Grid Filter Disc	7,080.00
07/01/26	546074-57201-5000	905	VENDOR	COOPER POOLS, INC.	Main Drain Recertification x 3	1,485.00
07/01/26	546074-57201-5000	906	VENDOR	COOPER POOLS, INC.	Main Drain Recertification	495.00
07/20/26	546074-57201-5000	1989	VENDOR	COOPER POOLS, INC.	Stenner Pump 45M5 Series	727.31
07/21/26	546074-57201-5000	1991	VENDOR	COOPER POOLS, INC.	Pipe Repairs Due to Wall Failure	284.02
08/02/26	546074-57201-5000	2283	VENDOR	COOPER POOLS, INC.	Product Needed for Mounting Equipment	1,220.54
08/27/26	546074-57201-5000	2267	VENDOR	COOPER POOLS, INC.	Repair Float Assembly	614.54
09/30/26	546074-57201-5000	2564	VENDOR	COOPER POOLS, INC.	SXPH Polymer Body PH Sensor	875.29
					YTD Total	21,720.35
					Annual Budget	$9,000.00
					Amount Remaining / (Budget overage)	*($12,720.35)*
					% of Budget	*241.3%*

Oakstead Community Development District

Expenditure Report - General Fund

For the Period(s) from Oct 01, 2025 to Sep 30, 2026

(Sorted by Department)

Posting Date	Account #	Document #	Trans. Type	Vendor Name	Description	Amount
Account Name: Miscellaneous Services						
10/26/25	549001-57201-5000	102625-3771-ACH	VENDOR	TRUIST BANK-8900 ACH from #5221	TRUIST 9/27/25-10/26/25 CC Purchases	34.36
10/27/25	549001-57201-5000	18054	VENDOR	COMPLETE I.T.	Laptop Charger & Labor for onsite restoration	403.99
10/31/25	549001-57201-5000	7006610584	VENDOR	THE CHAMBERLAIN GROUP	60 Remotes	521.97
12/02/25	549001-57201-5000	21646	VENDOR	PHOENIX SERVICE SYSTEMS, INC	12/02/25 Pest & Rodent Control	25.00
12/03/25	549001-57201-5000	120325	VENDOR	LYNN TEMPERA	CHRISTMAS BONUSES	400.00
01/13/26	549001-57201-5000	7006796130	VENDOR	THE CHAMBERLAIN GROUP	Chamberlain® Single-Button Remote Control	23.29
01/26/26	549001-57201-5000	JE002268	JE		Reclass Truist Bank CC 12/27/25-01/26/26	260.81
03/01/26	549001-57201-5000	7006796130-1	VENDOR	THE CHAMBERLAIN GROUP	SINGLE BUTTON REMOTE CONTROL	500.00
03/06/26	549001-57201-5000	2160-9574	VENDOR	FASTSIGNS OF WESLEY CHAPEL	SIGNAGE	955.00
04/01/26	549001-57201-5000	JE002241	JE		Reclass The Chamberlain Group Inv 7006610584 60 Remotes	(521.97)
04/01/26	549001-57201-5000	JE002242	JE		Reclass Lynn Tempera Christmas Bonus	(400.00)
04/01/26	549001-57201-5000	JE002243	JE		Reclass Phoenix Service Systems Inv 21646 12/02/25 Pest & Rodent Co	(25.00)
04/01/26	549001-57201-5000	JE002244	JE		Reclass Complete I.T Laptop Charger & Labor for onsite restoration	(403.99)
04/20/26	549001-57201-5000	JE002250	JE		Truist Bank ACH March Purchases	16.65
05/04/26	549001-57201-5000	2160-9791	VENDOR	FASTSIGNS OF WESLEY CHAPEL	ETCHED ALUMINUM	602.00
05/14/26	549001-57201-5000	7006974682	VENDOR	THE CHAMBERLAIN GROUP	SINGLE BUTTON REMOTE CONTROL	543.09
06/01/26	549001-57201-5000	JE002269	JE		R/C Credit Memo 000258	(0.01)
06/01/26	549001-57201-5000	JE002269	JE		R/C Credit Memo 000259	(0.01)
06/08/26	549001-57201-5000	052626-8900-ACH	VENDOR	TRUIST BANK-8900 ACH from #5221	APRIL/MAY PURCHASES	62.24
06/09/26	549001-57201-5000	20335	VENDOR	COMPLETE I.T.	CIT ACS Prox Key Fobs - Blue	350.00
06/15/26	549001-57201-5000	20383	VENDOR	COMPLETE I.T.	.5 hours Remote Remediation	82.50
06/17/26	549001-57201-5000	20399	VENDOR	COMPLETE I.T.	Keswick Unifi 2 Wire Retrofit	746.52
06/25/26	549001-57201-5000	7007073164	VENDOR	THE CHAMBERLAIN GROUP	SINGLE BUTTON REMOTE CONTROL	543.09
					YTD Total	4,719.53
					Annual Budget	$279.96
					Amount Remaining / (Budget overage)	*($4,439.57)*
					% of Budget	*1685.8%*
Account Name: Misc-Public Relations						
10/01/25	549046-57201-5000	102525	VENDOR	BOUNCE A LOT INFLATABLES	Inflatable for 10/25/25 Fall Festival	392.40
10/01/25	549046-57201-5000	102525	VENDOR	dba PANCHO THE GREAT	Pancho The Great for 10/25/25 Fall Festival	175.00
10/01/25	549046-57201-5000	155000 TO 549046	JE		Prepaid-Pancho the Great Inv 101 10/25/25 Magic show	50.00
10/24/25	549046-57201-5000	JM-102425	VENDOR	JOELL MILLER	FALL FESTIVAL	300.00
10/26/25	549046-57201-5000	102625-3771-ACH	VENDOR	TRUIST BANK-8900 ACH from #5221	TRUIST 9/27/25-10/26/25 CC Purchases	18.99
10/26/25	549046-57201-5000	102625-3771-ACH	VENDOR	TRUIST BANK-8900 ACH from #5221	TRUIST 9/27/25-10/26/25 CC Purchases	8.69
10/26/25	549046-57201-5000	102625-3771-ACH	VENDOR	TRUIST BANK-8900 ACH from #5221	TRUIST 9/27/25-10/26/25 CC Purchases	81.89
10/26/25	549046-57201-5000	102625-3771-ACH	VENDOR	TRUIST BANK-8900 ACH from #5221	TRUIST 9/27/25-10/26/25 CC Purchases	33.95
10/26/25	549046-57201-5000	102625-3771-ACH	VENDOR	TRUIST BANK-8900 ACH from #5221	TRUIST 9/27/25-10/26/25 CC Purchases	95.98
10/26/25	549046-57201-5000	102625-3771-ACH	VENDOR	TRUIST BANK-8900 ACH from #5221	TRUIST 9/27/25-10/26/25 CC Purchases	21.92
10/26/25	549046-57201-5000	102625-3771-ACH	VENDOR	TRUIST BANK-8900 ACH from #5221	TRUIST 9/27/25-10/26/25 CC Purchases	9.83
10/26/25	549046-57201-5000	102625-3771-ACH	VENDOR	TRUIST BANK-8900 ACH from #5221	TRUIST 9/27/25-10/26/25 CC Purchases	3.59
10/26/25	549046-57201-5000	102625-3771-ACH	VENDOR	TRUIST BANK-8900 ACH from #5221	TRUIST 9/27/25-10/26/25 CC Purchases	35.64
11/07/25	549046-57201-5000	110725	VENDOR	STACY CURRAN	Holiday Light Contest Gifts-Reimbursement	236.16

Oakstead Community Development District

Expenditure Report - General Fund

For the Period(s) from Oct 01, 2025 to Sep 30, 2026

(Sorted by Department)

Posting Date	Account #	Document #	Trans. Type	Vendor Name	Description	Amount
11/10/25	549046-57201-5000	25-1107	VENDOR	NOEL LeBLANC	DJ SRVCS FIRST FRIDAY NOV 2025	150.00
11/10/25	549046-57201-5000	25-1003	VENDOR	NOEL LeBLANC	DJ SRVCS FIRST FRIDAY OCT 2025	150.00
12/01/25	549046-57201-5000	112625-8900-ACH	VENDOR	TRUIST BANK-8900 ACH from #5221	NOV PURCHASES	81.94
12/01/25	549046-57201-5000	112625-8900-ACH	VENDOR	TRUIST BANK-8900 ACH from #5221	NOV PURCHASES	6.48
12/03/25	549046-57201-5000	120325-ACH	VENDOR	SAM'S CLUB - ACH	PUBLIC RELATIONS	126.02
12/15/25	549046-57201-5000	121625	VENDOR	IN MOTION BILLBOARDS INC	Exclusive Movie Night	350.00
12/26/25	549046-57201-5000	122625-8900-ACH	VENDOR	TRUIST BANK-8900 ACH from #5221	DEC PURCHASES	15.76
01/26/26	549046-57201-5000	012626-8900-ACH	VENDOR	TRUIST BANK-8900 ACH from #5221	Truist Bank CC 12/27/25 - 01/26/26	295.19
02/03/26	549046-57201-5000	HT-041826	VENDOR	HUNT TALENT, LLC	SPECIAL EVENTS	40.00
02/09/26	549046-57201-5000	26-0109	VENDOR	NOEL LeBLANC	1/2/26 DJ service	150.00
02/09/26	549046-57201-5000	26-0123	VENDOR	NOEL LeBLANC	1/2/26 DJ service	150.00
02/09/26	549046-57201-5000	26-0206	VENDOR	NOEL LeBLANC	DJ SRVCS FOR FIRST FRIDAY	150.00
02/23/26	549046-57201-5000	26-0220	VENDOR	NOEL LeBLANC	DJ Service for Friday 2 of 2 February 2026	150.00
02/27/26	549046-57201-5000	120325-ACH	VENDOR	SAM'S CLUB - ACH	Credit Memo 000252	(126.02)
03/09/26	549046-57201-5000	022626-8900-ACH	VENDOR	TRUIST BANK-8900 ACH from #5221	cardholder activity	34.10
03/21/26	549046-57201-5000	26-0306	VENDOR	NOEL LeBLANC	DJ Service for Friday 2 of 2 February 2026	150.00
03/23/26	549046-57201-5000	26-0320	VENDOR	NOEL LeBLANC	DJ SRVCS	150.00
04/18/26	549046-57201-5000	041826-HT	VENDOR	HUNT TALENT, LLC	Hunt Talent	360.00
04/20/26	549046-57201-5000	032626-8900-ACH	VENDOR	TRUIST BANK-8900 ACH from #5221	MARCH PURCHASES	213.84
04/20/26	549046-57201-5000	032626-8900-ACH	VENDOR	TRUIST BANK-8900 ACH from #5221	MARCH PURCHASES	246.59
05/01/26	549046-57201-5000	26-0403	VENDOR	NOEL LeBLANC	DJ Service April 17 2026 1 of 2	150.00
05/01/26	549046-57201-5000	26-0501	VENDOR	NOEL LeBLANC	DJ Service May 2026	150.00
05/01/26	549046-57201-5000	042626-8900-ACH	VENDOR	TRUIST BANK-8900 ACH from #5221	Office Supplies	210.50
05/02/26	549046-57201-5000	26-0417	VENDOR	NOEL LeBLANC	DJ Service April 2026	150.00
05/14/26	549046-57201-5000	050626	VENDOR	BOUNCE A LOT INFLATABLES	Inflatable for 5/25/26 Memorial BBQ	1,184.90
05/25/26	549046-57201-5000	26-0525	VENDOR	NOEL LeBLANC	DJ Service Memorial Day May 25 2026	400.00
06/07/26	549046-57201-5000	060726-2879-ACH	VENDOR	SAM'S CLUB - ACH	APRIL / MAY PURCHASES	925.44
06/08/26	549046-57201-5000	052626-8900-ACH	VENDOR	TRUIST BANK-8900 ACH from #5221	APRIL/MAY PURCHASES	30.54
06/08/26	549046-57201-5000	052626-8900-ACH	VENDOR	TRUIST BANK-8900 ACH from #5221	APRIL/MAY PURCHASES	23.50
06/08/26	549046-57201-5000	052626-8900-ACH	VENDOR	TRUIST BANK-8900 ACH from #5221	APRIL/MAY PURCHASES	6.99
07/01/26	549046-57201-5000	062626-8900-ACH	VENDOR	TRUIST BANK-8900 ACH from #5221	JUNE PURCHASES	8.96
07/01/26	549046-57201-5000	JE002270	JE		R/C Truist Bank -8900 ACH From #5221 June Purchases	239.98
07/10/26	549046-57201-5000	26-0710	VENDOR	NOEL LeBLANC	DJ SVCS FOR FIRST FRIDAY	150.00
08/01/26	549046-57201-5000	26-06-05	VENDOR	NOEL LeBLANC	DJ Service JUN2026	150.00
08/06/26	549046-57201-5000	072626-8900	VENDOR	TRUIST BANK-8900 ACH from #5221	JULY PURCHASES	25.00
09/03/26	549046-57201-5000	090226-TB	VENDOR	TAMPA BIG SCREEN RENTALS	MOVE ON THE POND DECK	495.00
09/14/26	549046-57201-5000	082626-8900-ACH	VENDOR	TRUIST BANK-8900 ACH from #5221	JULY / AUG PURCHASES	120.74
09/14/26	549046-57201-5000	082626-8900-ACH	VENDOR	TRUIST BANK-8900 ACH from #5221	JULY / AUG PURCHASES	271.27
					YTD Total	9,000.76
					Annual Budget	$10,000.00
					Amount Remaining / (Budget overage)	*$999.24*
					% of Budget	*90.0%*

Oakstead Community Development District

Expenditure Report - General Fund

For the Period(s) from Oct 01, 2025 to Sep 30, 2026

(Sorted by Department)

Posting Date	Account #	Document #	Trans. Type	Vendor Name	Description	Amount
Account Name: Solid Waste Disposal Assessm.						
11/17/25	549094-57201-5000	110525-00100-0040	VENDOR	MIKE FASANO	2025 Solid Waste Assessment	2,143.26
					YTD Total	2,143.26
					Annual Budget	$1,920.00
					Amount Remaining / (Budget overage)	*($223.26)*
					% of Budget	*111.6%*
Account Name: Newsletter Printing/Supplies						
10/26/25	549924-57201-5000	102625-3771-ACH	VENDOR	TRUIST BANK-8900 ACH from #5221	TRUIST 9/27/25-10/26/25 CC Purchases	1,485.48
11/30/25	549924-57201-5000	FY26 STANDING	JE		S/U FY26 STANDING Newsletter Printing	1,485.48
12/01/25	549924-57201-5000	112625-8900-ACH	VENDOR	TRUIST BANK-8900 ACH from #5221	NOV PURCHASES	1,485.48
12/26/25	549924-57201-5000	122625-8900-ACH	VENDOR	TRUIST BANK-8900 ACH from #5221	DEC PURCHASES	1,485.48
01/01/26	549924-57201-5000	JE002203	JE		REVERSE S/U FY26 STANDING NEWSLETTER PRINTING	(1,485.48)
01/26/26	549924-57201-5000	012626-8900-ACH	VENDOR	TRUIST BANK-8900 ACH from #5221	Truist Bank CC 12/27/25 - 01/26/26	1,485.48
03/09/26	549924-57201-5000	022626-8900-ACH	VENDOR	TRUIST BANK-8900 ACH from #5221	cardholder activity	1,485.48
04/20/26	549924-57201-5000	032626-8900-ACH	VENDOR	TRUIST BANK-8900 ACH from #5221	MARCH PURCHASES	1,485.48
05/01/26	549924-57201-5000	042626-8900-ACH	VENDOR	TRUIST BANK-8900 ACH from #5221	Office Supplies	1,485.48
06/08/26	549924-57201-5000	052626-8900-ACH	VENDOR	TRUIST BANK-8900 ACH from #5221	APRIL/MAY PURCHASES	1,485.48
07/01/26	549924-57201-5000	062626-8900-ACH	VENDOR	TRUIST BANK-8900 ACH from #5221	JUNE PURCHASES	1,485.48
09/14/26	549924-57201-5000	082626-8900-ACH	VENDOR	TRUIST BANK-8900 ACH from #5221	JULY / AUG PURCHASES	1,485.48
					YTD Total	14,854.80
					Annual Budget	$17,826.00
					Amount Remaining / (Budget overage)	*$2,971.20*
					% of Budget	*83.3%*
Account Name: Office Supplies						
10/26/25	551002-57201-5000	102625-3771-ACH	VENDOR	TRUIST BANK-8900 ACH from #5221	TRUIST 9/27/25-10/26/25 CC Purchases	6.79
10/26/25	551002-57201-5000	102625-3771-ACH	VENDOR	TRUIST BANK-8900 ACH from #5221	TRUIST 9/27/25-10/26/25 CC Purchases	10.44
10/26/25	551002-57201-5000	102625-3771-ACH	VENDOR	TRUIST BANK-8900 ACH from #5221	TRUIST 9/27/25-10/26/25 CC Purchases	(6.98)
10/26/25	551002-57201-5000	102625-3771-ACH	VENDOR	TRUIST BANK-8900 ACH from #5221	TRUIST 9/27/25-10/26/25 CC Purchases	9.96
10/26/25	551002-57201-5000	102625-3771-ACH	VENDOR	TRUIST BANK-8900 ACH from #5221	TRUIST 9/27/25-10/26/25 CC Purchases	76.56
11/01/25	551002-57201-5000	102625-8900-ACH	VENDOR	TRUIST BANK-8900 ACH from #5221	TRUIST 10/6/25-10/24/25 CC Purchases (Luis)	32.09
12/01/25	551002-57201-5000	112625-8900-ACH	VENDOR	TRUIST BANK-8900 ACH from #5221	NOV PURCHASES	101.14
12/01/25	551002-57201-5000	112625-8900-ACH	VENDOR	TRUIST BANK-8900 ACH from #5221	NOV PURCHASES	49.98
12/26/25	551002-57201-5000	122625-8900-ACH	VENDOR	TRUIST BANK-8900 ACH from #5221	DEC PURCHASES	321.35
01/12/26	551002-57201-5000	010226-0316	VENDOR	LOWE'S COMPANIES	Lowes 11/6-28/25 CC Purchases	111.65
01/26/26	551002-57201-5000	012626-8900-ACH	VENDOR	TRUIST BANK-8900 ACH from #5221	Truist Bank CC 12/27/25 - 01/26/26	816.27
03/09/26	551002-57201-5000	022626-8900-ACH	VENDOR	TRUIST BANK-8900 ACH from #5221	cardholder activity	546.50
04/17/26	551002-57201-5000	040226-0316-ACH	VENDOR	LOWE'S COMPANIES	Office Supplies	28.46
04/20/26	551002-57201-5000	032626-8900-ACH	VENDOR	TRUIST BANK-8900 ACH from #5221	MARCH PURCHASES	11.36
05/01/26	551002-57201-5000	042626-8900-ACH	VENDOR	TRUIST BANK-8900 ACH from #5221	Office Supplies	191.79
06/08/26	551002-57201-5000	052626-8900-ACH	VENDOR	TRUIST BANK-8900 ACH from #5221	APRIL/MAY PURCHASES	(4.99)
07/01/26	551002-57201-5000	062626-8900-ACH	VENDOR	TRUIST BANK-8900 ACH from #5221	JUNE PURCHASES	456.77
08/06/26	551002-57201-5000	072626-8900	VENDOR	TRUIST BANK-8900 ACH from #5221	JULY PURCHASES	175.46

Oakstead Community Development District

Expenditure Report - General Fund

For the Period(s) from Oct 01, 2025 to Sep 30, 2026

(Sorted by Department)

Posting Date	Account #	Document #	Trans. Type	Vendor Name	Description	Amount
09/14/26	551002-57201-5000	082626-8900-ACH	VENDOR	TRUIST BANK-8900 ACH from #5221	JULY / AUG PURCHASES	207.03
09/15/26	551002-57201-5000	090226-9031-ACH	VENDOR	LOWE'S COMPANIES	AUG PURCHASES	25.98
					YTD Total	3,167.61
					Annual Budget	$1,900.00
					Amount Remaining / (Budget overage)	*($1,267.61)*
					% of Budget	*166.7%*
Account Name: Cleaning Supplies						
10/26/25	551003-57201-5000	102625-3771-ACH	VENDOR	TRUIST BANK-8900 ACH from #5221	TRUIST 9/27/25-10/26/25 CC Purchases	23.46
10/26/25	551003-57201-5000	102625-3771-ACH	VENDOR	TRUIST BANK-8900 ACH from #5221	TRUIST 9/27/25-10/26/25 CC Purchases	105.98
10/29/25	551003-57201-5000	14653	VENDOR	CLEAN SWEEP SUPPLY CO., INC.	Multifold Towels	31.25
12/01/25	551003-57201-5000	112625-8900-ACH	VENDOR	TRUIST BANK-8900 ACH from #5221	NOV PURCHASES	11.52
12/01/25	551003-57201-5000	112625-8900-ACH	VENDOR	TRUIST BANK-8900 ACH from #5221	NOV PURCHASES	52.45
01/26/26	551003-57201-5000	012626-8900-ACH	VENDOR	TRUIST BANK-8900 ACH from #5221	Truist Bank CC 12/27/25 - 01/26/26	113.53
02/04/26	551003-57201-5000	15473	VENDOR	CLEAN SWEEP SUPPLY CO., INC.	Cleaning supplies	67.85
03/09/26	551003-57201-5000	022626-8900-ACH	VENDOR	TRUIST BANK-8900 ACH from #5221	cardholder activity	111.54
03/10/26	551003-57201-5000	15813	VENDOR	CLEAN SWEEP SUPPLY CO., INC.	Bathroom Supplies	173.70
04/17/26	551003-57201-5000	040226-0316-ACH	VENDOR	LOWE'S COMPANIES	Office Supplies	61.88
04/20/26	551003-57201-5000	032626-8900-ACH	VENDOR	TRUIST BANK-8900 ACH from #5221	MARCH PURCHASES	176.20
05/01/26	551003-57201-5000	042626-8900-ACH	VENDOR	TRUIST BANK-8900 ACH from #5221	Office Supplies	194.10
05/05/26	551003-57201-5000	16254	VENDOR	CLEAN SWEEP SUPPLY CO., INC.	Bathroom Supplies	140.70
05/29/26	551003-57201-5000	16399	VENDOR	CLEAN SWEEP SUPPLY CO., INC.	Bathroom Supplies	193.90
06/08/26	551003-57201-5000	052626-8900-ACH	VENDOR	TRUIST BANK-8900 ACH from #5221	APRIL/MAY PURCHASES	25.90
06/08/26	551003-57201-5000	052626-8900-ACH	VENDOR	TRUIST BANK-8900 ACH from #5221	APRIL/MAY PURCHASES	14.99
06/08/26	551003-57201-5000	052626-8900-ACH	VENDOR	TRUIST BANK-8900 ACH from #5221	APRIL/MAY PURCHASES	(10.94)
06/09/26	551003-57201-5000	060226-0316	VENDOR	LOWE'S COMPANIES	May Charges	55.04
06/30/26	551003-57201-5000	16601	VENDOR	CLEAN SWEEP SUPPLY CO., INC.	Bathroom Supplies	62.50
07/01/26	551003-57201-5000	062626-8900-ACH	VENDOR	TRUIST BANK-8900 ACH from #5221	JUNE PURCHASES	366.34
07/15/26	551003-57201-5000	16819	VENDOR	CLEAN SWEEP SUPPLY CO., INC.	Bathroom Supplies	62.50
08/06/26	551003-57201-5000	072626-8900	VENDOR	TRUIST BANK-8900 ACH from #5221	JULY PURCHASES	7.68
08/28/26	551003-57201-5000	080226-0316-ACH	VENDOR	LOWE'S COMPANIES	JULY PURCHASES	61.32
09/14/26	551003-57201-5000	082626-8900-ACH	VENDOR	TRUIST BANK-8900 ACH from #5221	JULY / AUG PURCHASES	146.63
					YTD Total	2,250.02
					Annual Budget	$1,700.00
					Amount Remaining / (Budget overage)	*($550.02)*
					% of Budget	*132.4%*
Account Name: Op Supplies - Clubhouse						
10/31/25	552003-57201-5000	110225-0316-ACH	VENDOR	LOWE'S COMPANIES	Lowes: 10/13/25-10/31/25 CC Purchases	31.24
10/31/25	552003-57201-5000	110225-0316-ACH	VENDOR	LOWE'S COMPANIES	Lowes: 10/13/25-10/31/25 CC Purchases	(27.85)
10/31/25	552003-57201-5000	110225-0316-ACH	VENDOR	LOWE'S COMPANIES	Lowes: 10/13/25-10/31/25 CC Purchases	27.85
10/31/25	552003-57201-5000	110225-0316-ACH	VENDOR	LOWE'S COMPANIES	Lowes: 10/13/25-10/31/25 CC Purchases	26.03
10/31/25	552003-57201-5000	110225-0316-ACH	VENDOR	LOWE'S COMPANIES	Lowes: 10/13/25-10/31/25 CC Purchases	76.72
10/31/25	552003-57201-5000	110225-0316-ACH	VENDOR	LOWE'S COMPANIES	Lowes: 10/13/25-10/31/25 CC Purchases	21.13

Oakstead Community Development District

Expenditure Report - General Fund

For the Period(s) from Oct 01, 2025 to Sep 30, 2026

(Sorted by Department)

Posting Date	Account #	Document #	Trans. Type	Vendor Name	Description	Amount
10/31/25	552003-57201-5000	110225-0316-ACH	VENDOR	LOWE'S COMPANIES	Lowes: 10/13/25-10/31/25 CC Purchases	36.84
10/31/25	552003-57201-5000	110225-0316-ACH	VENDOR	LOWE'S COMPANIES	Lowes: 10/13/25-10/31/25 CC Purchases	21.51
11/10/25	552003-57201-5000	43425TO	VENDOR	CULLIGAN GULF COAST WATER CONDITIONING, INC	WATER BOTTLES & SLEEVES CUPS	90.60
11/10/25	552003-57201-5000	1004288	VENDOR	CULLIGAN GULF COAST WATER CONDITIONING, INC	Cooler Rental Fee	7.00
11/10/25	552003-57201-5000	40610TO	VENDOR	CULLIGAN GULF COAST WATER CONDITIONING, INC	Bottled Water	78.40
11/10/25	552003-57201-5000	1004156	VENDOR	CULLIGAN GULF COAST WATER CONDITIONING, INC	Cooler Rental Fee	7.00
11/10/25	552003-57201-5000	37950TO	VENDOR	CULLIGAN GULF COAST WATER CONDITIONING, INC	Bottled Water	54.00
11/10/25	552003-57201-5000	1004030	VENDOR	CULLIGAN GULF COAST WATER CONDITIONING, INC	Cooler Rental Fee	7.00
11/17/25	552003-57201-5000	LT-111725	VENDOR	LYNN TEMPERA	5/26/25-11/14/25 REPLENISH PETTY CASH	206.31
12/01/25	552003-57201-5000	112625-8900-ACH	VENDOR	TRUIST BANK-8900 ACH from #5221	NOV PURCHASES	17.99
12/01/25	552003-57201-5000	112625-8900-ACH	VENDOR	TRUIST BANK-8900 ACH from #5221	NOV PURCHASES	32.28
12/01/25	552003-57201-5000	112625-8900-ACH	VENDOR	TRUIST BANK-8900 ACH from #5221	NOV PURCHASES	32.28
12/01/25	552003-57201-5000	112625-8900-ACH	VENDOR	TRUIST BANK-8900 ACH from #5221	NOV PURCHASES	35.98
12/01/25	552003-57201-5000	112625-8900-ACH	VENDOR	TRUIST BANK-8900 ACH from #5221	NOV PURCHASES	55.76
12/01/25	552003-57201-5000	112625-8900-ACH	VENDOR	TRUIST BANK-8900 ACH from #5221	NOV PURCHASES	105.30
12/01/25	552003-57201-5000	112625-8900-ACH	VENDOR	TRUIST BANK-8900 ACH from #5221	NOV PURCHASES	39.99
12/01/25	552003-57201-5000	112625-8900-ACH	VENDOR	TRUIST BANK-8900 ACH from #5221	NOV PURCHASES	35.98
12/01/25	552003-57201-5000	112625-8900-ACH	VENDOR	TRUIST BANK-8900 ACH from #5221	NOV PURCHASES	71.96
12/01/25	552003-57201-5000	112625-8900-ACH	VENDOR	TRUIST BANK-8900 ACH from #5221	NOV PURCHASES	16.92
12/01/25	552003-57201-5000	112625-8900-ACH	VENDOR	TRUIST BANK-8900 ACH from #5221	NOV PURCHASES	325.35
12/01/25	552003-57201-5000	112625-8900-ACH	VENDOR	TRUIST BANK-8900 ACH from #5221	NOV PURCHASES	142.99
12/01/25	552003-57201-5000	112625-8900-ACH	VENDOR	TRUIST BANK-8900 ACH from #5221	NOV PURCHASES	44.98
12/01/25	552003-57201-5000	112625-8900-ACH	VENDOR	TRUIST BANK-8900 ACH from #5221	NOV PURCHASES	155.98
12/01/25	552003-57201-5000	112625-8900-ACH	VENDOR	TRUIST BANK-8900 ACH from #5221	NOV PURCHASES	99.26
12/01/25	552003-57201-5000	112625-8900-ACH	VENDOR	TRUIST BANK-8900 ACH from #5221	NOV PURCHASES	109.99
12/08/25	552003-57201-5000	120225-0316-ACH	VENDOR	LOWE'S COMPANIES	Lowes 11/6-28/25 CC Purchases	57.67
12/13/25	552003-57201-5000	3976	VENDOR	NELSON'S CPR & FIRST AID	Infant/Child SMART Pads Cartridge, HS1	212.00
01/01/26	552003-57201-5000	1004414	VENDOR	CULLIGAN GULF COAST WATER CONDITIONING, INC	COOLER RENTAL	7.00
01/01/26	552003-57201-5000	1004552	VENDOR	CULLIGAN GULF COAST WATER CONDITIONING, INC	COOLER RENTAL	7.00
01/03/26	552003-57201-5000	46289TO	VENDOR	CULLIGAN GULF COAST WATER CONDITIONING, INC	Bottled Water	36.00
01/06/26	552003-57201-5000	3982	VENDOR	NELSON'S CPR & FIRST AID	Philips OnSite & FRx AED Battery	312.60
04/20/26	552003-57201-5000	032626-8900-ACH	VENDOR	TRUIST BANK-8900 ACH from #5221	MARCH PURCHASES	24.65
05/01/26	552003-57201-5000	51413TP	VENDOR	CULLIGAN GULF COAST WATER CONDITIONING, INC	WATER DELIVERY	105.40
05/01/26	552003-57201-5000	1005145	VENDOR	CULLIGAN GULF COAST WATER CONDITIONING, INC	COOLER RENTAL	7.00
05/01/26	552003-57201-5000	1004993	VENDOR	CULLIGAN GULF COAST WATER CONDITIONING, INC	COOLER RENTAL	7.00
05/01/26	552003-57201-5000	1004845	VENDOR	CULLIGAN GULF COAST WATER CONDITIONING, INC	COOLER RENTAL	7.00
05/01/26	552003-57201-5000	54155TP	VENDOR	CULLIGAN GULF COAST WATER CONDITIONING, INC	WATER DELIVERY	45.00
05/01/26	552003-57201-5000	1004701	VENDOR	CULLIGAN GULF COAST WATER CONDITIONING, INC	COOLER RENTAL	7.00
05/21/26	552003-57201-5000	62122TP	VENDOR	CULLIGAN GULF COAST WATER CONDITIONING, INC	WATER DELIVERY	117.00
05/26/26	552003-57201-5000	LT-052626	VENDOR	LYNN TEMPERA	11/21/25-4/18/26 REPLENISH PETTY CASH	220.00
06/01/26	552003-57201-5000	1005306	VENDOR	CULLIGAN GULF COAST WATER CONDITIONING, INC	COOLER RENTAL	7.00
06/05/26	552003-57201-5000	7056	VENDOR	ADMAZING IMPRINTS, INC	Staff Shirts (13 qty)	310.90
06/07/26	552003-57201-5000	BW00650	VENDOR	CULLIGAN GULF COAST WATER CONDITIONING, INC	WATER DELIVERY	27.00
06/18/26	552003-57201-5000	64802TP	VENDOR	CULLIGAN GULF COAST WATER CONDITIONING, INC	WATER DELIVERY	107.00
07/01/26	552003-57201-5000	1005466	VENDOR	CULLIGAN GULF COAST WATER CONDITIONING, INC	COOLER RENTAL	7.00

Oakstead Community Development District

Expenditure Report - General Fund

For the Period(s) from Oct 01, 2025 to Sep 30, 2026

(Sorted by Department)

Posting Date	Account #	Document #	Trans. Type	Vendor Name	Description	Amount
07/01/26	552003-57201-5000	062626-8900-ACH	VENDOR	TRUIST BANK-8900 ACH from #5221	JUNE PURCHASES	23.67
07/17/26	552003-57201-5000	67173TP	VENDOR	CULLIGAN GULF COAST WATER CONDITIONING, INC	WATER DELIVERY	78.50
08/13/26	552003-57201-5000	69939TP	VENDOR	CULLIGAN GULF COAST WATER CONDITIONING, INC	WATER DELIVERY	69.00
08/14/26	552003-57201-5000	1005625	VENDOR	CULLIGAN GULF COAST WATER CONDITIONING, INC	COOLER RENTAL	7.00
08/19/26	552003-57201-5000	21025	VENDOR	COMPLETE I.T.	CITACS Prox Key Fobs Blue	700.00
08/19/26	552003-57201-5000	4147	VENDOR	NELSON'S CPR & FIRST AID	Philips OnSite Adult Pads	194.93
08/28/26	552003-57201-5000	080226-0316-ACH	VENDOR	LOWE'S COMPANIES	JULY PURCHASES	46.10
09/01/26	552003-57201-5000	1005785	VENDOR	CULLIGAN GULF COAST WATER CONDITIONING, INC	COOLER RENTAL	7.00
09/15/26	552003-57201-5000	090226-9031-ACH	VENDOR	LOWE'S COMPANIES	AUG PURCHASES	108.70
09/30/26	552003-57201-5000	72516TP	VENDOR	CULLIGAN GULF COAST WATER CONDITIONING, INC	Bottled Water & Delivery Fee	88.00
					YTD Total	4,940.89
					Annual Budget	$1,700.00
					Amount Remaining / (Budget overage)	*($3,240.89)*
					% of Budget	*290.6%*
Account Name: Op Supplies - Pool Chemicals						
06/08/26	552009-57201-5000	052626-8900-ACH	VENDOR	TRUIST BANK-8900 ACH from #5221	APRIL/MAY PURCHASES	26.94
					YTD Total	26.94
					Annual Budget	$7,000.00
					Amount Remaining / (Budget overage)	*$6,973.06*
					% of Budget	*0.4%*
Account Name: Reserve - Clubhouse						
11/01/25	568046-57201-5000	2964	VENDOR	FINN OUTDOOR	O&M Repairs all Ponds $51,400.00 Deposit	25,700.00
11/01/25	568046-57201-5000	568046 TO 568126	JE		R/C INV 2964-Deposit for O&M Rprs to all Ponds $51,400	(25,700.00)
06/26/26	568046-57201-5000	2160-9763	VENDOR	FASTSIGNS OF WESLEY CHAPEL	Wall Mural Replacement	7,587.00
07/28/26	568046-57201-5000	072426-1024825	VENDOR	GABLES MOTORSPORTS WESLEY CHAPEL	Polaris Ranger SP 570	21,083.81
					YTD Total	28,670.81
					Annual Budget	$6,525.00
					Amount Remaining / (Budget overage)	*($22,145.81)*
					% of Budget	*439.4%*

Parks And Recreation Department Total:	**$359,089.50**

TOTAL EXPENDITURES & OTHER FINANCING USES:	**$ 1,468,145.45**
SOR Balance as of 07/31/26	**$ -**

1,468,145.45
rounding

AZ Tree Service
9901 Ideal Ln.
Hudson, FL 34667

Proposal #3959

Created: 09/21/2026
From: Scott Mclaren

Proposal For

Oakstead

mobile: 8139496591
oaksteadparkdirector@oaksteadcdd.org

Location

3338 Oakstead Blvd
Land O' Lakes, FL 34638

3338 Oakstead Blvd 34638

Terms

Due on Receipt

ITEM DESCRIPTION	QUANTITY	UNIT PRICE	AMOUNT
1) Labor 16 Oak trees, removing grind plus one palm tree no grind	1 MH	$ 25,000.00	$ 25,000.00

All work will be completed in accordance with these plans unless subsequent changes are agreed upon in writing. A-Z Tree Service, Inc is not responsible for any damaged underground cables, pipes, sprinkler lines or heads, curbing, sidewalks, or driveways while removing trees or grinding stumps. All septic areas in work zone need to be flagged by homeowner before A-Z arrives on site to begin work. Balances not paid by the due date are subject to late fees.

**This proposal is valid for 60 days. After 60 days, pricing and availability are subject to change.*

SUBTOTAL	$ 25,000.00
SALES TAX	$ 0.00
TOTAL	$ 25,000.00

Signature

x Luis Chaguaceda Date:

Please sign here to accept the terms and conditions

Sales Reps

Scott Mclaren
Office: 3523453050
Mobile: 3528426914
aztreeservicesale@gmail.com

Photos

































Oakstead R.O.W. Assessment

Prepared for:

Oakstead Community Development District

Authors: Jordan Caviggia, PE
Author's Name

Palmer Stapler, EI
Author's Name

DRAFT

1 North Dale Mabry Highway, Suite 700
Tampa, Florida 33609
TEL 813.579.5841
WEB www.structurepoint.com

OAKSTEAD - RIGHT OF WAY ASSESSMENT

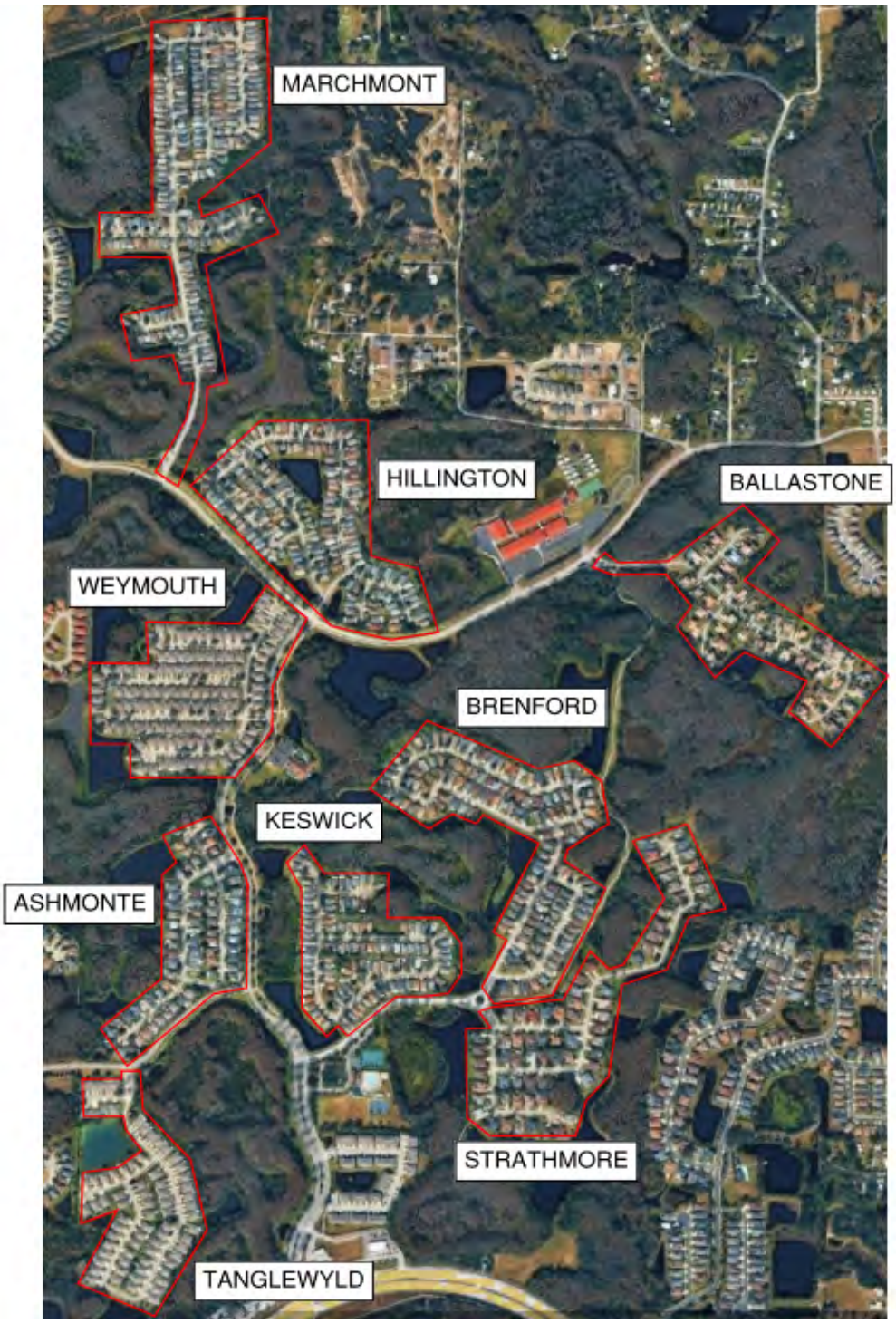

AMERICAN STRUCTUREPOINT INC.

Table of Contents

Introduction 4-5

Assessment Summary 6-9

Total Cost 10-11

Cost by Subdivision 12-22

Pay Item Summaries 23-73

- Asphalt Replacements 23-26
- Curb & Gutter Replacements 27-30
- Curb Ramp Replacements 31-32
- Driveway Replacements 33-35
- Inlet Top Replacements 36-37
- Performance Turf, Sod 38-50
- Sidewalk Replacements 51-63
- Tree Removal 64-73

INTRODUCTION

OAKSTEAD - RIGHT OF WAY ASSESSMENT

The Oakstead Community has experienced recurring infrastructure-related issues associated with its mature tree canopy and aging site improvements. These conditions include curb displacement, sidewalk heaving, localized drainage deficiencies, and reduced effectiveness of pedestrian and roadway lighting.

Based on preliminary information and field observations, the primary contributing factors appear to be expansive tree root systems and tree canopies, settlement of subsurface utility trenches, and aging stormwater infrastructure.The resulting impacts extend beyond maintenance concerns and present safety, accessibility, and operational challenges throughout the community. Uplifted and cracked sidewalks create tripping hazards and may contribute to Americans with Disabilities Act (ADA) compliance concerns, while standing water conditions can accelerate pavement deterioration, increase maintenance obligations, and negatively affect pedestrian mobility and safety. In addition, overgrown tree canopies may obstruct roadway and pedestrian lighting, reducing nighttime visibility for residents and visitors.

To address these concerns, American Structurepoint, Inc. (ASI) was retained to evaluate existing conditions throughout the Oakstead Community and develop practical, long-term improvement strategies. The purpose of this assessment is to identify the root causes of observed deficiencies, evaluate their extent and severity, and provide conceptual repair and mitigation alternatives with associated planning-level cost estimates.This report documents ASI's field investigations, technical evaluations, and recommendations for addressing impacts associated with tree roots, drainage deficiencies, accessibility concerns, and lighting obstructions. The following sections outline the scope of services performed in support of this assessment and summarize the methodology used to develop recommended improvements for the community.

OAKSTEAD - RIGHT OF WAY ASSESSMENT

ASSESSMENT SUMMARY

AMERICAN STRUCTUREPOINT INC.

Existing Conditions Summary

During field reviews of the Ashmonte, Ballastone, Brenford, Hillington, Keswick, Marchmont, Strathmore, Tanglewyld, and Weymouth neighborhoods, several recurring issues were identified throughout the community. Most of the trees located within the utility strips are impacting nearby infrastructure as their root systems continue to grow and expand.

Tree roots are causing damage to sidewalks, curb and gutter, curb ramps, driveways, and stormwater inlets. These impacts have resulted in cracked and uneven walking surfaces, uplifted sidewalks, drainage problems, accessibility concerns, and damage to stormwater structures. In some areas, sidewalks have previously been ground down to reduce tripping hazards; however, many locations still contain uneven panels that do not meet current accessibility standards due to ongoing root growth.

Field observations made during and after rainfall events also identified several drainage concerns throughout the neighborhoods. In many locations, uplifted curb and gutter sections caused by tree roots are restricting the flow of stormwater. As a result, water is unable to drain properly and frequently ponds along the roadway and adjacent areas.

A nighttime assessment further identified several lighting deficiencies within the community. In many areas, tree branches have grown around existing streetlights and are blocking light from reaching the roadway and sidewalks. This reduced visibility may create safety concerns for both drivers and pedestrians. Additionally, one streetlight was observed to be non-functional during the field review.

Overall, the findings indicate that mature trees within the utility strips are contributing to a variety of infrastructure, drainage, accessibility, and lighting issues throughout the Oakstead community. These conditions should be addressed to improve safety, accessibility, and long-term maintenance of community assets.

Recommended Improvements

Based on the field reviews and analysis, solutions were developed to address the issues identified throughout the subdivisions. Detailed descriptions of each location, including the observed problem, recommended improvement, and estimated construction cost, are provided within the individual neighborhood reports. Each location has been documented with latitude and longitude coordinates, along with photographs taken during routine site visits, rainfall events, and nighttime inspections.

The assessment found that many of the existing trees are the primary cause of damage to nearby sidewalks, curbs, driveways, curb ramps, and stormwater structures. Because the root systems will continue to grow over time, temporary measures such as root pruning or root barriers are not considered practical long-term solutions. In many cases, these measures may either harm the tree or fail to prevent future infrastructure damage.

To provide a lasting solution, it is recommended that trees causing significant damage be removed and that the affected infrastructure be reconstructed. Recommended improvements may include replacement of damaged sidewalks, curb and gutter, curb ramps, driveways, asphalt pavement, and stormwater inlets. The assessment also identified sidewalk sections that do not currently show active root damage but are still uneven or do not meet current accessibility standards and should be considered for repair.

Many of the drainage problems observed throughout the community are directly related to tree-root impacts on the curb and gutter system. Reconstructing these areas after tree removal will help restore proper stormwater flow and reduce ponding within roadways and adjacent areas.

The nighttime lighting deficiencies identified during the assessment are also expected to be largely resolved through the removal of trees that currently block light from existing streetlights. This will improve visibility along roadways and sidewalks and enhance overall safety for residents, pedestrians, and motorists.

Cost Estimates and Quantity Assumptions

The construction costs presented in this report are planning-level estimates developed using historical unit costs and weighted averages from similar projects. The quantities and associated costs provided are intended for budgeting purposes only and will need to be verified and finalized during project design and construction by the selected contractor. Unit costs are based on a singular project, and phasing the project will increase unit pricing.

In several locations, infrastructure elements such as sidewalks, curbs, and other improvements may currently meet applicable standards but show signs of deterioration or early damage. These potential replacement items have been included in the cost estimates to provide a more complete understanding of possible project needs. However, the final decision regarding whether these items are repaired or replaced will be determined by the client.

Because many of the recommended improvements are interconnected, final project costs may vary based on the scope of work selected for each location. Changes to one improvement may affect the quantities and costs of other related items, resulting in adjustments to the overall construction estimate.

To develop the estimated quantities, representative measurements were taken from existing sidewalk panels, curb and gutter sections, curb ramps, and driveways within each subdivision. These sample measurements were then applied to similar locations throughout the respective neighborhood. Since individual measurements were not collected at every location identified in this assessment, the quantities presented should be considered approximate and subject to refinement during subsequent design and construction phases.

Accordingly, the estimated quantities and costs provided in this report should be viewed as reasonable planning-level projections and not final construction values. Actual quantities, unit prices, and total project costs may differ based on field conditions, final design decisions, contractor pricing, and the specific improvements ultimately selected for implementation.

The latitude and longitude coordinates provided in this report represent the approximate locations where field photographs were taken and are intended to serve as reference points for the identified issues. These coordinates should be used as a guide only, as they may not correspond exactly to the specific infrastructure recommended for repair or replacement. Combined with the accompanying site photographs, the coordinates are intended to assist the client and contractor in locating and evaluating the areas discussed in this report.

It is important to recognize that the visible damage documented during this assessment may not represent the full extent of impacts associated with existing tree root systems. Tree roots commonly extend throughout the area beneath the tree canopy and may also extend beyond it. As a result, roots may be present beneath roadways, sidewalks, driveways, curb and gutter sections, and other infrastructure that does not currently exhibit visible signs of damage.

The process of tree removal may expose previously hidden root-related impacts. In some cases, removing a tree can disturb surrounding soils or root systems, potentially resulting in additional movement or damage to adjacent infrastructure. These potential impacts are difficult to predict during a visual assessment and have not been included in the quantity or cost estimates presented in this report.

In addition, portions of the root system will likely remain underground after tree removal. Over time, these remaining roots will naturally decompose, which can create voids beneath paved and structural surfaces. Depending on the size and extent of the root system, this process may occur gradually over several years and could contribute to future settlement or deterioration of roadways, sidewalks, curb and gutter, curb ramps, driveways, and other nearby improvements.

Because the timing and extent of root decomposition are difficult to predict, the potential for future impacts associated with decaying roots has not been included in the scope of this assessment or in the estimated repair costs provided herein. Future monitoring and maintenance may be necessary to address any conditions that develop following tree removal and infrastructure reconstruction.

OAKSTEAD - RIGHT OF WAY ASSESSMENT

TOTAL COST

AMERICAN STRUCTUREPOINT INC.

OAKSTEAD - RIGHT OF WAY ASSESSMENT

All Subdivisions

Total Costs

Total Construction Cost Breakdown for Recommendation

Concrete				
Pay Item	***Quantity***	***Units***	***Unit Price***	***Cost***
Sidewalk	5634.85	SYS	$81.80	$460,953.27
Curb & Gutter	3264.15	LFT	$43.34	$141,481.32
Curb Ramp	4.15	SYS	$81.80	$339.49
Driveway	1541.58	SYS	$81.80	$126,107.05

Asphalt				
Pay Item	***Quantity***	***Units***	***Unit Price***	***Cost***
Superpave Asphalt	251.40	TON	$167.12	$42,014.58

Storm Sewer				
Pay Item	***Quantity***	***Units***	***Unit Price***	***Cost***
Inlet Top, Repair	3.00	EACH	$8,586.16	$25,758.47

Landscaping/Earthwork				
Pay Item	***Quantity***	***Units***	***Unit Price***	***Cost***
Tree Removal	397.00	EACH	$1,500.00	$595,500.00
Performance Turf Sod	7554.22	SYS	$5.38	$40,611.47
Clearing & Grubbing	3.35	ACRE	$63,567.02	$213,054.21
			Total Cost	$1,645,819.85

Types of Issues

	Total
Sidewalk	524
Curb	186
Driveway	101
Storm STR.	16
Curb Ramp	3

	Total
Sidewalk Cracking	105
Sidewalk Heave	503
Curb Cracking	63
Curb Heave	131
Driveway Cracking	48
Driveway Heave	90
Drainage Issue	58
ADA Deficiency	1
Storm STR. Damage	8
Total Issues	1007

AMERICAN STRUCTUREPOINT INC.

OAKSTEAD - RIGHT OF WAY ASSESSMENT

COST BY SUBDIVISION

AMERICAN STRUCTUREPOINT INC.

OAKSTEAD - RIGHT OF WAY ASSESSMENT

Ashmonte

Total Costs

Construction Cost Breakdown for Recommendation

Concrete				
Pay Item	***Quantity***	***Units***	***Unit Price***	***Cost***
Sidewalk	500.90	SYS	$81.80	$40,975.62
Curb & Gutter	357.75	LFT	$43.34	$15,506.32
Curb Ramp	0.00	SYS	$81.80	$0.00
Driveway	66.67	SYS	$81.80	$5,453.60

Asphalt				
Pay Item	***Quantity***	***Units***	***Unit Price***	***Cost***
Superpave Asphalt	26.24	TON	$167.12	$4,384.50

Storm Sewer				
Pay Item	***Quantity***	***Units***	***Unit Price***	***Cost***
Inlet Top, Repair	0.00	EACH	$8,586.16	$0.00

Landscaping/Earthwork				
Pay Item	***Quantity***	***Units***	***Unit Price***	***Cost***
Tree Removal	34.00	EACH	$1,500.00	$51,000.00
Performance Turf Sod	671.46	SYS	$5.38	$3,609.78
Clearing & Grubbing	0.29	ACRE	$63,567.02	$18,361.26
			Total Cost	$139,291.07

Types of Issues

	Total
Sidewalk	49
Curb	17
Driveway	5
Storm STR.	1
Curb Ramp	0

	Total
Sidewalk Cracking	8
Sidewalk Heave	49
Curb Cracking	4
Curb Heave	13
Driveway Cracking	2
Driveway Heave	4
Drainage Issue	4
ADA Deficiency	0
Storm STR. Damage	1
Total Issues	85

AMERICAN STRUCTUREPOINT INC.

OAKSTEAD - RIGHT OF WAY ASSESSMENT

Ballastone

Total Costs

Construction Cost Breakdown for Recommendation

Concrete				
Pay Item	***Quantity***	***Units***	***Unit Price***	***Cost***
Sidewalk	356.50	SYS	$81.80	$29,163.13
Curb & Gutter	345.15	LFT	$43.34	$14,960.18
Curb Ramp	0.00	SYS	$81.80	$0.00
Driveway	24.89	SYS	$81.80	$2,036.01

Asphalt				
Pay Item	***Quantity***	***Units***	***Unit Price***	***Cost***
Superpave Asphalt	25.31	TON	$167.12	$4,230.08

Storm Sewer				
Pay Item	***Quantity***	***Units***	***Unit Price***	***Cost***
Inlet Top, Repair	0.00	EACH	$8,586.16	$0.00

Landscaping/Earthwork				
Pay Item	***Quantity***	***Units***	***Unit Price***	***Cost***
Tree Removal	25.00	EACH	$1,500.00	$37,500.00
Performance Turf Sod	499.14	SYS	$5.38	$2,683.40
Clearing & Grubbing	0.21	ACRE	$63,567.02	$13,579.35
			Total Cost	$104,152.15

Types of Issues

	Total
Sidewalk	34
Curb	17
Driveway	1
Storm STR.	0
Curb Ramp	0

	Total
Sidewalk Cracking	16
Sidewalk Heave	28
Curb Cracking	12
Curb Heave	11
Driveway Cracking	1
Driveway Heave	1
Drainage Issue	6
ADA Deficiency	0
Storm STR. Damage	0
Total Issues	75

AMERICAN STRUCTUREPOINT INC.

OAKSTEAD - RIGHT OF WAY ASSESSMENT

Brenford

Total Costs

Construction Cost Breakdown for Recommendation

Concrete				
Pay Item	***Quantity***	***Units***	***Unit Price***	***Cost***
Sidewalk	863.50	SYS	$81.80	$70,637.75
Curb & Gutter	256.25	LFT	$43.34	$11,106.90
Curb Ramp	0.00	SYS	$81.80	$0.00
Driveway	262.44	SYS	$81.80	$21,469.01

Asphalt				
Pay Item	***Quantity***	***Units***	***Unit Price***	***Cost***
Superpave Asphalt	18.79	TON	$167.12	$3,140.54

Storm Sewer				
Pay Item	***Quantity***	***Units***	***Unit Price***	***Cost***
Inlet Top, Repair	0.00	EACH	$8,586.16	$0.00

Landscaping/Earthwork				
Pay Item	***Quantity***	***Units***	***Unit Price***	***Cost***
Tree Removal	44.00	EACH	$1,500.00	$66,000.00
Performance Turf Sod	1053.28	SYS	$5.38	$5,662.42
Clearing & Grubbing	0.47	ACRE	$63,567.02	$30,116.99
			Total Cost	$208,133.61

Types of Issues

	Total
Sidewalk	79
Curb	14
Driveway	20
Storm STR.	0
Curb Ramp	1

	Total
Sidewalk Cracking	18
Sidewalk Heave	74
Curb Cracking	3
Curb Heave	9
Driveway Cracking	14
Driveway Heave	16
Drainage Issue	5
ADA Deficiency	0
Storm STR. Damage	0
Total Issues	139

AMERICAN STRUCTUREPOINT INC.

OAKSTEAD - RIGHT OF WAY ASSESSMENT

Hillington

Total Costs

Construction Cost Breakdown for Recommendation

Concrete				
Pay Item	***Quantity***	***Units***	***Unit Price***	***Cost***
Sidewalk	662.30	SYS	$81.80	$54,178.79
Curb & Gutter	287.00	LFT	$43.34	$12,439.73
Curb Ramp	1.85	SYS	$81.80	$151.34
Driveway	157.77	SYS	$81.80	$12,906.22

Asphalt				
Pay Item	***Quantity***	***Units***	***Unit Price***	***Cost***
Superpave Asphalt	21.05	TON	$167.12	$3,517.40

Storm Sewer				
Pay Item	***Quantity***	***Units***	***Unit Price***	***Cost***
Inlet Top, Repair	0.00	EACH	$8,586.16	$0.00

Landscaping/Earthwork				
Pay Item	***Quantity***	***Units***	***Unit Price***	***Cost***
Tree Removal	73.00	EACH	$1,500.00	$109,500.00
Performance Turf Sod	943.22	SYS	$5.38	$5,070.76
Clearing & Grubbing	0.39	ACRE	$63,567.02	$24,858.09
			Total Cost	$222,622.33

Types of Issues

	Total
Sidewalk	85
Curb	28
Driveway	10
Storm STR.	1
Curb Ramp	1

	Total
Sidewalk Cracking	12
Sidewalk Heave	83
Curb Cracking	6
Curb Heave	17
Driveway Cracking	6
Driveway Heave	11
Drainage Issue	10
ADA Deficiency	1
Storm STR. Damage	0
Total Issues	146

AMERICAN STRUCTUREPOINT INC.

OAKSTEAD - RIGHT OF WAY ASSESSMENT

Keswick

Total Costs

Construction Cost Breakdown for Recommendation

Concrete				
Pay Item	***Quantity***	***Units***	***Unit Price***	***Cost***
Sidewalk	708.40	SYS	$81.80	$57,949.95
Curb & Gutter	943.00	LFT	$43.34	$40,873.39
Curb Ramp	0.00	SYS	$81.80	$0.00
Driveway	208.89	SYS	$81.80	$17,087.95

Asphalt				
Pay Item	***Quantity***	***Units***	***Unit Price***	***Cost***
Superpave Asphalt	69.15	TON	$167.12	$11,557.18

Storm Sewer				
Pay Item	***Quantity***	***Units***	***Unit Price***	***Cost***
Inlet Top, Repair	0.00	EACH	$8,586.16	$0.00

Landscaping/Earthwork				
Pay Item	***Quantity***	***Units***	***Unit Price***	***Cost***
Tree Removal	48.00	EACH	$1,500.00	$72,000.00
Performance Turf Sod	1059.00	SYS	$5.38	$5,693.18
Clearing & Grubbing	0.49	ACRE	$63,567.02	$31,460.42
			Total Cost	$236,622.08

Types of Issues

	Total
Sidewalk	60
Curb	36
Driveway	6
Storm STR.	3
Curb Ramp	0

	Total
Sidewalk Cracking	22
Sidewalk Heave	58
Curb Cracking	22
Curb Heave	33
Driveway Cracking	3
Driveway Heave	6
Drainage Issue	5
ADA Deficiency	0
Storm STR. Damage	2
Total Issues	151

AMERICAN STRUCTUREPOINT INC.

OAKSTEAD - RIGHT OF WAY ASSESSMENT

Marchmont

Total Costs

Construction Cost Breakdown for Recommendation

Concrete				
Pay Item	***Quantity***	***Units***	***Unit Price***	***Cost***
Sidewalk	1416.25	SYS	$81.80	$115,854.92
Curb & Gutter	645.75	LFT	$43.34	$27,989.39
Curb Ramp	0.00	SYS	$81.80	$0.00
Driveway	108.22	SYS	$81.80	$8,853.01

Asphalt				
Pay Item	***Quantity***	***Units***	***Unit Price***	***Cost***
Superpave Asphalt	47.36	TON	$167.12	$7,914.16

Storm Sewer				
Pay Item	***Quantity***	***Units***	***Unit Price***	***Cost***
Inlet Top, Repair	1.00	EACH	$8,586.16	$8,586.16

Landscaping/Earthwork				
Pay Item	***Quantity***	***Units***	***Unit Price***	***Cost***
Tree Removal	86.00	EACH	$1,500.00	$129,000.00
Performance Turf Sod	1789.83	SYS	$5.38	$9,622.14
Clearing & Grubbing	0.74	ACRE	$63,567.02	$47,298.40
			Total Cost	$355,118.17

Types of Issues

	Total
Sidewalk	100
Curb	47
Driveway	8
Storm STR.	7
Curb Ramp	0

	Total
Sidewalk Cracking	14
Sidewalk Heave	99
Curb Cracking	6
Curb Heave	30
Driveway Cracking	6
Driveway Heave	8
Drainage Issue	16
ADA Deficiency	0
Storm STR. Damage	3
Total Issues	182

AMERICAN STRUCTUREPOINT INC.

OAKSTEAD - RIGHT OF WAY ASSESSMENT

Strathmore

Total Costs

Construction Cost Breakdown for Recommendation

Concrete				
Pay Item	***Quantity***	***Units***	***Unit Price***	***Cost***
Sidewalk	308.20	SYS	$81.80	$25,211.99
Curb & Gutter	101.25	LFT	$43.34	$4,388.58
Curb Ramp	2.30	SYS	$81.80	$188.15
Driveway	33.78	SYS	$81.80	$2,763.16

Asphalt				
Pay Item	***Quantity***	***Units***	***Unit Price***	***Cost***
Superpave Asphalt	7.43	TON	$167.12	$1,240.90

Storm Sewer				
Pay Item	***Quantity***	***Units***	***Unit Price***	***Cost***
Inlet Top, Repair	1.00	EACH	$8,586.16	$8,586.16

Landscaping/Earthwork				
Pay Item	***Quantity***	***Units***	***Unit Price***	***Cost***
Tree Removal	18.00	EACH	$1,500.00	$27,000.00
Performance Turf Sod	380.28	SYS	$5.38	$2,044.37
Clearing & Grubbing	0.16	ACRE	$63,567.02	$10,107.10
			Total Cost	$81,530.40

Types of Issues

	Total
Sidewalk	28
Curb	7
Driveway	1
Storm STR.	1
Curb Ramp	1

	Total
Sidewalk Cracking	12
Sidewalk Heave	23
Curb Cracking	2
Curb Heave	5
Driveway Cracking	0
Driveway Heave	1
Drainage Issue	4
ADA Deficiency	0
Storm STR. Damage	1
Total Issues	48

AMERICAN STRUCTUREPOINT INC.

OAKSTEAD - RIGHT OF WAY ASSESSMENT

Tanglewyld

Total Costs

Construction Cost Breakdown for Recommendation

Concrete				
Pay Item	***Quantity***	***Units***	***Unit Price***	***Cost***
Sidewalk	110.40	SYS	$81.80	$9,031.16
Curb & Gutter	10.25	LFT	$43.34	$444.28
Curb Ramp	0.00	SYS	$81.80	$0.00
Driveway	23.11	SYS	$81.80	$1,890.58

Asphalt				
Pay Item	***Quantity***	***Units***	***Unit Price***	***Cost***
Superpave Asphalt	0.75	TON	$167.12	$125.62

Storm Sewer				
Pay Item	***Quantity***	***Units***	***Unit Price***	***Cost***
Inlet Top, Repair	0.00	EACH	$8,586.16	$0.00

Landscaping/Earthwork				
Pay Item	***Quantity***	***Units***	***Unit Price***	***Cost***
Tree Removal	4.00	EACH	$1,500.00	$6,000.00
Performance Turf Sod	123.94	SYS	$5.38	$666.33
Clearing & Grubbing	0.05	ACRE	$63,567.02	$3,441.17
			Total Cost	$21,599.14

Types of Issues

	Total
Sidewalk	15
Curb	1
Driveway	1
Storm STR.	0
Curb Ramp	0

	Total
Sidewalk Cracking	1
Sidewalk Heave	15
Curb Cracking	1
Curb Heave	0
Driveway Cracking	1
Driveway Heave	1
Drainage Issue	0
ADA Deficiency	0
Storm STR. Damage	0
Total Issues	19

AMERICAN STRUCTUREPOINT INC.

OAKSTEAD - RIGHT OF WAY ASSESSMENT

Weymouth

Total Costs

Construction Cost Breakdown for Recommendation

Concrete				
Pay Item	***Quantity***	***Units***	***Unit Price***	***Cost***
Sidewalk	708.40	SYS	$81.80	$57,949.95
Curb & Gutter	317.75	LFT	$43.34	$13,772.56
Curb Ramp	0.00	SYS	$81.80	$0.00
Driveway	655.81	SYS	$81.80	$53,647.52

Asphalt				
Pay Item	***Quantity***	***Units***	***Unit Price***	***Cost***
Superpave Asphalt	35.33	TON	$167.12	$5,904.21

Storm Sewer				
Pay Item	***Quantity***	***Units***	***Unit Price***	***Cost***
Inlet Top, Repair	1.00	EACH	$8,586.16	$8,586.16

Landscaping/Earthwork				
Pay Item	***Quantity***	***Units***	***Unit Price***	***Cost***
Tree Removal	65.00	EACH	$1,500.00	$97,500.00
Performance Turf Sod	1034.06	SYS	$5.38	$5,559.08
Clearing & Grubbing	0.53	ACRE	$63,567.02	$33,831.42
			Total Cost	$276,750.90

Types of Issues

	Total
Sidewalk	74
Curb	19
Driveway	49
Storm STR.	3
Curb Ramp	0

	Total
Sidewalk Cracking	2
Sidewalk Heave	74
Curb Cracking	7
Curb Heave	13
Driveway Cracking	15
Driveway Heave	42
Drainage Issue	8
ADA Deficiency	0
Storm STR. Damage	1
Total Issues	162

AMERICAN STRUCTUREPOINT INC.

ASPHALT REPLACEMENTS

OAKSTEAD - RIGHT OF WAY ASSESSMENT

Asphalt

Summary Sheet

Subdivision	*Latitude*	*Longitude*	*Quantity (TON)*	*Unit Cost*	*Cost*
Ashmonte	28°12'23.18"N	82°29'41.87"W	1.94	$139.27	$270.65
Ashmonte	28°12'24.14"N	82°29'42.47"W	2.92	$139.27	$405.97
Ashmonte	28°12'25.09"N	82°29'42.55"W	2.92	$139.27	$405.97
Ashmonte	28°12'22.58"N	82°29'41.74"W	2.92	$139.27	$405.97
Ashmonte	28°12'22.10"N	82°29'43.16"W	1.94	$139.27	$270.65
Ashmonte	28°12'14.48"N	82°29'43.71"W	1.94	$139.27	$270.65
Ashmonte	28°12'16.96"N	82°29'40.06"W	2.92	$139.27	$405.97
Ashmonte	28°12'14.72"N	82°29'40.09"W	2.92	$139.27	$405.97
Ashmonte	28°12'13.71"N	82°29'44.15"W	3.89	$139.27	$541.30
Ashmonte	28°12'24.24"N	82°29'42.26"W	1.94	$139.27	$270.65
Ballastone	28°12'41.77"N	82°29'1.22"W	2.26	$139.27	$314.05
Ballastone	28°12'39.44"N	82°29'1.61"W	2.26	$139.27	$314.05
Ballastone	28°12'40.17"N	82°29'1.22"W	1.50	$139.27	$209.37
Ballastone	28°12'41.38"N	82°28'58.09"W	2.26	$139.27	$314.05
Ballastone	28°12'40.24"N	82°28'56.03"W	3.01	$139.27	$418.74
Ballastone	28°12'36.47"N	82°28'49.88"W	3.01	$139.27	$418.74
Ballastone	28°12'36.77"N	82°28'49.82"W	2.26	$139.27	$314.05
Ballastone	28°12'39.20"N	82°28'52.27"W	2.26	$139.27	$314.05
Ballastone	28°12'42.89"N	82°28'59.08"W	2.26	$139.27	$314.05
Ballastone	28°12'48.27"N	82°28'59.05"W	1.50	$139.27	$209.37
Ballastone	28°12'45.56"N	82°29'2.48"W	0.51	$139.27	$70.47
Ballastone	28°12'45.13"N	82°29'2.60"W	2.26	$139.27	$314.05
Brenford	28°12'20.19"N	82°29'12.16"W	1.50	$139.27	$209.37
Brenford	28°12'21.72"N	82°29'12.54"W	1.50	$139.27	$209.37
Brenford	28°12'22.13"N	82°29'12.92"W	0.75	$139.27	$104.68
Brenford	28°12'29.52"N	82°29'17.35"W	1.50	$139.27	$209.37
Brenford	28°12'30.16"N	82°29'18.80"W	1.50	$139.27	$209.37
Brenford	28°12'22.20"N	82°29'14.21"W	2.26	$139.27	$314.05
Brenford	28°12'30.54"N	82°29'25.61"W	2.26	$139.27	$314.05
Brenford	28°12'25.74"N	82°29'13.86"W	0.75	$139.27	$104.68
Brenford	28°12'26.41"N	82°29'13.28"W	2.26	$139.27	$314.05
Brenford	28°12'31.54"N	82°29'23.88"W	2.26	$139.27	$314.05
Brenford	28°12'29.07"N	82°29'22.98"W	2.26	$139.27	$314.05
Hillington	28°12'44.29"N	82°29'28.85"W	1.50	$139.27	$209.37
Hillington	28°12'49.73"N	82°29'31.08"W	1.50	$139.27	$209.37
Hillington	28°12'51.87"N	82°29'31.00"W	3.01	$139.27	$418.74
Hillington	28°12'55.20"N	82°29'34.87"W	1.50	$139.27	$209.37
Hillington	28°12'50.42"N	82°29'36.63"W	2.26	$139.27	$314.05
Hillington	28°12'49.76"N	82°29'35.67"W	2.26	$139.27	$314.05
Hillington	28°12'47.72"N	82°29'35.61"W	1.50	$139.27	$209.37
Hillington	28°12'47.76"N	82°29'37.26"W	2.26	$139.27	$314.05
Hillington	28°12'48.73"N	82°29'38.49"W	1.50	$139.27	$209.37
Hillington	28°12'44.61"N	82°29'30.01"W	0.75	$139.27	$104.68
Hillington	28°12'53.68"N	82°29'39.02"W	1.50	$139.27	$209.37
Hillington	28°12'45.02"N	82°29'33.77"W	1.50	$139.27	$209.37

OAKSTEAD - RIGHT OF WAY ASSESSMENT

Asphalt

Summary Sheet

Subdivision	*Latitude*	*Longitude*	*Quantity (TON)*	*Unit Cost*	*Cost*
Keswick	28°12'14.39"N	82°29'27.78"W	2.26	$139.27	$314.05
Keswick	28°12'14.51"N	82°29'27.48"W	1.50	$139.27	$209.37
Keswick	28°12'17.06"N	82°29'23.30"W	3.01	$139.27	$418.74
Keswick	28°12'17.06"N	82°29'23.30"W	3.01	$139.27	$418.74
Keswick	28°12'17.96"N	82°29'24.68"W	1.50	$139.27	$209.37
Keswick	28°12'17.94"N	82°29'28.63"W	2.26	$139.27	$314.05
Keswick	28°12'17.96"N	82°29'29.24"W	3.01	$139.27	$418.74
Keswick	28°12'17.99"N	82°29'31.05"W	2.26	$139.27	$314.05
Keswick	28°12'18.80"N	82°29'32.48"W	2.26	$139.27	$314.05
Keswick	28°12'20.03"N	82°29'32.72"W	3.01	$139.27	$418.74
Keswick	28°12'20.37"N	82°29'32.48"W	1.50	$139.27	$209.37
Keswick	28°12'20.95"N	82°29'30.67"W	3.01	$139.27	$418.74
Keswick	28°12'21.36"N	82°29'28.99"W	3.01	$139.27	$418.74
Keswick	28°12'21.74"N	82°29'32.48"W	2.26	$139.27	$314.05
Keswick	28°12'22.31"N	82°29'33.85"W	2.26	$139.27	$314.05
Keswick	28°12'17.59"N	82°29'32.81"W	1.50	$139.27	$209.37
Keswick	28°12'15.20"N	82°29'29.35"W	1.50	$139.27	$209.37
Keswick	28°12'14.74"N	82°29'28.03"W	2.26	$139.27	$314.05
Keswick	28°12'15.10"N	82°29'24.54"W	3.01	$139.27	$418.74
Keswick	28°12'15.67"N	82°29'23.50"W	1.50	$139.27	$209.37
Keswick	28°12'17.53"N	82°29'24.10"W	2.26	$139.27	$314.05
Keswick	28°12'17.52"N	82°29'25.81"W	1.50	$139.27	$209.37
Keswick	28°12'17.47"N	82°29'26.35"W	2.26	$139.27	$314.05
Keswick	28°12'17.66"N	82°29'27.29"W	3.01	$139.27	$418.74
Keswick	28°12'17.56"N	82°29'31.16"W	3.76	$139.27	$523.42
Keswick	28°12'16.53"N	82°29'32.45"W	2.26	$139.27	$314.05
Keswick	28°12'15.71"N	82°29'32.51"W	1.50	$139.27	$209.37
Keswick	28°12'14.73"N	82°29'32.45"W	1.50	$139.27	$209.37
Keswick	28°12'12.41"N	82°29'31.93"W	2.26	$139.27	$314.05
Keswick	28°12'12.92"N	82°29'30.31"W	1.50	$139.27	$209.37
Keswick	28°12'13.16"N	82°29'30.17"W	1.50	$139.27	$209.37
Marchmont	28°13'3.89"N	82°29'44.75"W	1.50	$139.27	$209.37
Marchmont	28°13'3.37"N	82°29'47.09"W	1.50	$139.27	$209.37
Marchmont	28°13'10.71"N	82°29'42.56"W	1.50	$139.27	$209.37
Marchmont	28°13'13.47"N	82°29'45.66"W	1.50	$139.27	$209.37
Marchmont	28°13'24.51"N	82°29'45.88"W	1.50	$139.27	$209.37
Marchmont	28°13'24.86"N	82°29'45.96"W	0.75	$139.27	$104.68
Marchmont	28°13'0.63"N	82°29'43.19"W	2.26	$139.27	$314.05
Marchmont	28°13'10.75"N	82°29'48.6"W	3.76	$139.27	$523.42
Marchmont	28°13'11.01"N	82°29' 50.94"W	2.26	$139.27	$314.05
Marchmont	28°13'10.71"N	82°29'49.34"W	0.75	$139.27	$104.68
Marchmont	28°13'10.75"N	82°29'46.76"W	2.26	$139.27	$314.05
Marchmont	28°13'12.33"N	82°29'45.44"W	2.26	$139.27	$314.05
Marchmont	28°13'12.70"N	82°29'45.66"W	0.75	$139.27	$104.68
Marchmont	28°13'13.71"N	82°29'45.44"W	2.26	$139.27	$314.05

OAKSTEAD - RIGHT OF WAY ASSESSMENT

Asphalt

Summary Sheet

Subdivision	*Latitude*	*Longitude*	*Quantity (TON)*	*Unit Cost*	*Cost*
Marchmont	28°13'16.06"N	82°29'43.71"W	2.26	$139.27	$314.05
Marchmont	28°13'19.63"N	82°29'39.65W	3.76	$139.27	$523.42
Marchmont	28°13'25.85"N	82°29'40.03"W	1.50	$139.27	$209.37
Marchmont	28°13'26.16"N	82°29'40.31"W	1.50	$139.27	$209.37
Marchmont	28°13'25.50"N	82°29'43.16"W	2.26	$139.27	$314.05
Marchmont	28°13'18.34"N	82°29'42.70"W	1.50	$139.27	$209.37
Marchmont	28°13'25.47"N	82°29'46.79"W	2.26	$139.27	$314.05
Marchmont	28°13'22.34"N	82°29'46.16"W	2.26	$139.27	$314.05
Marchmont	28°13'19.04"N	82°29'45.86"W	3.01	$139.27	$418.74
Marchmont	28°13'18.25"N	82°29'45.77"W	1.50	$139.27	$209.37
Marchmont	28°13'17.67"N	82°29'45.94"W	0.75	$139.27	$104.68
Strathmore	28°12'05.09°N	82°29'18.47°W	1.65	$139.27	$229.80
Strathmore	28°12'11.12"N	82°29'18.22"W	1.65	$139.27	$229.80
Strathmore	28°12'10.60"N	82°29'18.74"W	1.65	$139.27	$229.80
Strathmore	28°12'10.98"N	82°29'18.77"W	2.48	$139.27	$344.69
Tanglewyld	28°11'59.21"N	82°29'47.17"W	0.75	$139.27	$104.68
Weymouth	28°12'38.96"N	82°29'45.31"W	2.26	$139.27	$314.05
Weymouth	28°12'37.86"N	82°29'38.25"W	2.26	$139.27	$314.05
Weymouth	28°12'36.41"N	82°29'43.00"W	3.01	$139.27	$418.74
Weymouth	28°12'36.36"N	82°29'49.34"W	2.26	$139.27	$314.05
Weymouth	28°12'34.65"N	82°29'38.96"W	13.53	$139.27	$1,884.32
Weymouth	28°12'41.75"N	82°29'36.32"W	1.50	$139.27	$209.37
Weymouth	28°12'41.04"N	82°29'36.49"W	1.50	$139.27	$209.37
Weymouth	28°12'40.25"N	82°29'37.12"W	1.50	$139.27	$209.37
Weymouth	28°12'39.38"N	82°29'37.81"W	1.50	$139.27	$209.37
Weymouth	28°12'39.31"N	82°29'39.57"W	2.26	$139.27	$314.05
Weymouth	28°12'36.55"N	82°29'43.00"W	0.75	$139.27	$104.68
Weymouth	28°12'36.66"N	82°29'44.87"W	1.50	$139.27	$209.37
Weymouth	28°12'34.64"N	82°29'50.25"W	1.50	$139.27	$209.37
				$139.27	$0.00
				$139.27	$0.00
				$139.27	$0.00
				$139.27	$0.00
				$139.27	$0.00
				$139.27	$0.00
				$139.27	$0.00
				$139.27	$0.00
				$139.27	$0.00
				$139.27	$0.00
				$139.27	$0.00
				$139.27	$0.00
				$139.27	$0.00
				$139.27	$0.00
				$139.27	$0.00
				$139.27	$0.00

CURB & GUTTER REPLACEMENTS

AMERICAN STRUCTUREPOINT INC.

OAKSTEAD - RIGHT OF WAY ASSESSMENT

Curb & Gutter

Summary Sheet

Subdivision	*Latitude*	*Longitude*	*Quantity (LFT)*	*Unit Cost*	*Cost*
Ashmonte	28°12'23.18"N	82°29'41.87"W	26.50	$36.12	$957.18
Ashmonte	28°12'24.14"N	82°29'42.47"W	39.75	$36.12	$1,435.77
Ashmonte	28°12'25.09"N	82°29'42.55"W	39.75	$36.12	$1,435.77
Ashmonte	28°12'22.58"N	82°29'41.74"W	39.75	$36.12	$1,435.77
Ashmonte	28°12'22.10"N	82°29'43.16"W	26.50	$36.12	$957.18
Ashmonte	28°12'14.48"N	82°29'43.71"W	26.50	$36.12	$957.18
Ashmonte	28°12'16.96"N	82°29'40.06"W	39.75	$36.12	$1,435.77
Ashmonte	28°12'14.72"N	82°29'40.09"W	39.75	$36.12	$1,435.77
Ashmonte	28°12'13.71"N	82°29'44.15"W	53.00	$36.12	$1,914.36
Ashmonte	28°12'24.24"N	82°29'42.26"W	26.50	$36.12	$957.18
Ballastone	28°12'41.77"N	82°29'1.22"W	30.75	$36.12	$1,110.69
Ballastone	28°12'39.44"N	82°29'1.61"W	30.75	$36.12	$1,110.69
Ballastone	28°12'40.17"N	82°29'1.22"W	20.50	$36.12	$740.46
Ballastone	28°12'41.38"N	82°28'58.09"W	30.75	$36.12	$1,110.69
Ballastone	28°12'40.24"N	82°28'56.03"W	41.00	$36.12	$1,480.92
Ballastone	28°12'36.47"N	82°28'49.88"W	41.00	$36.12	$1,480.92
Ballastone	28°12'36.77"N	82°28'49.82"W	30.75	$36.12	$1,110.69
Ballastone	28°12'39.20"N	82°28'52.27"W	30.75	$36.12	$1,110.69
Ballastone	28°12'42.89"N	82°28'59.08"W	30.75	$36.12	$1,110.69
Ballastone	28°12'48.27"N	82°28'59.05"W	20.50	$36.12	$740.46
Ballastone	28°12'45.56"N	82°29'2.48"W	6.90	$36.12	$249.23
Ballastone	28°12'45.13"N	82°29'2.60"W	30.75	$36.12	$1,110.69
Brenford	28°12'20.19"N	82°29'12.16"W	20.50	$36.12	$740.46
Brenford	28°12'21.72"N	82°29'12.54"W	20.50	$36.12	$740.46
Brenford	28°12'22.13"N	82°29'12.92"W	10.25	$36.12	$370.23
Brenford	28°12'29.52"N	82°29'17.35"W	20.50	$36.12	$740.46
Brenford	28°12'30.16"N	82°29'18.80"W	20.50	$36.12	$740.46
Brenford	28°12'22.20"N	82°29'14.21"W	30.75	$36.12	$1,110.69
Brenford	28°12'30.54"N	82°29'25.61"W	30.75	$36.12	$1,110.69
Brenford	28°12'25.74"N	82°29'13.86"W	10.25	$36.12	$370.23
Brenford	28°12'26.41"N	82°29'13.28"W	30.75	$36.12	$1,110.69
Brenford	28°12'31.54"N	82°29'23.88"W	30.75	$36.12	$1,110.69
Brenford	28°12'29.07"N	82°29'22.98"W	30.75	$36.12	$1,110.69
Hillington	28°12'44.29"N	82°29'28.85"W	20.50	$36.12	$740.46
Hillington	28°12'49.73"N	82°29'31.08"W	20.50	$36.12	$740.46
Hillington	28°12'51.87"N	82°29'31.00"W	41.00	$36.12	$1,480.92
Hillington	28°12'55.20"N	82°29'34.87"W	20.50	$36.12	$740.46
Hillington	28°12'50.42"N	82°29'36.63"W	30.75	$36.12	$1,110.69
Hillington	28°12'49.76"N	82°29'35.67"W	30.75	$36.12	$1,110.69
Hillington	28°12'47.72"N	82°29'35.61"W	20.50	$36.12	$740.46
Hillington	28°12'47.76"N	82°29'37.26"W	30.75	$36.12	$1,110.69
Hillington	28°12'48.73"N	82°29'38.49"W	20.50	$36.12	$740.46
Hillington	28°12'44.61"N	82°29'30.01"W	10.25	$36.12	$370.23
Hillington	28°12'53.68"N	82°29'39.02"W	20.50	$36.12	$740.46
Hillington	28°12'45.02"N	82°29'33.77"W	20.50	$36.12	$740.46

OAKSTEAD - RIGHT OF WAY ASSESSMENT

Curb & Gutter

Summary Sheet

Subdivision	*Latitude*	*Longitude*	*Quantity (LFT)*	*Unit Cost*	*Cost*
Keswick	28°12'14.39"N	82°29'27.78"W	30.75	$36.12	$1,110.69
Keswick	28°12'14.51"N	82°29'27.48"W	20.50	$36.12	$740.46
Keswick	28°12'17.06"N	82°29'23.30"W	41.00	$36.12	$1,480.92
Keswick	28°12'17.06"N	82°29'23.30"W	41.00	$36.12	$1,480.92
Keswick	28°12'17.96"N	82°29'24.68"W	20.50	$36.12	$740.46
Keswick	28°12'17.94"N	82°29'28.63"W	30.75	$36.12	$1,110.69
Keswick	28°12'17.96"N	82°29'29.24"W	41.00	$36.12	$1,480.92
Keswick	28°12'17.99"N	82°29'31.05"W	30.75	$36.12	$1,110.69
Keswick	28°12'18.80"N	82°29'32.48"W	30.75	$36.12	$1,110.69
Keswick	28°12'20.03"N	82°29'32.72"W	41.00	$36.12	$1,480.92
Keswick	28°12'20.37"N	82°29'32.48"W	20.50	$36.12	$740.46
Keswick	28°12'20.95"N	82°29'30.67"W	41.00	$36.12	$1,480.92
Keswick	28°12'21.36"N	82°29'28.99"W	41.00	$36.12	$1,480.92
Keswick	28°12'21.74"N	82°29'32.48"W	30.75	$36.12	$1,110.69
Keswick	28°12'22.31"N	82°29'33.85"W	30.75	$36.12	$1,110.69
Keswick	28°12'17.59"N	82°29'32.81"W	20.50	$36.12	$740.46
Keswick	28°12'15.20"N	82°29'29.35"W	20.50	$36.12	$740.46
Keswick	28°12'14.74"N	82°29'28.03"W	30.75	$36.12	$1,110.69
Keswick	28°12'15.10"N	82°29'24.54"W	41.00	$36.12	$1,480.92
Keswick	28°12'15.67"N	82°29'23.50"W	20.50	$36.12	$740.46
Keswick	28°12'17.53"N	82°29'24.10"W	30.75	$36.12	$1,110.69
Keswick	28°12'17.52"N	82°29'25.81"W	20.50	$36.12	$740.46
Keswick	28°12'17.47"N	82°29'26.35"W	30.75	$36.12	$1,110.69
Keswick	28°12'17.66"N	82°29'27.29"W	41.00	$36.12	$1,480.92
Keswick	28°12'17.56"N	82°29'31.16"W	51.25	$36.12	$1,851.15
Keswick	28°12'16.53"N	82°29'32.45"W	30.75	$36.12	$1,110.69
Keswick	28°12'15.71"N	82°29'32.51"W	20.50	$36.12	$740.46
Keswick	28°12'14.73"N	82°29'32.45"W	20.50	$36.12	$740.46
Keswick	28°12'12.41"N	82°29'31.93"W	30.75	$36.12	$1,110.69
Keswick	28°12'12.92"N	82°29'30.31"W	20.50	$36.12	$740.46
Keswick	28°12'13.16"N	82°29'30.17"W	20.50	$36.12	$740.46
Marchmont	28°13'3.89"N	82°29'44.75"W	20.50	$36.12	$740.46
Marchmont	28°13'3.37"N	82°29'47.09"W	20.50	$36.12	$740.46
Marchmont	28°13'10.71"N	82°29'42.56"W	20.50	$36.12	$740.46
Marchmont	28°13'13.47"N	82°29'45.66"W	20.50	$36.12	$740.46
Marchmont	28°13'24.51"N	82°29'45.88"W	20.50	$36.12	$740.46
Marchmont	28°13'24.86"N	82°29'45.96"W	10.25	$36.12	$370.23
Marchmont	28°13'0.63"N	82°29'43.19"W	30.75	$36.12	$1,110.69
Marchmont	28°13'10.75"N	82°29'48.6"W	51.25	$36.12	$1,851.15
Marchmont	28°13'11.01"N	82°29' 50.94"W	30.75	$36.12	$1,110.69
Marchmont	28°13'10.71"N	82°29'49.34"W	10.25	$36.12	$370.23
Marchmont	28°13'10.75"N	82°29'46.76"W	30.75	$36.12	$1,110.69
Marchmont	28°13'12.33"N	82°29'45.44"W	30.75	$36.12	$1,110.69
Marchmont	28°13'12.70"N	82°29'45.66"W	10.25	$36.12	$370.23
Marchmont	28°13'13.71"N	82°29'45.44"W	30.75	$36.12	$1,110.69

OAKSTEAD - RIGHT OF WAY ASSESSMENT

Curb & Gutter

Summary Sheet

Subdivision	*Latitude*	*Longitude*	*Quantity (LFT)*	*Unit Cost*	*Cost*
Marchmont	28°13'16.06"N	82°29'43.71"W	30.75	$36.12	$1,110.69
Marchmont	28°13'19.63"N	82°29'39.65W	51.25	$36.12	$1,851.15
Marchmont	28°13'25.85"N	82°29'40.03"W	20.50	$36.12	$740.46
Marchmont	28°13'26.16"N	82°29'40.31"W	20.50	$36.12	$740.46
Marchmont	28°13'25.50"N	82°29'43.16"W	30.75	$36.12	$1,110.69
Marchmont	28°13'18.34"N	82°29'42.70"W	20.50	$36.12	$740.46
Marchmont	28°13'25.47"N	82°29'46.79"W	30.75	$36.12	$1,110.69
Marchmont	28°13'22.34"N	82°29'46.16"W	30.75	$36.12	$1,110.69
Marchmont	28°13'19.04"N	82°29'45.86"W	41.00	$36.12	$1,480.92
Marchmont	28°13'18.25"N	82°29'45.77"W	20.50	$36.12	$740.46
Marchmont	28°13'17.67"N	82°29'45.94"W	10.25	$36.12	$370.23
Strathmore	28°12'05.09°N	82°29'18.47°W	22.50	$36.12	$812.70
Strathmore	28°12'11.12"N	82°29'18.22"W	22.50	$36.12	$812.70
Strathmore	28°12'10.60"N	82°29'18.74"W	22.50	$36.12	$812.70
Strathmore	28°12'10.98"N	82°29'18.77"W	33.75	$36.12	$1,219.05
Tanglewyld	28°11'59.21"N	82°29'47.17"W	10.25	$36.12	$370.23
Weymouth	28°12'38.96"N	82°29'45.31"W	30.75	$36.12	$1,110.69
Weymouth	28°12'37.86"N	82°29'38.25"W	30.75	$36.12	$1,110.69
Weymouth	28°12'36.41"N	82°29'43.00"W	41.00	$36.12	$1,480.92
Weymouth	28°12'36.36"N	82°29'49.34"W	30.75	$36.12	$1,110.69
Weymouth	28°12'34.65"N	82°29'38.96"W	20.50	$36.12	$740.46
Weymouth	28°12'41.75"N	82°29'36.32"W	20.50	$36.12	$740.46
Weymouth	28°12'41.04"N	82°29'36.49"W	20.50	$36.12	$740.46
Weymouth	28°12'40.25"N	82°29'37.12"W	20.50	$36.12	$740.46
Weymouth	28°12'39.38"N	82°29'37.81"W	20.50	$36.12	$740.46
Weymouth	28°12'39.31"N	82°29'39.57"W	30.75	$36.12	$1,110.69
Weymouth	28°12'36.55"N	82°29'43.00"W	10.25	$36.12	$370.23
Weymouth	28°12'36.66"N	82°29'44.87"W	20.50	$36.12	$740.46
Weymouth	28°12'34.64"N	82°29'50.25"W	20.50	$36.12	$740.46
				$36.12	$0.00
				$36.12	$0.00
				$36.12	$0.00
				$36.12	$0.00
				$36.12	$0.00
				$36.12	$0.00
				$36.12	$0.00
				$36.12	$0.00
				$36.12	$0.00
				$36.12	$0.00
				$36.12	$0.00
				$36.12	$0.00
				$36.12	$0.00
				$36.12	$0.00
				$36.12	$0.00
				$36.12	$0.00

CURB RAMP REPLACEMENTS

OAKSTEAD - RIGHT OF WAY ASSESSMENT

Curb Ramp

Summary Sheet

Subdivision	*Latitude*	*Longitude*	*Quantity (SYS)*	*Unit Cost*	*Cost*
Hillington	28°12'47.72"N	82°29'35.61"W	1.85	$68.17	$126.11
Strathmore	28°12'08.49"N	82°29'18.31"W	2.30	$68.17	$156.79
					$0.00
					$0.00
					$0.00

DRIVEWAY REPLACEMENTS

OAKSTEAD - RIGHT OF WAY ASSESSMENT

Driveway

Summary Sheet

Subdivision	*Latitude*	*Longitude*	*Quantity (SYS)*	*Unit Cost*	*Cost*
Ashmonte	28°12'25.09"N	82°29'42.55"W	26.11	$68.17	$1,779.99
Ashmonte	28°12'21.53"N	82°29'43.41"W	40.56	$68.17	$2,764.67
Ballastone	28°12'41.38"N	82°28'58.09"W	24.89	$68.17	$1,696.75
Brenford	28°12'14.75"N	82°29'15.67"W	26.11	$68.17	$1,779.99
Brenford	28°12'21.72"N	82°29'12.54"W	26.11	$68.17	$1,779.99
Brenford	28°12'22.13"N	82°29'12.92"W	26.11	$68.17	$1,779.99
Brenford	28°12'25.42"N	82°29'13.25"W	35.67	$68.17	$2,431.40
Brenford	28°12'29.52"N	82°29'17.35"W	35.67	$68.17	$2,431.40
Brenford	28°12'31.72"N	82°29'22.59"W	26.11	$68.17	$1,779.99
Brenford	28°12'31.70"N	82°29'23.06"W	26.11	$68.17	$1,779.99
Brenford	28°12'31.39"N	82°29'24.43"W	35.67	$68.17	$2,431.40
Brenford	28°12'22.16"N	82°29'13.25"W	24.89	$68.17	$1,696.68
Hillington	28°12'42.48"N	82°29'29.73"W	24.00	$68.17	$1,636.08
Hillington	28°12'51.87"N	82°29'31.00"W	24.00	$68.17	$1,636.08
Hillington	28°12'52.08"N	82°29'38.19"W	24.00	$68.17	$1,636.08
Hillington	28°12'50.42"N	82°29'36.63"W	24.00	$68.17	$1,636.08
Hillington	28°12'49.76"N	82°29'35.67"W	13.77	$68.17	$938.70
Hillington	28°12'40.84"N	82°29'29.13"W	24.00	$68.17	$1,636.08
Hillington	28°13'46.31"N	82°29'34.13"W	24.00	$68.17	$1,636.08
Keswick	28°12'15.07"N	82°29'23.33"W	26.11	$68.17	$1,779.99
Keswick	28°12'15.07"N	82°29'23.30"W	52.22	$68.17	$3,559.99
Keswick	28°12'22.31"N	82°29'33.85"W	26.11	$68.17	$1,779.99
Keswick	28°12'15.20"N	82°29'29.35"W	26.11	$68.17	$1,779.99
Keswick	28°12'14.74"N	82°29'28.03"W	26.11	$68.17	$1,779.99
Keswick	28°12'15.01"N	82°29'26.47"W	26.11	$68.17	$1,779.99
Keswick	28°12'17.56"N	82°29'31.16"W	26.11	$68.17	$1,779.99
Marchmont	28°13'10.57"N	82°29'50.72"W	21.89	$68.17	$1,492.17
Marchmont	28°13'10.75"N	82°29'48.6"W	21.89	$68.17	$1,492.17
Marchmont	28°13'11.01"N	82°29' 50.94"W	21.89	$68.17	$1,492.17
Marchmont	28°13'12.70"N	82°29'45.66"W	20.67	$68.17	$1,408.85
Marchmont	28°13'21.13"N	82°29'43.50"W	21.89	$68.17	$1,492.17
Strathmore	28°12'11.32"N	82°29'17.05"W	33.78	$68.17	$2,302.63
Tanglewyld	28°12'06.01"N	82°29'48.49"W	23.11	$68.17	$1,575.48
Weymouth	28°12'41.26"N	82°29'36.57"W	22.89	$68.17	$1,560.34
Weymouth	28° 12'40.60"N	82°29'37.20"W	22.89	$68.17	$1,560.34
Weymouth	28°12'39.14"N	82°29'38.41"W	22.89	$68.17	$1,560.34
Weymouth	28°12'39.18"N	82°29'41.43"W	22.89	$68.17	$1,560.34
Weymouth	28°12'39.04"N	82°29'42.56"W	22.89	$68.17	$1,560.34
Weymouth	28°12'39.24"N	82°29'43.41"W	22.89	$68.17	$1,560.34
Weymouth	28°12'38.96"N	82°29'45.31"W	26.89	$68.17	$1,833.02
Weymouth	28°12'37.86"N	82°29'38.25"W	26.89	$68.17	$1,833.02
Weymouth	28°12'34.05"N	82°29'48.44"W	22.89	$68.17	$1,560.34
Weymouth	28°12'34.05"N	82°29'45.06"W	26.89	$68.17	$1,833.02
Weymouth	28°12'32.31"N	82°29'39.29"W	26.89	$68.17	$1,833.02
Weymouth	28°12'36.10"N	82°29'38.52"W	26.89	$68.17	$1,833.02

OAKSTEAD - RIGHT OF WAY ASSESSMENT

Driveway

Summary Sheet

Subdivision	*Latitude*	*Longitude*	*Quantity (SYS)*	*Unit Cost*	*Cost*
Weymouth	28°12'41.75"N	82°29'36.32"W	22.89	$68.17	$1,560.34
Weymouth	28°12'39.31"N	82°29'39.57"W	12.50	$68.17	$852.13
Weymouth	28°12'39.38"N	82°29'38.49"W	12.50	$68.17	$852.13
Weymouth	28°12'39.46"N	82°29'41.16"W	26.89	$68.17	$1,833.02
Weymouth	28°12'39.26"N	82°29'43.27"W	26.89	$68.17	$1,833.02
Weymouth	28°12'36.69"N	82°29'39.07"W	20.00	$68.17	$1,363.40
Weymouth	28°12'36.71"N	82°29'39.40"W	12.50	$68.17	$852.13
Weymouth	28°12'36.64"N	82°29'40.66"W	22.89	$68.17	$1,560.34
Weymouth	28°12'36.68"N	82°29'42.26"W	50.25	$68.17	$3,425.54
Weymouth	28°12'36.55"N	82°29'43.00"W	12.50	$68.17	$852.13
Weymouth	28°12'36.66"N	82°29'44.87"W	22.89	$68.17	$1,560.34
Weymouth	28°12'36.33"N	82°29'50.06"W	22.89	$68.17	$1,560.34
Weymouth	28°12'35.99"N	82°29'50.30"W	22.89	$68.17	$1,560.34
Weymouth	28°12'34.64"N	82°29'50.25"W	22.89	$68.17	$1,560.34
Weymouth	28°12'33.58"N	82°29'49.12"W	26.89	$68.17	$1,833.02
Weymouth	28°12'33.61"N	82°29'40.99"W	22.89	$68.17	$1,560.34
				$68.17	$0.00
				$68.17	$0.00
				$68.17	$0.00

INLET TOP REPLACEMENTS

OAKSTEAD - RIGHT OF WAY ASSESSMENT

Inlet Top

Summary Sheet

Subdivision	*Latitude*	*Longitude*	*Quantity (EACH)*	*Unit Cost*	*Cost*
Marchmont	28°13'11.28"N	82°29'41.19"W	1.00	$7,155.13	$7,155.13
Strathmore	28°12'11.12"N	82°29'18.22"W	1.00	$7,155.13	$7,155.13
Weymouth	28°12'39.02"N	82°29'38.41"W	1.00	$7,155.13	$7,155.13
				$7,155.13	$0.00
				$7,155.13	$0.00
				$7,155.13	$0.00

PERFORMANCE TURF, SOD

OAKSTEAD - RIGHT OF WAY ASSESSMENT

Performance Turf - Sod

Summary Sheet

Subdivision	*Latitude*	*Longitude*	*Quantity (SYS)*	*Unit Cost*	*Cost*
Ashmonte	28°12'23.09"N	82°29'41.68"W	16.33	$4.48	$73.17
Ashmonte	28°12'23.18"N	82°29'41.87"W	17.78	$4.48	$92.84
Ashmonte	28°12'24.14"N	82°29'42.47"W	20.72	$4.48	$92.84
Ashmonte	28°12'25.09"N	82°29'42.55"W	23.72	$4.48	$106.28
Ashmonte	28°12'25.21"N	82°29'43.58"W	4.44	$4.48	$19.91
Ashmonte	28°12'24.46"N	82°29'42.64"W	11.89	$4.48	$53.26
Ashmonte	28°12'22.58"N	82°29'41.74"W	20.72	$4.48	$92.84
Ashmonte	28°12'22.70"N	82°29'41.98"W	23.78	$4.48	$106.52
Ashmonte	28°12'22.31"N	82°29'42.67"W	8.89	$4.48	$39.82
Ashmonte	28°12'22.10"N	82°29'43.16"W	22.22	$4.48	$99.56
Ashmonte	28°12'21.53"N	82°29'43.41"W	14.89	$4.48	$66.70
Ashmonte	28°12'21.05"N	82°29'43.74"W	11.11	$4.48	$49.78
Ashmonte	28°12'20.76"N	82°29'43.74"W	11.89	$4.48	$53.26
Ashmonte	28°12'19.69"N	82°29'43.55"W	8.89	$4.48	$39.82
Ashmonte	28°12'19.07"N	82°29'43.52"W	16.33	$4.48	$73.17
Ashmonte	28°12'17.47"N	82°29'43.66"W	11.89	$4.48	$53.26
Ashmonte	28°12'17.16"N	82°29'43.19"W	14.11	$4.48	$63.22
Ashmonte	28°12'16.88"N	82°29'43.52"W	11.89	$4.48	$53.26
Ashmonte	28°12'15.81"N	82°29'43.71"W	13.33	$4.48	$59.73
Ashmonte	28°12'14.48"N	82°29'43.71"W	19.52	$4.48	$87.44
Ashmonte	28°12'22.55"N	82°29'40.80"W	9.67	$4.48	$43.31
Ashmonte	28°12'21.82"N	82°29'40.47"W	16.33	$4.48	$73.17
Ashmonte	28°12'21.32"N	82°29'40.28"W	15.56	$4.48	$69.69
Ashmonte	28°12'20.71"N	82°29'40.03"W	8.89	$4.48	$39.82
Ashmonte	28°12'18.33"N	82°29'40.03"W	20.78	$4.48	$93.08
Ashmonte	28°12'16.96"N	82°29'40.06"W	20.72	$4.48	$92.84
Ashmonte	28°12'15.74"N	89°29'40.00"W	16.33	$4.48	$73.17
Ashmonte	28°12'15.24"N	82°29'40.06"W	13.33	$4.48	$59.73
Ashmonte	28°12'14.72"N	82°29'40.09"W	32.61	$4.48	$146.10
Ashmonte	28°12'13.97"N	82°29'42.09"W	8.89	$4.48	$39.82
Ashmonte	28°12'13.71"N	82°29'44.15"W	27.33	$4.48	$122.45
Ashmonte	28°12'12.26"N	82°29'45.55"W	8.89	$4.48	$39.82
Ashmonte	28°12'11.52"N	82°29'46.82"W	13.33	$4.48	$59.73
Ashmonte	28°12'10.42"N	82°29'48.49"W	28.22	$4.48	$126.44
Ashmonte	28°12'09.96"N	82°29'47.70"W	18.56	$4.48	$83.13
Ashmonte	28°12'11.20"N	82°29'46.38"W	14.11	$4.48	$63.22
Ashmonte	28°12'12.23"N	82°29'45.22"W	18.56	$4.48	$83.13
Ashmonte	28°12'15.47"N	82°29'43.26"W	7.44	$4.48	$33.35
Ashmonte	28°12'17.31"N	82°29'43.28"W	16.33	$4.48	$73.17
Ashmonte	28°12'23.75"N	82°29'41.63"W	14.11	$4.48	$63.22
Ashmonte	28°12'21.14"N	82°29'40.61"W	3.00	$4.48	$13.44
Ashmonte	28°12'20.29"N	82°29'40.61"W	14.11	$4.48	$63.22
Ashmonte	28°12'24.24"N	82°29'42.26"W	20.00	$4.48	$89.60
Ballastone	28°12'44.26"N	82°29'1.33"W	11.89	$4.48	$53.26
Ballastone	28°12'43.87"N	82°29'1.09"W	11.11	$4.48	$49.78

OAKSTEAD - RIGHT OF WAY ASSESSMENT

Performance Turf - Sod

Summary Sheet

Subdivision	*Latitude*	*Longitude*	*Quantity (SYS)*	*Unit Cost*	*Cost*
Ballastone	28°12'41.77"N	82°29'1.22"W	18.72	$4.48	$83.88
Ballastone	28°12'39.79"N	82°29'2.15"W	16.33	$4.48	$83.88
Ballastone	28°12'39.44"N	82°29'1.61"W	18.72	$4.48	$83.88
Ballastone	28°12'40.17"N	82°29'1.22"W	25.33	$4.48	$113.49
Ballastone	28°12'41.38"N	82°29'0.89"W	16.33	$4.48	$73.17
Ballastone	28°12'42.35"N	82°28'59.85"W	14.11	$4.48	$63.22
Ballastone	28°12'42.16"N	82°28'59.11"W	16.33	$4.48	$73.17
Ballastone	28°12'41.38"N	82°28'58.09"W	21.72	$4.48	$97.32
Ballastone	28°12'40.61"N	82°28'56.99"W	14.11	$4.48	$63.22
Ballastone	28°12'40.24"N	82°28'56.03"W	27.67	$4.48	$123.95
Ballastone	28°12'39.32"N	82°28'53.48"W	4.44	$4.48	$19.91
Ballastone	28°12'38.79"N	82°28'52.71"W	8.89	$4.48	$39.82
Ballastone	28°12'36.43"N	82°28'50.43"W	2.22	$4.48	$9.96
Ballastone	28°12'34.89"N	82°28'51.91"W	18.56	$4.48	$83.13
Ballastone	28°12'34.27"N	82°28'51.80"W	4.44	$4.48	$19.91
Ballastone	28°12'36.47"N	82°28'49.88"W	21.00	$4.48	$94.08
Ballastone	28°12'36.77"N	82°28'49.82"W	27.61	$4.48	$123.70
Ballastone	28°12'38.29"N	82°28'51.09"W	2.22	$4.48	$9.96
Ballastone	28°12'39.20"N	82°28'52.27"W	18.72	$4.48	$83.88
Ballastone	28°12'39.31"N	82°28'52.87"W	5.22	$4.48	$23.40
Ballastone	28°12'39.94"N	82°28'53.59"W	18.56	$4.48	$83.13
Ballastone	28°12'41.39"N	82°28'57.29"W	11.11	$4.48	$49.78
Ballastone	28°12'42.10"N	82°28'58.18"W	14.11	$4.48	$63.22
Ballastone	28°12'42.89"N	82°28'59.08"W	23.17	$4.48	$103.79
Ballastone	28°12'43.64"N	82°29'0.15"W	14.11	$4.48	$63.22
Ballastone	28°12'44.20"N	82°29'0.70"W	11.89	$4.48	$53.26
Ballastone	28°12'48.27"N	82°28'59.05"W	25.33	$4.48	$113.49
Ballastone	28°12'45.56"N	82°29'2.48"W	22.31	$4.48	$99.95
Ballastone	28°12'45.13"N	82°29'2.60"W	23.17	$4.48	$103.79
Ballastone	28°12'44.36"N	82°29'1.55"W	9.67	$4.48	$43.31
Brenford	28°12'14.53"N	82°29'17.59"W	10.67	$4.48	$47.79
Brenford	28°12'14.75"N	82°29'15.67"W	5.67	$4.48	$25.39
Brenford	28°12'15.64"N	82°29'14.68"W	10.67	$4.48	$47.79
Brenford	28°12'16.08"N	82°29'14.49"W	10.67	$4.48	$47.79
Brenford	28°12'17.87"N	82°29'13.42"W	16.00	$4.48	$71.68
Brenford	28°12'20.19"N	82°29'12.16"W	12.89	$4.48	$57.74
Brenford	28°12'20.26"N	82°29'11.93"W	13.67	$4.48	$61.23
Brenford	28°12'20.86"N	82°29'11.58"W	8.00	$4.48	$35.84
Brenford	28°12'21.57"N	82°29'11.72"W	5.33	$4.48	$23.89
Brenford	28°12'21.73"N	82°29'11.91"W	10.67	$4.48	$47.79
Brenford	28°12'21.72"N	82°29'12.54"W	26.56	$4.48	$118.97
Brenford	28°12'22.13"N	82°29'12.92"W	13.28	$4.48	$59.48
Brenford	28°12'22.33"N	82°29'13.28"W	19.00	$4.48	$85.12
Brenford	28°12'22.89"N	82°29'13.78"W	16.00	$4.48	$71.68
Brenford	28°12'24.51"N	82°29'13.06"W	16.33	$4.48	$73.17

OAKSTEAD - RIGHT OF WAY ASSESSMENT

Performance Turf - Sod

Summary Sheet

Subdivision	*Latitude*	*Longitude*	*Quantity (SYS)*	*Unit Cost*	*Cost*
Brenford	28°12'25.27"N	82°29'13.17"W	8.00	$4.48	$35.84
Brenford	28°12'25.42"N	82°29'13.25"W	5.67	$4.48	$35.84
Brenford	28°12'25.71"N	82°29'13.42"W	8.00	$4.48	$35.84
Brenford	28°12'26.33"N	82°29'12.16"W	10.67	$4.48	$47.79
Brenford	28°12'27.28"N	82°29'11.41"W	13.67	$4.48	$61.23
Brenford	28°12'28.18"N	82°29'11.96"W	16.33	$4.48	$73.17
Brenford	28°12'29.30"N	82°29'11.60"W	19.00	$4.48	$85.12
Brenford	28°12'29.43"N	82°29'12.68"W	10.67	$4.48	$47.79
Brenford	28°12'28.76"N	82°29'14.68"W	19.00	$4.48	$85.12
Brenford	28°12'29.52"N	82°29'17.35"W	23.56	$4.48	$105.53
Brenford	28°12'30.07"N	82°29'18.28"W	5.33	$4.48	$23.89
Brenford	28°12'30.16"N	82°29'18.80"W	26.22	$4.48	$117.48
Brenford	28°12'30.74"N	82°29'19.68"W	13.33	$4.48	$59.73
Brenford	28°12'31.00"N	82°29'20.72"W	13.67	$4.48	$61.23
Brenford	28°12'22.20"N	82°29'14.21"W	25.83	$4.48	$115.73
Brenford	28°12'31.57"N	82°29'21.60"W	10.67	$4.48	$47.79
Brenford	28°12'31.72"N	82°29'22.59"W	17.00	$4.48	$76.16
Brenford	28°12'31.70"N	82°29'23.06"W	16.67	$4.48	$74.67
Brenford	28°12'31.87"N	82°29'23.36"W	5.33	$4.48	$23.89
Brenford	28°12'31.39"N	82°29'24.43"W	27.33	$4.48	$122.45
Brenford	28°12'30.54"N	82°29'25.61"W	34.17	$4.48	$153.07
Brenford	28°12'31.35"N	82°29'21.02"W	22.00	$4.48	$98.56
Brenford	28°12'27.86"N	82°29'25.18"W	21.33	$4.48	$95.57
Brenford	28°12'27.76"N	82°29'23.55"W	21.33	$4.48	$95.57
Brenford	28°12'28.03"N	82°29'23.53"W	5.33	$4.48	$23.89
Brenford	28°12'27.86"N	82°29'20.97"W	10.67	$4.48	$47.79
Brenford	28°12'25.90"N	82°29'14.60"W	13.67	$4.48	$61.23
Brenford	28°12'22.27"N	82°29'14.49"W	19.33	$4.48	$86.61
Brenford	28°12'21.48"N	82°29'15.17"W	8.00	$4.48	$35.84
Brenford	28°12'21.27"N	82°29'15.34"W	10.67	$4.48	$47.79
Brenford	28°12'19.91"N	82°29'16.16"W	10.67	$4.48	$47.79
Brenford	28°12'19.52"N	82°29'16.16"W	13.67	$4.48	$61.23
Brenford	28°12'19.06"N	82°29'16.49"W	16.67	$4.48	$74.67
Brenford	28°12'18.74"N	82°29'13.42"W	16.00	$4.48	$71.68
Brenford	28°12'22.16"N	82°29'13.25"W	3.00	$4.48	$13.44
Brenford	28°12'21.52"N	82°29'14.82"W	5.33	$4.48	$23.89
Brenford	28°12'21.17"N	82°29'14.79"W	19.00	$4.48	$85.12
Brenford	28°12'20.66"N	82°29'15.15"W	11.00	$4.48	$49.28
Brenford	28°12'20.19"N	82°29'15.45"W	16.33	$4.48	$73.17
Brenford	28°12'19.65"N	82°29'15.92"W	11.00	$4.48	$49.28
Brenford	28°12'18.98"N	82°29'16.22"W	2.67	$4.48	$11.95
Brenford	28°12'24.54"N	82°29'13.53"W	13.67	$4.48	$61.23
Brenford	28°12'25.74"N	82°29'13.86"W	10.61	$4.48	$47.54
Brenford	28°12'26.41"N	82°29'13.28"W	6.83	$4.48	$30.61
Brenford	28°12'26.80"N	82°29'12.37"W	13.67	$4.48	$61.23

OAKSTEAD - RIGHT OF WAY ASSESSMENT

Performance Turf - Sod

Summary Sheet

Subdivision	*Latitude*	*Longitude*	*Quantity (SYS)*	*Unit Cost*	*Cost*
Brenford	28°12'29.09"N	82°29'12.84"W	11.00	$4.48	$49.28
Brenford	28°12'29.16"N	82°29'17.29"W	19.00	$4.48	$73.17
Brenford	28°12'30.70"N	82°29'20.70"W	16.33	$4.48	$73.17
Brenford	28°12'31.03"N	82°29'21.36"W	10.67	$4.48	$47.79
Brenford	28°12'31.42"N	82°29'22.01"W	8.33	$4.48	$37.33
Brenford	28°12'31.54"N	82°29'23.88"W	23.17	$4.48	$103.79
Brenford	28°12'28.83"N	82°29'26.19"W	13.67	$4.48	$61.23
Brenford	28°12'28.54"N	82°29'25.50"W	16.33	$4.48	$73.17
Brenford	28°12'27.90"N	82°29'24.21"W	21.67	$4.48	$97.07
Brenford	28°12'28.97"N	82°29'23.53"W	8.00	$4.48	$35.84
Brenford	28°12'29.07"N	82°29'22.98"W	31.17	$4.48	$139.63
Brenford	28°12'27.06"N	82°29'18.53"W	8.00	$4.48	$35.84
Brenford	28°12'26.73"N	82°29'17.29"W	11.00	$4.48	$49.28
Brenford	28°12'15.05"N	82°29'16.77"W	5.33	$4.48	$23.89
Brenford	28°12'16.39"N	82°29'14.74"W	5.67	$4.48	$25.39
Brenford	28°12'28.46"N	82°29'26.11"W	16.00	$4.48	$71.68
Hillington	28°12'45.19"N	82°29'30.47"W	10.11	$4.48	$45.30
Hillington	28°12'44.29"N	82°29'28.85"W	18.22	$4.48	$81.64
Hillington	28°12'42.47"N	82°29'29.57"W	13.67	$4.48	$61.23
Hillington	28°12'42.48"N	82°29'29.73"W	9.56	$4.48	$42.81
Hillington	28°12'40.81"N	82°29'29.71"W	10.11	$4.48	$45.30
Hillington	28°12'40.81"N	82°29'29.71"W	13.67	$4.48	$61.23
Hillington	28°12'43.35"N	82°29'26.19"W	13.67	$4.48	$61.23
Hillington	28°12'42.48"N	82°29'25.97"W	11.89	$4.48	$53.26
Hillington	28°12'41.57"N	82°29'25.26"W	13.67	$4.48	$61.23
Hillington	28°12'40.67"N	82°29'25.53"W	10.11	$4.48	$45.30
Hillington	28°12'46.65"N	82°29'30.67"W	10.11	$4.48	$45.30
Hillington	28°12'48.43"N	82°29'31.24"W	10.11	$4.48	$45.30
Hillington	28°12'49.73"N	82°29'31.08"W	14.67	$4.48	$65.71
Hillington	28°12'52.26"N	82°29'31.02"W	8.89	$4.48	$39.82
Hillington	28°12'51.87"N	82°29'31.00"W	24.00	$4.48	$107.52
Hillington	28°12'52.79"N	82°29'30.94"W	10.11	$4.48	$45.30
Hillington	28°12'54.69"N	82°29'31.22"W	8.33	$4.48	$37.33
Hillington	28°12'55.10"N	82°29'33.14"W	10.11	$4.48	$45.30
Hillington	28°12'55.20"N	82°29'34.87"W	16.44	$4.48	$73.67
Hillington	28°12'53.31"N	82°29'39.79"W	11.89	$4.48	$53.26
Hillington	28°12'52.17"N	82°29'38.52"W	13.67	$4.48	$61.23
Hillington	28°12'52.08"N	82°29'38.19"W	11.33	$4.48	$50.77
Hillington	28°12'51.82"N	82°29'38.11"W	8.33	$4.48	$37.33
Hillington	28°12'51.05"N	82°29'37.29"W	10.11	$4.48	$45.30
Hillington	28°12'51.02"N	82°29'37.09"W	13.11	$4.48	$58.74
Hillington	28°12'50.42"N	82°29'36.63"W	19.94	$4.48	$89.35
Hillington	28°12'49.76"N	82°29'35.67"W	23.50	$4.48	$105.28
Hillington	28°12'47.72"N	82°29'35.61"W	21.22	$4.48	$95.08
Hillington	28°12'47.14"N	82°29'36.65"W	6.56	$4.48	$29.37

OAKSTEAD - RIGHT OF WAY ASSESSMENT

Performance Turf - Sod

Summary Sheet

Subdivision	*Latitude*	*Longitude*	*Quantity (SYS)*	*Unit Cost*	*Cost*
Hillington	28°12'47.76"N	82°29'37.26"W	16.94	$4.48	$75.91
Hillington	28°12'48.73"N	82°29'38.49"W	14.67	$4.48	$45.30
Hillington	28°12'49.32"N	82°29'39.10"W	10.11	$4.48	$45.30
Hillington	28°12'50.60"N	82°29'40.61"W	13.67	$4.48	$61.23
Hillington	28°12'51.17"N	82°29'41.13"W	17.78	$4.48	$79.64
Hillington	28°12'20.60"N	82°29'25.56"W	8.33	$4.48	$37.33
Hillington	28°12'40.99"N	82°29'26.02"W	11.89	$4.48	$53.26
Hillington	28°12'41.17"N	82°29'26.13"W	11.89	$4.48	$53.26
Hillington	28°12'42.09"N	82°29'26.05"W	10.11	$4.48	$45.30
Hillington	28°12'42.76"N	82°29'26.52"W	7.11	$4.48	$31.86
Hillington	28°12'43.26"N	82°29'26.71"W	7.11	$4.48	$31.86
Hillington	28°12'43.75"N	82°29'27.56"W	8.33	$4.48	$37.33
Hillington	28°12'43.92"N	82°29'28.19"W	13.67	$4.48	$61.23
Hillington	28°12'43.03"N	82°29'29.13"W	11.89	$4.48	$53.26
Hillington	28°12'41.74"N	82°29'29.38"W	8.89	$4.48	$39.82
Hillington	28°12'41.32"N	82°29'28.99"W	8.33	$4.48	$37.33
Hillington	28°12'40.84"N	82°29'29.13"W	14.89	$4.48	$66.70
Hillington	28°12'44.20"N	82°29'29.57"W	13.67	$4.48	$61.23
Hillington	28°12'44.61"N	82°29'30.01"W	14.17	$4.48	$63.47
Hillington	28°12'46.27"N	82°29'31.19"W	13.67	$4.48	$61.23
Hillington	28°12'47.53"N	82°29'31.46"W	10.11	$4.48	$45.30
Hillington	28°12'47.99"N	82°29'31.71"W	10.11	$4.48	$45.30
Hillington	28°12'48.38"N	82°29'31.77"W	3.56	$4.48	$15.93
Hillington	28°12'49.74"N	82°29'31.82"W	10.11	$4.48	$45.30
Hillington	28°12'51.50"N	82°29'31.19"W	3.56	$4.48	$15.93
Hillington	28°12'51.74"N	82°29'31.33"W	6.56	$4.48	$29.37
Hillington	28°12'51.94"N	82°29'31.44"W	13.67	$4.48	$61.23
Hillington	28°12'52.89"N	82°29'31.44"W	11.89	$4.48	$53.26
Hillington	28°12'53.38"N	82°29'31.60"W	17.22	$4.48	$77.16
Hillington	28°12'54.53"N	82°29'31.49"W	13.67	$4.48	$61.23
Hillington	28°12'54.74"N	82°29'32.89"W	10.11	$4.48	$45.30
Hillington	28°12'54.78"N	82°29'34.07"W	11.89	$4.48	$53.26
Hillington	28°12'54.97"N	82°29'35.01"W	10.11	$4.48	$45.30
Hillington	28°12'54.89"N	82°29'36.76"W	1.78	$4.48	$7.96
Hillington	28°12'52.14"N	82°29'37.73"W	10.11	$4.48	$45.30
Hillington	28°12'50.14"N	82°29'35.61"W	11.89	$4.48	$53.26
Hillington	28°12'49.54"N	82°29'35.01"W	11.89	$4.48	$53.26
Hillington	28°12'48.29"N	82°29'34.29"W	3.56	$4.48	$15.93
Hillington	28°12'47.58"N	82°29'37.70"W	11.89	$4.48	$53.26
Hillington	28°12'48.89"N	82°29'39.02"W	11.89	$4.48	$53.26
Hillington	28°12'49.97"N	82°29'40.20"W	13.11	$4.48	$58.74
Hillington	28°12'50.61"N	82°29'40.99"W	10.11	$4.48	$45.30
Hillington	28°12'51.20"N	82°29'41.63"W	13.67	$4.48	$61.23
Hillington	28°12'50.16"N	82°29'31.46"W	6.56	$4.48	$29.37
Hillington	28°12'53.68"N	82°29'39.02"W	14.67	$4.48	$65.71

OAKSTEAD - RIGHT OF WAY ASSESSMENT

Performance Turf - Sod

Summary Sheet

Subdivision	*Latitude*	*Longitude*	*Quantity (SYS)*	*Unit Cost*	*Cost*
Hillington	28°13'46.78"N	82°29'34.18"W	10.11	$4.48	$45.30
Hillington	28°13'46.31"N	82°29'34.13"W	11.33	$4.48	$53.26
Hillington	28°13'45.80"N	82°29'34.07"W	11.89	$4.48	$53.26
Hillington	28°12'46.07"N	82°29'33.66"W	10.11	$4.48	$45.30
Hillington	28°12'45.02"N	82°29'33.77"W	14.67	$4.48	$65.71
Hillington	28°12'44.44"N	82°29'33.19"W	13.67	$4.48	$61.23
Hillington	28°12'43.63"N	82°29'32.26"W	3.56	$4.48	$15.93
Keswick	28°12'12.73"N	82°29'29.87"W	11.89	$4.48	$53.26
Keswick	28°12'14.39"N	82°29'27.78"W	20.94	$4.48	$93.83
Keswick	28°12'14.51"N	82°29'27.48"W	18.67	$4.48	$83.63
Keswick	28°12'14.71"N	82°29'26.60"W	15.56	$4.48	$69.69
Keswick	28°12'14.96"N	82°29'24.07"W	11.11	$4.48	$49.78
Keswick	28°12'15.07"N	82°29'23.33"W	14.11	$4.48	$63.22
Keswick	28°12'15.97"N	82°29'23.28"W	15.56	$4.48	$69.69
Keswick	28°12'17.06"N	82°29'23.30"W	36.56	$4.48	$163.77
Keswick	28°12'17.06"N	82°29'23.30"W	18.78	$4.48	$84.12
Keswick	28°12'18.05"N	82°29'24.13"W	16.33	$4.48	$73.17
Keswick	28°12'17.96"N	82°29'24.68"W	16.44	$4.48	$73.67
Keswick	28°12'17.94"N	82°29'28.63"W	23.17	$4.48	$103.79
Keswick	28°12'17.96"N	82°29'29.24"W	21.00	$4.48	$94.08
Keswick	28°12'17.99"N	82°29'31.05"W	18.72	$4.48	$83.88
Keswick	28°12'18.80"N	82°29'32.48"W	24.61	$4.48	$110.26
Keswick	28°12'20.03"N	82°29'32.72"W	23.22	$4.48	$104.04
Keswick	28°12'20.37"N	82°29'32.48"W	18.67	$4.48	$83.63
Keswick	28°12'20.95"N	82°29'30.67"W	35.11	$4.48	$157.30
Keswick	28°12'20.80"N	82°29'28.33"W	2.22	$4.48	$9.96
Keswick	28°12'21.36"N	82°29'28.99"W	26.89	$4.48	$120.46
Keswick	28°12'21.14"N	82°29'30.09"W	11.11	$4.48	$49.78
Keswick	28°12'21.20"N	82°29'30.61"W	13.33	$4.48	$59.73
Keswick	28°12'21.17"N	82°29'31.46"W	11.89	$4.48	$53.26
Keswick	28°12'21.74"N	82°29'32.48"W	28.39	$4.48	$127.18
Keswick	28°12'22.84"N	82°29'33.00"W	8.89	$4.48	$39.82
Keswick	28°12'22.31"N	82°29'33.85"W	21.72	$4.48	$97.32
Keswick	28°12'21.07"N	82°29'32.81"W	11.89	$4.48	$53.26
Keswick	28°12'20.74"N	82°29'32.98"W	16.33	$4.48	$73.17
Keswick	28°12'19.78"N	82°29'33.00"W	11.11	$4.48	$49.78
Keswick	28°12'19.24"N	82°29'32.98"W	11.89	$4.48	$53.26
Keswick	28°12'18.47"N	82°29'32.95"W	11.89	$4.48	$53.26
Keswick	28°12'17.59"N	82°29'32.81"W	21.67	$4.48	$97.07
Keswick	28°12'16.75"N	82°29'32.98"W	11.89	$4.48	$53.26
Keswick	28°12'73"N	82°29'32.56"W	8.89	$4.48	$39.82
Keswick	28°12'12.21"N	82°29'30.67"W	16.33	$4.48	$73.17
Keswick	28°12'13.52"N	82°29'29.68"W	14.11	$4.48	$63.22
Keswick	28°12'15.06"N	82°29'29.84"W	6.67	$4.48	$29.87
Keswick	28°12'15.20"N	82°29'29.35"W	19.44	$4.48	$87.11

OAKSTEAD - RIGHT OF WAY ASSESSMENT

Performance Turf - Sod

Summary Sheet

Subdivision	*Latitude*	*Longitude*	*Quantity (SYS)*	*Unit Cost*	*Cost*
Keswick	28°12'14.99"N	82°29'28.99"W	16.33	$4.48	$73.17
Keswick	28°12'14.57"N	82°29'28.33"W	16.33	$4.48	$103.79
Keswick	28°12'14.74"N	82°29'28.03"W	23.17	$4.48	$103.79
Keswick	28°12'15.01"N	82°29'26.47"W	17.11	$4.48	$76.66
Keswick	28°12'15.18"N	82°29'24.92"W	4.44	$4.48	$19.91
Keswick	28°12'15.10"N	82°29'24.54"W	25.44	$4.48	$113.99
Keswick	28°12'15.67"N	82°29'23.50"W	16.44	$4.48	$73.67
Keswick	28°12'17.53"N	82°29'24.10"W	25.39	$4.48	$113.74
Keswick	28°12'17.52"N	82°29'25.81"W	16.44	$4.48	$73.67
Keswick	28°12'17.47"N	82°29'26.35"W	18.72	$4.48	$83.88
Keswick	28°12'17.66"N	82°29'27.29"W	37.33	$4.48	$167.25
Keswick	28°12'17.72"N	82°29'28.03"W	16.33	$4.48	$73.17
Keswick	28°12'17.74"N	82°29'29.13"W	11.89	$4.48	$53.26
Keswick	28°12'17.57"N	82°29'30.01"W	14.11	$4.48	$63.22
Keswick	28°12'17.56"N	82°29'31.16"W	40.39	$4.48	$180.94
Keswick	28°12'16.53"N	82°29'32.45"W	25.39	$4.48	$113.74
Keswick	28°12'15.71"N	82°29'32.51"W	18.67	$4.48	$83.63
Keswick	28°12'14.73"N	82°29'32.45"W	16.44	$4.48	$73.67
Keswick	28°12'12.41"N	82°29'31.93"W	18.72	$4.48	$83.88
Keswick	28°12'12.92"N	82°29'30.31"W	16.44	$4.48	$73.67
Keswick	28°12'13.16"N	82°29'30.17"W	16.44	$4.48	$73.67
Marchmont	28°13'10.03"N	82°29'45.64"W	13.67	$4.48	$61.23
Marchmont	28°13'3.89"N	82°29'44.75"W	4.56	$4.48	$20.41
Marchmont	28°13'3.37"N	82°29'47.09"W	4.56	$4.48	$20.41
Marchmont	28°13'2.99"N	82°29'48.08"W	11.00	$4.48	$49.28
Marchmont	28°13'2.45"N	82°29'43.82"W	16.33	$4.48	$73.17
Marchmont	28°13'2.09"N	82°29'43.88"W	11.00	$4.48	$49.28
Marchmont	28°13'0.08"N	82°29'43.41"W	10.67	$4.48	$47.79
Marchmont	28°13'02.43"N	82°29'43.44"W	19.00	$4.48	$85.12
Marchmont	28°13'03.92"N	82°29'43.82"W	19.00	$4.48	$85.12
Marchmont	28°13'08.85"N	82°29'44.87"W	10.67	$4.48	$47.79
Marchmont	28°13'10.73"N	82°29'43.30"W	10.67	$4.48	$47.79
Marchmont	28°13'10.71"N	82°29'42.56"W	26.22	$4.48	$117.48
Marchmont	28°13'10.51"N	82°29'42.23"W	3.00	$4.48	$13.44
Marchmont	28°13'10.47"N	82°29'46.60"W	16.33	$4.48	$73.17
Marchmont	28°13'10.52"N	82°29'47.23"W	13.67	$4.48	$61.23
Marchmont	28°13'10.45"N	82°29'50.00"W	10.67	$4.48	$47.79
Marchmont	28°13'10.25"N	82°29'50.63"W	19.00	$4.48	$85.12
Marchmont	28°13'10.57"N	82°29'50.72"W	24.67	$4.48	$110.51
Marchmont	28°13'12.33"N	82°29'45.44"W	21.67	$4.48	$97.07
Marchmont	28°13'13.47"N	82°29'45.66"W	18.22	$4.48	$81.64
Marchmont	28°13'14.58"N	82°29'45.31"W	16.00	$4.48	$71.68
Marchmont	28°13'15.36"N	82°29'45.72"W	19.00	$4.48	$85.12
Marchmont	28°13'16.74"N	82°29'45.33"W	16.33	$4.48	$73.17
Marchmont	28°13'20.82"N	82°29'45.42"W	13.67	$4.48	$61.23

OAKSTEAD - RIGHT OF WAY ASSESSMENT

Performance Turf - Sod

Summary Sheet

Subdivision	*Latitude*	*Longitude*	*Quantity (SYS)*	*Unit Cost*	*Cost*
Marchmont	28°13'21.30"N	82°29'45.53"W	16.33	$4.48	$73.17
Marchmont	28°13'22.77"N	82°29'45.75"W	19.00	$4.48	$61.23
Marchmont	28°13'23.79"N	82°29'45.72"W	13.67	$4.48	$61.23
Marchmont	28°13'24.51"N	82°29'45.88"W	20.89	$4.48	$93.58
Marchmont	28°13'24.86"N	82°29'45.96"W	21.28	$4.48	$95.32
Marchmont	28°13'25.73"N	82°29'42.56"W	16.33	$4.48	$73.17
Marchmont	28°13'24.52"N	82°29'42.72"W	11.00	$4.48	$49.28
Marchmont	28°13'23.27"N	82°29'42.75"W	11.00	$4.48	$49.28
Marchmont	28°13'22.48"N	82°29'42.59"W	13.67	$4.48	$61.23
Marchmont	28°13'21.30"N	82°29'42.56"W	16.33	$4.48	$73.17
Marchmont	28°13'20.37"N	82°29'42.50"W	11.00	$4.48	$49.28
Marchmont	28°13'20.37"N	82°29'42.50"W	3.00	$4.48	$13.44
Marchmont	28°13'17.37"N	82°29'42.70"W	13.67	$4.48	$61.23
Marchmont	28°13'18.42"N	82°29'41.68"W	19.00	$4.48	$85.12
Marchmont	28°13'19.59"N	82°29'39.81"W	8.00	$4.48	$35.84
Marchmont	28°13'19.89"N	82°29'39.98"W	21.67	$4.48	$97.07
Marchmont	28°13'24.73"N	82°29'40.25"W	13.67	$4.48	$61.23
Marchmont	28°13'0.63"N	82°29'43.19"W	25.83	$4.48	$115.73
Marchmont	28°13'03.06"N	82°29'43.27"W	16.33	$4.48	$73.17
Marchmont	28°13'6.67"N	82°29'44.40"W	10.67	$4.48	$47.79
Marchmont	28°13'8.81"N	82°29'44.89"W	16.00	$4.48	$71.68
Marchmont	28°13'10.75"N	82°29'48.6"W	52.39	$4.48	$234.70
Marchmont	28°13'10.73"N	82°29'50.99"W	16.00	$4.48	$71.68
Marchmont	28°13'11.01"N	82°29' 50.94"W	23.50	$4.48	$105.28
Marchmont	28°13'10.71"N	82°29'49.34"W	18.61	$4.48	$83.38
Marchmont	28°13'10.93"N	82°29'47.83"W	19.00	$4.48	$85.12
Marchmont	28°13'10.75"N	82°29'46.76"W	20.50	$4.48	$91.84
Marchmont	28°13'10.32"N	82°29'50.74"W	21.67	$4.48	$97.07
Marchmont	28°13'10.47"N	82°29'49.97"W	8.00	$4.48	$35.84
Marchmont	28°13'10.49"N	82°29'46.60"W	16.33	$4.48	$73.17
Marchmont	28°13'10.52"N	82°29'47.42"W	13.67	$4.48	$61.23
Marchmont	28°13'10.71"N	82°29'43.30"W	29.67	$4.48	$132.91
Marchmont	28°13'10.86"N	82°29'42.94"W	24.33	$4.48	$109.01
Marchmont	28°13'11.28"N	82°29'41.16"W	21.67	$4.48	$97.07
Marchmont	28°13'11.40"N	82°29'39.04"W	13.67	$4.48	$61.23
Marchmont	28°13'12.41"N	82°29'45.09"W	13.67	$4.48	$61.23
Marchmont	28°13'12.33"N	82°29'45.44"W	28.50	$4.48	$127.68
Marchmont	28°13'12.70"N	82°29'45.66"W	26.94	$4.48	$120.71
Marchmont	28°13'13.71"N	82°29'45.44"W	25.83	$4.48	$115.73
Marchmont	28°13'16.06"N	82°29'43.71"W	28.50	$4.48	$127.68
Marchmont	28°13'15.90"N	82°29'43.36"W	13.67	$4.48	$61.23
Marchmont	28°13'15.86"N	82°29'42.97"W	11.00	$4.48	$49.28
Marchmont	28°13'16.43"N	82°29'42.28"W	13.67	$4.48	$61.23
Marchmont	28°13'18.52"N	82°29'42.17"W	13.67	$4.48	$61.23
Marchmont	28°13'18.52"N	82°29'42.17"W	13.67	$4.48	$61.23

OAKSTEAD - RIGHT OF WAY ASSESSMENT

Performance Turf - Sod

Summary Sheet

Subdivision	*Latitude*	*Longitude*	*Quantity (SYS)*	*Unit Cost*	*Cost*
Marchmont	28°13'18.60"N	82°29'40.53"W	16.33	$4.48	$73.17
Marchmont	28°13'19.15"N	82°29'39.35"W	24.33	$4.48	$183.93
Marchmont	28°13'19.63"N	82°29'39.65W	41.06	$4.48	$183.93
Marchmont	28°13'20.37"N	82°29'39.73"W	16.33	$4.48	$73.17
Marchmont	28°13'20.68"N	82°29'39.65"W	13.67	$4.48	$61.23
Marchmont	28°13'21.88"N	82°29'39.70"W	13.67	$4.48	$61.23
Marchmont	28°13'22.43"N	82°29'39.79"W	16.33	$4.48	$73.17
Marchmont	28°13'23.15"N	82°29'39.65"W	16.33	$4.48	$73.17
Marchmont	28°13'25.85"N	82°29'40.03"W	28.89	$4.48	$129.42
Marchmont	28°13'26.16"N	82°29'40.31"W	18.22	$4.48	$81.64
Marchmont	28°13'26.25"N	82°29'41.41"W	13.67	$4.48	$61.23
Marchmont	28°13'26.06"N	82°29'43.16"W	19.00	$4.48	$85.12
Marchmont	28°13'26.25"N	82°29'41.41"W	13.67	$4.48	$61.23
Marchmont	28°13'25.50"N	82°29'43.16"W	23.17	$4.48	$103.79
Marchmont	28°13'25.60"N	82°29'43.27"W	10.67	$4.48	$47.79
Marchmont	28°13'23.38"N	82°29'43.00"W	24.33	$4.48	$109.01
Marchmont	28°13'22.59"N	82°29'42.97"W	21.67	$4.48	$97.07
Marchmont	28°13'22.14"N	82°29'42.94"W	19.00	$4.48	$85.12
Marchmont	28°13'21.13"N	82°29'43.50"W	19.00	$4.48	$85.12
Marchmont	28°13'20.81"N	82°29'43.05"W	24.33	$4.48	$109.01
Marchmont	28°13'20.33"N	82°29'42.97"W	19.00	$4.48	$85.12
Marchmont	28°13'19.79"N	82°29'42.97"W	21.33	$4.48	$95.57
Marchmont	28°13'19.43"N	82°29'42.81"W	13.67	$4.48	$61.23
Marchmont	28°13'18.90"N	82°29'42.89"W	19.00	$4.48	$85.12
Marchmont	28°13'18.34"N	82°29'42.70"W	7.56	$4.48	$33.85
Marchmont	28°13'25.47"N	82°29'46.79"W	23.17	$4.48	$103.79
Marchmont	28°13'22.34"N	82°29'46.16"W	23.17	$4.48	$103.79
Marchmont	28°13'21.48"N	82°29'46.13"W	10.67	$4.48	$47.79
Marchmont	28°13'20.19"N	82°29'46.05"W	10.67	$4.48	$47.79
Marchmont	28°13'19.04"N	82°29'45.86"W	33.78	$4.48	$151.32
Marchmont	28°13'18.25"N	82°29'45.77"W	18.22	$4.48	$81.64
Marchmont	28°13'17.67"N	82°29'45.94"W	15.94	$4.48	$71.43
Marchmont	28°13'16.40"N	82°29'45.83"W	24.00	$4.48	$107.52
Strathmore	28°12'05.09°N	82°29'18.47°W	21.33	$4.48	$95.57
Strathmore	28°12'04.77°N	82°29'17.84°W	11.11	$4.48	$49.78
Strathmore	28°12'05.01°N	82°29'16.88°W	18.56	$4.48	$83.13
Strathmore	28°12'08.49°N	82°29'18.31°W	9.67	$4.48	$43.31
Strathmore	28°12'07.96°N	82°29'16.96°W	18.56	$4.48	$83.13
Strathmore	28°12'08.23°N	82°29'12.84°W	11.11	$4.48	$49.78
Strathmore	28°12'13.96°N	82°29'11.14°W	8.89	$4.48	$39.82
Strathmore	28°12'15.05°N	82°29'09.02°W	14.11	$4.48	$63.22
Strathmore	28°12'16.40°N	82°29'04.52°W	4.44	$4.48	$19.91
Strathmore	28°12'20.53°N	82°29'02.32°W	11.89	$4.48	$53.26
Strathmore	28°12'22.65°N	82°29'03.45°W	18.56	$4.48	$83.13
Strathmore	28°12'20.29"N	82°29'05.26"W	16.33	$4.48	$73.17

OAKSTEAD - RIGHT OF WAY ASSESSMENT

Performance Turf - Sod

Summary Sheet

Subdivision	*Latitude*	*Longitude*	*Quantity (SYS)*	*Unit Cost*	*Cost*
Strathmore	28°12'17.78"N	82°29'04.93"W	16.33	$4.48	$73.17
Strathmore	28°12'09.58"N	82°29'11.74"W	16.33	$4.48	$63.22
Strathmore	28°12'08.42"N	82°29'15.23"W	14.11	$4.48	$63.22
Strathmore	28°12'06.70"N	82°29'18.39"W	11.89	$4.48	$53.26
Strathmore	28°12'12.24"N	82°29'11.36"W	2.22	$4.48	$9.96
Strathmore	28°12'10.12"N	82°29'18.86"W	8.89	$4.48	$39.82
Strathmore	28°12'9.55"N	82°29'18.39"W	16.33	$4.48	$73.17
Strathmore	28°12'9.26"N	82°29'18.41"W	14.11	$4.48	$63.22
Strathmore	28°12'11.22"N	82°29'12.32"W	2.22	$4.48	$9.96
Strathmore	28°12'11.22"N	82°29'12.32"W	16.33	$4.48	$73.17
Strathmore	28°12'11.47"N	82°29'13.75"W	14.11	$4.48	$63.22
Strathmore	28°12'11.19"N	82°29'17.29"W	18.56	$4.48	$83.13
Strathmore	28°12'11.32"N	82°29'17.05"W	14.11	$4.48	$63.22
Strathmore	28°12'11.12"N	82°29'18.22"W	5.00	$4.48	$22.40
Strathmore	28°12'10.60"N	82°29'18.74"W	21.33	$4.48	$95.57
Strathmore	28°12'10.98"N	82°29'18.77"W	23.83	$4.48	$106.77
Tanglewyld	28°12'06.01"N	28°12'06.01"N	14.89	$4.48	$66.70
Tanglewyld	28°12'00.77"N	28°12'00.77"N	8.89	$4.48	$39.82
Tanglewyld	28°11'59.45"N	28°11'59.45"N	8.89	$4.48	$39.82
Tanglewyld	28°11'58.55"N	28°11'58.55"N	6.67	$4.48	$29.87
Tanglewyld	28°11'54.77"N	28°11'54.77"N	11.11	$4.48	$49.78
Tanglewyld	28°11'51.76"N	28°11'51.76"N	11.11	$4.48	$49.78
Tanglewyld	28°11'54.22"N	28°11'54.22"N	11.89	$4.48	$53.26
Tanglewyld	28°11'56.38"N	28°11'56.38"N	11.89	$4.48	$53.26
Tanglewyld	28°11'55.64"N	28°11'55.64"N	8.89	$4.48	$39.82
Tanglewyld	28°11'55.88"N	28°11'55.88"N	9.67	$4.48	$43.31
Tanglewyld	28°11'57.72"N	28°11'57.72"N	8.89	$4.48	$39.82
Tanglewyld	28°11'56.63"N	28°11'56.63"N	8.89	$4.48	$39.82
Tanglewyld	28°11'59.21"N	28°11'59.21"N	2.28	$4.48	$10.20
Weymouth	28°12'41.26"N	82°29'36.57"W	3.00	$4.48	$13.44
Weymouth	28° 12'40.60"N	82°29'37.20"W	14.89	$4.48	$66.70
Weymouth	28°12'40.45"N	82°29'37.64"W	11.11	$4.48	$49.78
Weymouth	28°12'39.14"N	82°29'38.41"W	9.67	$4.48	$43.31
Weymouth	28°12'39.18"N	82°29'41.43"W	5.22	$4.48	$23.40
Weymouth	28°12'39.04"N	82°29'42.56"W	10.44	$4.48	$46.79
Weymouth	28°12'39.24"N	82°29'43.41"W	6.00	$4.48	$26.88
Weymouth	28°12'39.01"N	82°29'44.48"W	4.44	$4.48	$19.91
Weymouth	28°12'38.96"N	82°29'45.31"W	21.72	$4.48	$97.32
Weymouth	28°12'37.86"N	82°29'38.25"W	23.94	$4.48	$107.27
Weymouth	28°12'36.33"N	82°29'39.90"W	11.89	$4.48	$53.26
Weymouth	28°12'36.27"N	82°29'40.75"W	14.11	$4.48	$63.22
Weymouth	28°12'36.51"N	82°29'42.20"W	9.67	$4.48	$43.31
Weymouth	28°12'36.37"N	82°29'42.70"W	11.89	$4.48	$53.26
Weymouth	28°12'36.41"N	82°29'43.00"W	29.89	$4.48	$133.90
Weymouth	28°12'36.44"N	82°29'47.28"W	8.89	$4.48	$39.82

OAKSTEAD - RIGHT OF WAY ASSESSMENT

Performance Turf - Sod

Summary Sheet

Subdivision	*Latitude*	*Longitude*	*Quantity (SYS)*	*Unit Cost*	*Cost*
Weymouth	28°12'36.35"N	82°29'48.57"W	18.56	$4.48	$83.13
Weymouth	28°12'36.36"N	82°29'49.34"W	23.17	$4.48	$53.26
Weymouth	28°12'34.11"N	82°29'49.51"W	11.89	$4.48	$53.26
Weymouth	28°12'34.05"N	82°29'48.44"W	14.89	$4.48	$66.70
Weymouth	28°12'34.12"N	82°29'46.35"W	8.89	$4.48	$39.82
Weymouth	28°12'34.05"N	82°29'45.06"W	23.78	$4.48	$106.52
Weymouth	28°12'34.08"N	82°29'43.44"W	11.89	$4.48	$53.26
Weymouth	28°12'34.14"N	82°29'42.97"W	17.11	$4.48	$76.66
Weymouth	28°12'33.95"N	82°29'40.20"W	9.67	$4.48	$43.31
Weymouth	28°12'32.31"N	82°29'39.29"W	12.67	$4.48	$56.75
Weymouth	28°12'31.86"N	82°29'39.70"W	20.78	$4.48	$93.08
Weymouth	28°12'30.93"N	82°29'41.82"W	16.33	$4.48	$73.17
Weymouth	28°12'31.15"N	82°29'42.97"W	18.56	$4.48	$83.13
Weymouth	28°12'30.99"N	82°29'43.71"W	16.33	$4.48	$73.17
Weymouth	28°12'34.04"N	82°29'39.04"W	8.89	$4.48	$39.82
Weymouth	28°12'34.27"N	82°29'38.66"W	11.11	$4.48	$49.78
Weymouth	28°12'34.65"N	82°29'38.96"W	16.44	$4.48	$73.67
Weymouth	28°12'35.82"N	82°29'38.55"W	9.67	$4.48	$43.31
Weymouth	28°12'36.10"N	82°29'38.52"W	12.67	$4.48	$56.75
Weymouth	28°12'41.75"N	82°29'36.32"W	7.56	$4.48	$33.85
Weymouth	28°12'41.04"N	82°29'36.49"W	16.44	$4.48	$73.67
Weymouth	28°12'40.25"N	82°29'37.12"W	16.44	$4.48	$73.67
Weymouth	28°12'39.38"N	82°29'37.81"W	14.22	$4.48	$63.72
Weymouth	28°12'39.31"N	82°29'39.57"W	21.72	$4.48	$97.32
Weymouth	28°12'39.38"N	82°29'38.49"W	14.89	$4.48	$66.70
Weymouth	28°12'39.46"N	82°29'41.16"W	23.78	$4.48	$106.52
Weymouth	28°12'39.26"N	82°29'43.27"W	11.89	$4.48	$53.26
Weymouth	28°12'39.90"N	82°29'45.47"W	14.11	$4.48	$63.22
Weymouth	28°12'39.40"N	82°29'44.84"W	8.89	$4.48	$39.82
Weymouth	28°12'38.43"N	82°29'38.16"W	15.56	$4.48	$69.69
Weymouth	28°12'37.80"N	82°29'38.30"W	16.33	$4.48	$73.17
Weymouth	28°12'37.51"N	82°29'38.63"W	7.44	$4.48	$33.35
Weymouth	28°12'37.62"N	82°29'38.33"W	23.78	$4.48	$106.52
Weymouth	28°12'36.69"N	82°29'39.07"W	12.67	$4.48	$56.75
Weymouth	28°12'36.71"N	82°29'39.40"W	10.44	$4.48	$46.79
Weymouth	28°12'36.64"N	82°29'40.66"W	9.67	$4.48	$43.31
Weymouth	28°12'36.68"N	82°29'42.26"W	15.67	$4.48	$70.19
Weymouth	28°12'36.55"N	82°29'43.00"W	12.72	$4.48	$57.00
Weymouth	28°12'36.66"N	82°29'44.87"W	15.00	$4.48	$67.20
Weymouth	28°12'36.58"N	82°29'46.46"W	9.67	$4.48	$43.31
Weymouth	28°12'36.77"N	82°29'45.96"W	4.44	$4.48	$19.91
Weymouth	28°12'36.72"N	82°29'46.87"W	6.67	$4.48	$29.87
Weymouth	28°12'36.79"N	82°29'48.38"W	9.67	$4.48	$43.31
Weymouth	28°12'36.70"N	82°29'48.90"W	14.11	$4.48	$63.22
Weymouth	28°12'36.86"N	82°29'46.65"W	14.11	$4.48	$63.22

OAKSTEAD - RIGHT OF WAY ASSESSMENT

Performance Turf - Sod

Summary Sheet

Subdivision	*Latitude*	*Longitude*	*Quantity (SYS)*	*Unit Cost*	*Cost*
Weymouth	28°12'36.59"N	82°29'50.08"W	7.44	$4.48	$33.35
Weymouth	28°12'36.33"N	82°29'50.06"W	10.44	$4.48	$46.79
Weymouth	28°12'35.99"N	82°29'50.30"W	10.44	$4.48	$46.79
Weymouth	28°12'29.00"N	82°29'50.06"W	14.11	$4.48	$63.22
Weymouth	28°12'35.00"N	82°29'50.82"W	11.89	$4.48	$53.26
Weymouth	28°12'34.64"N	82°29'50.25"W	21.67	$4.48	$97.07
Weymouth	28°12'33.88"N	82°29'50.11"W	4.44	$4.48	$19.91
Weymouth	28°12'33.88"N	82°29'50.11"W	9.67	$4.48	$43.31
Weymouth	28°12'33.58"N	82°29'49.12"W	12.67	$4.48	$56.75
Weymouth	28°12'33.81"N	82°29'47.94"W	14.11	$4.48	$63.22
Weymouth	28°12'33.81"N	82°29'47.94"W	12.67	$4.48	$56.75
Weymouth	28°12'33.75"N	82°29'41.43"W	9.67	$4.48	$43.31
Weymouth	28°12'33.61"N	82°29'40.99"W	14.89	$4.48	$66.70
Weymouth	28°12'33.64"N	82°29'40.42"W	9.67	$4.48	$43.31
Weymouth	28°12'31.20"N	82°29'41.10"W	11.89	$4.48	$53.26
Weymouth	28°12'31.46"N	82°29'42.26"W	18.56	$4.48	$83.13
Weymouth	28°12'31.53"N	82°29'43.91"W	11.89	$4.48	$53.26
				$4.48	$0.00
				$4.48	$0.00
				$4.48	$0.00

SIDEWALK REPLACEMENTS

OAKSTEAD - RIGHT OF WAY ASSESSMENT

Sidewalk

Summary Sheet

Subdivision	*Latitude*	*Longitude*	*Quantity (SYS)*	*Unit Cost*	*Cost*
Ashmonte	28°12'23.09"N	82°29'41.68"W	13.80	$68.17	$940.75
Ashmonte	28°12'23.18"N	82°29'41.87"W	9.20	$68.17	$627.16
Ashmonte	28°12'24.14"N	82°29'42.47"W	9.20	$68.17	$627.16
Ashmonte	28°12'25.09"N	82°29'42.55"W	9.20	$68.17	$627.16
Ashmonte	28°12'25.21"N	82°29'43.58"W	4.60	$68.17	$313.58
Ashmonte	28°12'24.46"N	82°29'42.64"W	9.20	$68.17	$627.16
Ashmonte	28°12'22.58"N	82°29'41.74"W	9.20	$68.17	$627.16
Ashmonte	28°12'22.70"N	82°29'41.98"W	18.40	$68.17	$1,254.33
Ashmonte	28°12'22.31"N	82°29'42.67"W	9.20	$68.17	$627.16
Ashmonte	28°12'22.10"N	82°29'43.16"W	13.80	$68.17	$940.75
Ashmonte	28°12'21.53"N	82°29'43.41"W	9.20	$68.17	$627.16
Ashmonte	28°12'21.05"N	82°29'43.74"W	11.50	$68.17	$783.96
Ashmonte	28°12'20.76"N	82°29'43.74"W	9.20	$68.17	$627.16
Ashmonte	28°12'19.69"N	82°29'43.55"W	9.20	$68.17	$627.16
Ashmonte	28°12'19.07"N	82°29'43.52"W	13.80	$68.17	$940.75
Ashmonte	28°12'17.47"N	82°29'43.66"W	9.20	$68.17	$627.16
Ashmonte	28°12'17.16"N	82°29'43.19"W	11.50	$68.17	$783.96
Ashmonte	28°12'16.88"N	82°29'43.52"W	9.20	$68.17	$627.16
Ashmonte	28°12'15.81"N	82°29'43.71"W	13.80	$68.17	$940.75
Ashmonte	28°12'14.48"N	82°29'43.71"W	11.00	$68.17	$749.87
Ashmonte	28°12'22.55"N	82°29'40.80"W	6.90	$68.17	$470.37
Ashmonte	28°12'21.82"N	82°29'40.47"W	13.80	$68.17	$940.75
Ashmonte	28°12'21.32"N	82°29'40.28"W	16.10	$68.17	$1,097.54
Ashmonte	28°12'20.71"N	82°29'40.03"W	9.20	$68.17	$627.16
Ashmonte	28°12'18.33"N	82°29'40.03"W	18.40	$68.17	$1,254.33
Ashmonte	28°12'16.96"N	82°29'40.06"W	9.20	$68.17	$627.16
Ashmonte	28°12'15.74"N	89°29'40.00"W	13.80	$68.17	$940.75
Ashmonte	28°12'15.24"N	82°29'40.06"W	13.80	$68.17	$940.75
Ashmonte	28°12'14.72"N	82°29'40.09"W	18.40	$68.17	$1,254.33
Ashmonte	28°12'13.97"N	82°29'42.09"W	9.20	$68.17	$627.16
Ashmonte	28°12'13.71"N	82°29'44.15"W	16.10	$68.17	$1,097.54
Ashmonte	28°12'12.26"N	82°29'45.55"W	9.20	$68.17	$627.16
Ashmonte	28°12'11.52"N	82°29'46.82"W	13.80	$68.17	$940.75
Ashmonte	28°12'10.42"N	82°29'48.49"W	23.00	$68.17	$1,567.91
Ashmonte	28°12'09.96"N	82°29'47.70"W	16.10	$68.17	$1,097.54
Ashmonte	28°12'11.20"N	82°29'46.38"W	11.50	$68.17	$783.96
Ashmonte	28°12'12.23"N	82°29'45.22"W	16.10	$68.17	$1,097.54
Ashmonte	28°12'15.47"N	82°29'43.26"W	4.60	$68.17	$313.58
Ashmonte	28°12'17.31"N	82°29'43.28"W	13.80	$68.17	$940.75
Ashmonte	28°12'23.75"N	82°29'41.63"W	11.50	$68.17	$783.96
Ashmonte	28°12'20.29"N	82°29'40.61"W	11.50	$68.17	$783.96
Ashmonte	28°12'24.24"N	82°29'42.26"W	11.50	$68.17	$783.96
Ballastone	28°12'44.26"N	82°29'1.33"W	9.20	$68.17	$627.16
Ballastone	28°12'43.87"N	82°29'1.09"W	11.50	$68.17	$783.96
Ballastone	28°12'41.77"N	82°29'1.22"W	9.20	$69.17	$636.36

OAKSTEAD - RIGHT OF WAY ASSESSMENT

Sidewalk

Summary Sheet

Subdivision	*Latitude*	*Longitude*	*Quantity (SYS)*	*Unit Cost*	*Cost*
Ballastone	28°12'39.79"N	82°29'2.15"W	13.80	$68.17	$940.75
Ballastone	28°12'39.44"N	82°29'1.61"W	9.20	$68.17	$627.16
Ballastone	28°12'40.17"N	82°29'1.22"W	18.40	$68.17	$1,254.33
Ballastone	28°12'41.38"N	82°29'0.89"W	13.80	$68.17	$940.75
Ballastone	28°12'42.35"N	82°28'59.85"W	11.50	$68.17	$783.96
Ballastone	28°12'42.16"N	82°28'59.11"W	13.80	$68.17	$940.75
Ballastone	28°12'41.38"N	82°28'58.09"W	9.20	$68.17	$627.16
Ballastone	28°12'40.61"N	82°28'56.99"W	11.50	$68.17	$783.96
Ballastone	28°12'40.24"N	82°28'56.03"W	16.10	$68.17	$1,097.54
Ballastone	28°12'39.32"N	82°28'53.48"W	4.60	$68.17	$313.58
Ballastone	28°12'38.79"N	82°28'52.71"W	9.20	$68.17	$627.16
Ballastone	28°12'36.43"N	82°28'50.43"W	2.30	$68.17	$156.79
Ballastone	28°12'34.89"N	82°28'51.91"W	16.10	$68.17	$1,097.54
Ballastone	28°12'34.27"N	82°28'51.80"W	4.60	$68.17	$313.58
Ballastone	28°12'36.47"N	82°28'49.88"W	9.20	$68.17	$627.16
Ballastone	28°12'36.77"N	82°28'49.82"W	18.40	$68.17	$1,254.33
Ballastone	28°12'38.29"N	82°28'51.09"W	2.30	$68.17	$156.79
Ballastone	28°12'39.20"N	82°28'52.27"W	9.20	$68.17	$627.16
Ballastone	28°12'39.31"N	82°28'52.87"W	2.30	$68.17	$156.79
Ballastone	28°12'39.94"N	82°28'53.59"W	16.10	$68.17	$1,097.54
Ballastone	28°12'41.39"N	82°28'57.29"W	11.50	$68.17	$783.96
Ballastone	28°12'42.10"N	82°28'58.18"W	11.50	$68.17	$783.96
Ballastone	28°12'42.89"N	82°28'59.08"W	13.80	$68.17	$940.75
Ballastone	28°12'43.64"N	82°29'0.15"W	11.50	$68.17	$783.96
Ballastone	28°12'44.20"N	82°29'0.70"W	9.20	$68.17	$627.16
Ballastone	28°12'48.27"N	82°28'59.05"W	18.40	$68.17	$1,254.33
Ballastone	28°12'45.56"N	82°29'2.48"W	18.40	$68.17	$1,254.33
Ballastone	28°12'45.13"N	82°29'2.60"W	13.80	$68.17	$940.75
Ballastone	28°12'44.36"N	82°29'1.55"W	6.90	$68.17	$470.37
Brenford	28°12'14.53"N	82°29'17.59"W	11.00	$68.17	$749.87
Brenford	28°12'14.75"N	82°29'15.67"W	2.75	$68.17	$187.47
Brenford	28°12'15.64"N	82°29'14.68"W	11.00	$68.17	$749.87
Brenford	28°12'16.08"N	82°29'14.49"W	11.00	$68.17	$749.87
Brenford	28°12'17.87"N	82°29'13.42"W	16.50	$68.17	$1,124.81
Brenford	28°12'20.19"N	82°29'12.16"W	5.50	$68.17	$374.94
Brenford	28°12'20.26"N	82°29'11.93"W	11.00	$68.17	$749.87
Brenford	28°12'20.86"N	82°29'11.58"W	8.25	$68.17	$562.40
Brenford	28°12'21.57"N	82°29'11.72"W	5.50	$68.17	$374.94
Brenford	28°12'21.73"N	82°29'11.91"W	11.00	$68.17	$749.87
Brenford	28°12'21.72"N	82°29'12.54"W	16.50	$68.17	$1,124.81
Brenford	28°12'22.13"N	82°29'12.92"W	8.25	$68.17	$562.40
Brenford	28°12'22.33"N	82°29'13.28"W	16.50	$68.17	$1,124.81
Brenford	28°12'22.89"N	82°29'13.78"W	16.50	$68.17	$1,124.81
Brenford	28°12'24.51"N	82°29'13.06"W	13.75	$68.17	$937.34
Brenford	28°12'25.27"N	82°29'13.17"W	8.25	$69.17	$570.65

OAKSTEAD - RIGHT OF WAY ASSESSMENT

Sidewalk

Summary Sheet

Subdivision	*Latitude*	*Longitude*	*Quantity (SYS)*	*Unit Cost*	*Cost*
Brenford	28°12'25.42"N	82°29'13.25"W	2.75	$68.17	$187.47
Brenford	28°12'25.71"N	82°29'13.42"W	8.25	$68.17	$562.40
Brenford	28°12'26.33"N	82°29'12.16"W	11.00	$68.17	$749.87
Brenford	28°12'27.28"N	82°29'11.41"W	11.00	$68.17	$749.87
Brenford	28°12'28.18"N	82°29'11.96"W	13.75	$68.17	$937.34
Brenford	28°12'29.30"N	82°29'11.60"W	16.50	$68.17	$1,124.81
Brenford	28°12'29.43"N	82°29'12.68"W	11.00	$68.17	$749.87
Brenford	28°12'28.76"N	82°29'14.68"W	16.50	$68.17	$1,124.81
Brenford	28°12'29.52"N	82°29'17.35"W	16.50	$68.17	$1,124.81
Brenford	28°12'30.07"N	82°29'18.28"W	5.50	$68.17	$374.94
Brenford	28°12'30.16"N	82°29'18.80"W	19.25	$68.17	$1,312.27
Brenford	28°12'30.74"N	82°29'19.68"W	13.75	$68.17	$937.34
Brenford	28°12'31.00"N	82°29'20.72"W	11.00	$68.17	$749.87
Brenford	28°12'22.20"N	82°29'14.21"W	16.50	$68.17	$1,124.81
Brenford	28°12'31.57"N	82°29'21.60"W	11.00	$68.17	$749.87
Brenford	28°12'31.72"N	82°29'22.59"W	8.25	$68.17	$562.40
Brenford	28°12'31.70"N	82°29'23.06"W	11.00	$68.17	$749.87
Brenford	28°12'31.87"N	82°29'23.36"W	5.50	$68.17	$374.94
Brenford	28°12'31.39"N	82°29'24.43"W	22.00	$68.17	$1,499.74
Brenford	28°12'30.54"N	82°29'25.61"W	22.00	$68.17	$1,499.74
Brenford	28°12'31.35"N	82°29'21.02"W	16.50	$68.17	$1,124.81
Brenford	28°12'27.86"N	82°29'25.18"W	22.00	$68.17	$1,499.74
Brenford	28°12'27.76"N	82°29'23.55"W	22.00	$68.17	$1,499.74
Brenford	28°12'28.03"N	82°29'23.53"W	5.50	$68.17	$374.94
Brenford	28°12'27.86"N	82°29'20.97"W	11.00	$68.17	$749.87
Brenford	28°12'25.90"N	82°29'14.60"W	11.00	$68.17	$749.87
Brenford	28°12'22.27"N	82°29'14.49"W	13.75	$68.17	$937.34
Brenford	28°12'21.48"N	82°29'15.17"W	8.25	$68.17	$562.40
Brenford	28°12'21.27"N	82°29'15.34"W	11.00	$68.17	$749.87
Brenford	28°12'19.91"N	82°29'16.16"W	11.00	$68.17	$749.87
Brenford	28°12'19.52"N	82°29'16.16"W	11.00	$68.17	$749.87
Brenford	28°12'19.06"N	82°29'16.49"W	11.00	$68.17	$749.87
Brenford	28°12'18.74"N	82°29'13.42"W	16.50	$68.17	$1,124.81
Brenford	28°12'21.52"N	82°29'14.82"W	5.50	$68.17	$374.94
Brenford	28°12'21.17"N	82°29'14.79"W	16.50	$68.17	$1,124.81
Brenford	28°12'20.66"N	82°29'15.15"W	8.25	$68.17	$562.40
Brenford	28°12'20.19"N	82°29'15.45"W	13.75	$68.17	$937.34
Brenford	28°12'19.65"N	82°29'15.92"W	8.25	$68.17	$562.40
Brenford	28°12'18.98"N	82°29'16.22"W	2.75	$68.17	$187.47
Brenford	28°12'24.54"N	82°29'13.53"W	11.00	$68.17	$749.87
Brenford	28°12'25.74"N	82°29'13.86"W	5.50	$68.17	$374.94
Brenford	28°12'26.80"N	82°29'12.37"W	11.00	$68.17	$749.87
Brenford	28°12'29.09"N	82°29'12.84"W	8.25	$68.17	$562.40
Brenford	28°12'29.16"N	82°29'17.29"W	16.50	$68.17	$1,124.81
Brenford	28°12'30.70"N	82°29'20.70"W	13.75	$69.17	$951.09

OAKSTEAD - RIGHT OF WAY ASSESSMENT

Sidewalk

Summary Sheet

Subdivision	*Latitude*	*Longitude*	*Quantity (SYS)*	*Unit Cost*	*Cost*
Brenford	28°12'31.03"N	82°29'22.01"W	5.50	$68.17	$374.94
Brenford	28°12'31.42"N	82°29'23.88"W	13.75	$68.17	$937.34
Brenford	28°12'31.54"N	82°29'26.19"W	11.00	$68.17	$749.87
Brenford	28°12'28.83"N	82°29'25.50"W	13.75	$68.17	$937.34
Brenford	28°12'28.54"N	82°29'24.21"W	19.25	$68.17	$1,312.27
Brenford	28°12'27.90"N	82°29'23.53"W	8.25	$68.17	$562.40
Brenford	28°12'28.97"N	82°29'22.98"W	22.00	$68.17	$1,499.74
Brenford	28°12'29.07"N	82°29'18.53"W	8.25	$68.17	$562.40
Brenford	28°12'27.06"N	82°29'17.29"W	8.25	$68.17	$562.40
Brenford	28°12'26.73"N	82°29'16.77"W	5.50	$68.17	$374.94
Brenford	28°12'15.05"N	82°29'14.74"W	2.75	$68.17	$187.47
Brenford	28°12'16.39"N	82°29'26.11"W	16.50	$68.17	$1,124.81
Hillington	28°12'45.19"N	82°29'30.47"W	7.40	$68.17	$504.46
Hillington	28°12'44.29"N	82°29'28.85"W	11.10	$68.17	$756.69
Hillington	28°12'42.47"N	82°29'29.57"W	11.10	$68.17	$756.69
Hillington	28°12'42.48"N	82°29'29.73"W	3.70	$68.17	$252.23
Hillington	28°12'40.81"N	82°29'29.71"W	7.40	$68.17	$504.46
Hillington	28°12'40.81"N	82°29'29.71"W	11.10	$68.17	$756.69
Hillington	28°12'43.35"N	82°29'26.19"W	11.10	$68.17	$756.69
Hillington	28°12'42.48"N	82°29'25.97"W	9.25	$68.17	$630.57
Hillington	28°12'41.57"N	82°29'25.26"W	11.10	$68.17	$756.69
Hillington	28°12'40.67"N	82°29'25.53"W	7.40	$68.17	$504.46
Hillington	28°12'46.65"N	82°29'30.67"W	7.40	$68.17	$504.46
Hillington	28°12'48.43"N	82°29'31.24"W	7.40	$68.17	$504.46
Hillington	28°12'49.73"N	82°29'31.08"W	7.40	$68.17	$504.46
Hillington	28°12'52.26"N	82°29'31.02"W	9.25	$68.17	$630.57
Hillington	28°12'51.87"N	82°29'31.00"W	9.25	$68.17	$630.57
Hillington	28°12'52.79"N	82°29'30.94"W	7.40	$68.17	$504.46
Hillington	28°12'54.69"N	82°29'31.22"W	5.55	$68.17	$378.34
Hillington	28°12'55.10"N	82°29'33.14"W	7.40	$68.17	$504.46
Hillington	28°12'55.20"N	82°29'34.87"W	9.25	$68.17	$630.57
Hillington	28°12'53.31"N	82°29'39.79"W	9.25	$68.17	$630.57
Hillington	28°12'52.17"N	82°29'38.52"W	11.10	$68.17	$756.69
Hillington	28°12'52.08"N	82°29'38.19"W	5.55	$68.17	$378.34
Hillington	28°12'51.82"N	82°29'38.11"W	5.55	$68.17	$378.34
Hillington	28°12'51.05"N	82°29'37.29"W	7.40	$68.17	$504.46
Hillington	28°12'51.02"N	82°29'37.09"W	7.40	$68.17	$504.46
Hillington	28°12'50.42"N	82°29'36.63"W	7.40	$68.17	$504.46
Hillington	28°12'49.76"N	82°29'35.67"W	11.10	$68.17	$756.69
Hillington	28°12'47.72"N	82°29'35.61"W	11.10	$68.17	$756.69
Hillington	28°12'47.14"N	82°29'36.65"W	3.70	$68.17	$252.23
Hillington	28°12'47.76"N	82°29'37.26"W	7.40	$68.17	$504.46
Hillington	28°12'48.73"N	82°29'38.49"W	7.40	$68.17	$504.46
Hillington	28°12'49.32"N	82°29'39.10"W	7.40	$68.17	$504.46
Hillington	28°12'50.60"N	82°29'40.61"W	11.10	$69.17	$767.79

OAKSTEAD - RIGHT OF WAY ASSESSMENT

Sidewalk

Summary Sheet

Subdivision	*Latitude*	*Longitude*	*Quantity (SYS)*	*Unit Cost*	*Cost*
Hillington	28°12'51.17"N	82°29'41.13"W	18.50	$68.17	$1,261.15
Hillington	28°12'20.60"N	82°29'25.56"W	5.55	$68.17	$378.34
Hillington	28°12'40.99"N	82°29'26.02"W	9.25	$68.17	$630.57
Hillington	28°12'41.17"N	82°29'26.13"W	9.25	$68.17	$630.57
Hillington	28°12'42.09"N	82°29'26.05"W	7.40	$68.17	$504.46
Hillington	28°12'42.76"N	82°29'26.52"W	7.40	$68.17	$504.46
Hillington	28°12'43.26"N	82°29'26.71"W	7.40	$68.17	$504.46
Hillington	28°12'43.75"N	82°29'27.56"W	5.55	$68.17	$378.34
Hillington	28°12'43.92"N	82°29'28.19"W	11.10	$68.17	$756.69
Hillington	28°12'43.03"N	82°29'29.13"W	9.25	$68.17	$630.57
Hillington	28°12'41.74"N	82°29'29.38"W	9.25	$68.17	$630.57
Hillington	28°12'41.32"N	82°29'28.99"W	5.55	$68.17	$378.34
Hillington	28°12'40.84"N	82°29'29.13"W	9.25	$68.17	$630.57
Hillington	28°12'44.20"N	82°29'29.57"W	11.10	$68.17	$756.69
Hillington	28°12'44.61"N	82°29'30.01"W	9.25	$68.17	$630.57
Hillington	28°12'46.27"N	82°29'31.19"W	11.10	$68.17	$756.69
Hillington	28°12'47.53"N	82°29'31.46"W	7.40	$68.17	$504.46
Hillington	28°12'47.99"N	82°29'31.71"W	7.40	$68.17	$504.46
Hillington	28°12'48.38"N	82°29'31.77"W	3.70	$68.17	$252.23
Hillington	28°12'49.74"N	82°29'31.82"W	7.40	$68.17	$504.46
Hillington	28°12'51.50"N	82°29'31.19"W	3.70	$68.17	$252.23
Hillington	28°12'51.74"N	82°29'31.33"W	3.70	$68.17	$252.23
Hillington	28°12'51.94"N	82°29'31.44"W	11.10	$68.17	$504.46
Hillington	28°12'52.89"N	82°29'31.44"W	9.25	$68.17	$252.23
Hillington	28°12'53.38"N	82°29'31.60"W	14.80	$68.17	$252.23
Hillington	28°12'54.53"N	82°29'31.49"W	11.10	$68.17	$756.69
Hillington	28°12'54.74"N	82°29'32.89"W	7.40	$68.17	$630.57
Hillington	28°12'54.78"N	82°29'34.07"W	9.25	$68.17	$1,008.92
Hillington	28°12'54.97"N	82°29'35.01"W	7.40	$68.17	$756.69
Hillington	28°12'54.89"N	82°29'36.76"W	1.85	$68.17	$504.46
Hillington	28°12'52.14"N	82°29'37.73"W	7.40	$68.17	$630.57
Hillington	28°12'50.14"N	82°29'35.61"W	9.25	$68.17	$504.46
Hillington	28°12'49.54"N	82°29'35.01"W	9.25	$68.17	$126.11
Hillington	28°12'48.29"N	82°29'34.29"W	3.70	$68.17	$504.46
Hillington	28°12'47.58"N	82°29'37.70"W	9.25	$68.17	$630.57
Hillington	28°12'48.89"N	82°29'39.02"W	9.25	$68.17	$630.57
Hillington	28°12'49.97"N	82°29'40.20"W	7.40	$68.17	$252.23
Hillington	28°12'50.61"N	82°29'40.99"W	7.40	$68.17	$630.57
Hillington	28°12'51.20"N	82°29'41.63"W	11.10	$68.17	$630.57
Hillington	28°12'50.16"N	82°29'31.46"W	3.70	$68.17	$504.46
Hillington	28°12'53.68"N	82°29'39.02"W	7.40	$68.17	$504.46
Hillington	28°13'46.78"N	82°29'34.18"W	7.40	$68.17	$756.69
Hillington	28°13'46.31"N	82°29'34.13"W	5.55	$68.17	$252.23
Hillington	28°13'45.80"N	82°29'34.07"W	9.25	$68.17	$504.46
Hillington	28°12'46.07"N	82°29'33.66"W	7.40	$69.17	$511.86

OAKSTEAD - RIGHT OF WAY ASSESSMENT

Sidewalk

Summary Sheet

Subdivision	*Latitude*	*Longitude*	*Quantity (SYS)*	*Unit Cost*	*Cost*
Hillington	28°12'45.02"N	82°29'33.77"W	7.40	$68.17	$504.46
Hillington	28°12'44.44"N	82°29'33.19"W	11.10	$68.17	$756.69
Hillington	28°12'43.63"N	82°29'32.26"W	3.70	$68.17	$252.23
Keswick	28°12'12.73"N	82°29'29.87"W	9.20	$68.17	$627.16
Keswick	28°12'14.39"N	82°29'27.78"W	11.50	$68.17	$783.96
Keswick	28°12'14.51"N	82°29'27.48"W	11.50	$68.17	$783.96
Keswick	28°12'14.71"N	82°29'26.60"W	16.10	$68.17	$1,097.54
Keswick	28°12'14.96"N	82°29'24.07"W	11.50	$68.17	$783.96
Keswick	28°12'15.07"N	82°29'23.33"W	11.50	$68.17	$783.96
Keswick	28°12'15.97"N	82°29'23.28"W	16.10	$68.17	$1,097.54
Keswick	28°12'17.06"N	82°29'23.30"W	25.30	$68.17	$1,724.70
Keswick	28°12'17.06"N	82°29'23.30"W	6.90	$68.17	$470.37
Keswick	28°12'18.05"N	82°29'24.13"W	13.80	$68.17	$940.75
Keswick	28°12'17.96"N	82°29'24.68"W	9.20	$68.17	$627.16
Keswick	28°12'17.94"N	82°29'28.63"W	13.80	$68.17	$940.75
Keswick	28°12'17.96"N	82°29'29.24"W	9.20	$68.17	$627.16
Keswick	28°12'17.99"N	82°29'31.05"W	9.20	$68.17	$627.16
Keswick	28°12'18.80"N	82°29'32.48"W	18.40	$68.17	$1,254.33
Keswick	28°12'20.03"N	82°29'32.72"W	11.50	$68.17	$783.96
Keswick	28°12'20.37"N	82°29'32.48"W	11.50	$68.17	$783.96
Keswick	28°12'20.95"N	82°29'30.67"W	20.70	$68.17	$1,411.12
Keswick	28°12'20.80"N	82°29'28.33"W	2.30	$68.17	$156.79
Keswick	28°12'21.36"N	82°29'28.99"W	18.40	$68.17	$1,254.33
Keswick	28°12'21.14"N	82°29'30.09"W	11.50	$68.17	$783.96
Keswick	28°12'21.20"N	82°29'30.61"W	13.80	$68.17	$940.75
Keswick	28°12'21.17"N	82°29'31.46"W	9.20	$68.17	$627.16
Keswick	28°12'21.74"N	82°29'32.48"W	16.10	$68.17	$1,097.54
Keswick	28°12'22.84"N	82°29'33.00"W	9.20	$68.17	$627.16
Keswick	28°12'22.31"N	82°29'33.85"W	9.20	$68.17	$627.16
Keswick	28°12'21.07"N	82°29'32.81"W	9.20	$68.17	$627.16
Keswick	28°12'20.74"N	82°29'32.98"W	13.80	$68.17	$940.75
Keswick	28°12'19.78"N	82°29'33.00"W	11.50	$68.17	$783.96
Keswick	28°12'19.24"N	82°29'32.98"W	9.20	$68.17	$627.16
Keswick	28°12'18.47"N	82°29'32.95"W	9.20	$68.17	$627.16
Keswick	28°12'17.59"N	82°29'32.81"W	11.50	$68.17	$783.96
Keswick	28°12'16.75"N	82°29'32.98"W	9.20	$68.17	$627.16
Keswick	28°12'73"N	82°29'32.56"W	9.20	$68.17	$627.16
Keswick	28°12'12.21"N	82°29'30.67"W	13.80	$68.17	$940.75
Keswick	28°12'13.52"N	82°29'29.68"W	11.50	$68.17	$783.96
Keswick	28°12'15.06"N	82°29'29.84"W	6.90	$68.17	$470.37
Keswick	28°12'15.20"N	82°29'29.35"W	9.20	$68.17	$627.16
Keswick	28°12'14.99"N	82°29'28.99"W	13.80	$68.17	$940.75
Keswick	28°12'14.57"N	82°29'28.33"W	13.80	$68.17	$940.75
Keswick	28°12'14.74"N	82°29'28.03"W	13.80	$68.17	$940.75
Keswick	28°12'15.01"N	82°29'26.47"W	11.50	$69.17	$795.46

OAKSTEAD - RIGHT OF WAY ASSESSMENT

Sidewalk

Summary Sheet

Subdivision	*Latitude*	*Longitude*	*Quantity (SYS)*	*Unit Cost*	*Cost*
Keswick	28°12'15.18"N	82°29'24.92"W	4.60	$68.17	$313.58
Keswick	28°12'15.10"N	82°29'24.54"W	13.80	$68.17	$940.75
Keswick	28°12'15.67"N	82°29'23.50"W	9.20	$68.17	$627.16
Keswick	28°12'17.53"N	82°29'24.10"W	16.10	$68.17	$1,097.54
Keswick	28°12'17.52"N	82°29'25.81"W	9.20	$68.17	$627.16
Keswick	28°12'17.47"N	82°29'26.35"W	9.20	$68.17	$627.16
Keswick	28°12'17.66"N	82°29'27.29"W	23.00	$68.17	$1,567.91
Keswick	28°12'17.72"N	82°29'28.03"W	13.80	$68.17	$940.75
Keswick	28°12'17.74"N	82°29'29.13"W	9.20	$68.17	$627.16
Keswick	28°12'17.57"N	82°29'30.01"W	11.50	$68.17	$783.96
Keswick	28°12'17.56"N	82°29'31.16"W	20.70	$68.17	$1,411.12
Keswick	28°12'16.53"N	82°29'32.45"W	16.10	$68.17	$1,097.54
Keswick	28°12'15.71"N	82°29'32.51"W	11.50	$68.17	$783.96
Keswick	28°12'14.73"N	82°29'32.45"W	9.20	$68.17	$627.16
Keswick	28°12'12.41"N	82°29'31.93"W	9.20	$68.17	$627.16
Keswick	28°12'12.92"N	82°29'30.31"W	9.20	$68.17	$627.16
Keswick	28°12'13.16"N	82°29'30.17"W	9.20	$68.17	$627.16
Marchmont	28°13'10.03"N	82°29'45.64"W	11.00	$68.17	$749.87
Marchmont	28°13'2.99"N	82°29'48.08"W	8.25	$68.17	$562.40
Marchmont	28°13'2.45"N	82°29'43.82"W	13.75	$68.17	$937.34
Marchmont	28°13'2.09"N	82°29'43.88"W	8.25	$68.17	$562.40
Marchmont	28°13'0.08"N	82°29'43.41"W	11.00	$68.17	$749.87
Marchmont	28°13'02.43"N	82°29'43.44"W	16.50	$68.17	$1,124.81
Marchmont	28°13'03.92"N	82°29'43.82"W	16.50	$68.17	$1,124.81
Marchmont	28°13'08.85"N	82°29'44.87"W	11.00	$68.17	$749.87
Marchmont	28°13'10.73"N	82°29'43.30"W	11.00	$68.17	$749.87
Marchmont	28°13'10.71"N	82°29'42.56"W	19.25	$68.17	$1,312.27
Marchmont	28°13'10.47"N	82°29'46.60"W	13.75	$68.17	$937.34
Marchmont	28°13'10.52"N	82°29'47.23"W	11.00	$68.17	$749.87
Marchmont	28°13'10.45"N	82°29'50.00"W	11.00	$68.17	$749.87
Marchmont	28°13'10.25"N	82°29'50.63"W	16.50	$68.17	$1,124.81
Marchmont	28°13'10.57"N	82°29'50.72"W	19.25	$68.17	$1,312.27
Marchmont	28°13'12.33"N	82°29'45.44"W	19.25	$68.17	$1,312.27
Marchmont	28°13'13.47"N	82°29'45.66"W	11.00	$68.17	$749.87
Marchmont	28°13'14.58"N	82°29'45.31"W	16.50	$68.17	$1,124.81
Marchmont	28°13'15.36"N	82°29'45.72"W	16.50	$68.17	$1,124.81
Marchmont	28°13'16.74"N	82°29'45.33"W	13.75	$68.17	$937.34
Marchmont	28°13'20.82"N	82°29'45.42"W	11.00	$68.17	$749.87
Marchmont	28°13'21.30"N	82°29'45.53"W	13.75	$68.17	$937.34
Marchmont	28°13'22.77"N	82°29'45.75"W	16.50	$68.17	$1,124.81
Marchmont	28°13'23.79"N	82°29'45.72"W	11.00	$68.17	$749.87
Marchmont	28°13'24.51"N	82°29'45.88"W	13.75	$68.17	$937.34
Marchmont	28°13'24.86"N	82°29'45.96"W	16.50	$68.17	$1,124.81
Marchmont	28°13'25.73"N	82°29'42.56"W	13.75	$68.17	$937.34
Marchmont	28°13'24.52"N	82°29'42.72"W	8.25	$69.17	$570.65

OAKSTEAD - RIGHT OF WAY ASSESSMENT

Sidewalk

Summary Sheet

Subdivision	*Latitude*	*Longitude*	*Quantity (SYS)*	*Unit Cost*	*Cost*
Marchmont	28°13'23.27"N	82°29'42.75"W	8.25	$68.17	$562.40
Marchmont	28°13'22.48"N	82°29'42.59"W	11.00	$68.17	$749.87
Marchmont	28°13'21.30"N	82°29'42.56"W	13.75	$68.17	$937.34
Marchmont	28°13'20.37"N	82°29'42.50"W	8.25	$68.17	$562.40
Marchmont	28°13'17.37"N	82°29'42.70"W	11.00	$68.17	$749.87
Marchmont	28°13'18.42"N	82°29'41.68"W	16.50	$68.17	$1,124.81
Marchmont	28°13'19.59"N	82°29'39.81"W	8.25	$68.17	$562.40
Marchmont	28°13'19.89"N	82°29'39.98"W	19.25	$68.17	$1,312.27
Marchmont	28°13'24.73"N	82°29'40.25"W	11.00	$68.17	$749.87
Marchmont	28°13'0.63"N	82°29'43.19"W	16.50	$68.17	$1,124.81
Marchmont	28°13'03.06"N	82°29'43.27"W	13.75	$68.17	$937.34
Marchmont	28°13'6.67"N	82°29'44.40"W	11.00	$68.17	$749.87
Marchmont	28°13'8.81"N	82°29'44.89"W	16.50	$68.17	$1,124.81
Marchmont	28°13'10.75"N	82°29'48.6"W	33.00	$68.17	$2,249.61
Marchmont	28°13'10.73"N	82°29'50.99"W	16.50	$68.17	$1,124.81
Marchmont	28°13'11.01"N	82°29' 50.94"W	11.00	$68.17	$749.87
Marchmont	28°13'10.71"N	82°29'49.34"W	13.75	$68.17	$937.34
Marchmont	28°13'10.93"N	82°29'47.83"W	16.50	$68.17	$1,124.81
Marchmont	28°13'10.75"N	82°29'46.76"W	11.00	$68.17	$749.87
Marchmont	28°13'10.32"N	82°29'50.74"W	19.25	$68.17	$1,312.27
Marchmont	28°13'10.47"N	82°29'49.97"W	8.25	$68.17	$562.40
Marchmont	28°13'10.49"N	82°29'46.60"W	13.75	$68.17	$937.34
Marchmont	28°13'10.52"N	82°29'47.42"W	11.00	$68.17	$749.87
Marchmont	28°13'10.71"N	82°29'43.30"W	27.50	$68.17	$1,874.68
Marchmont	28°13'10.86"N	82°29'42.94"W	22.00	$68.17	$1,499.74
Marchmont	28°13'11.28"N	82°29'41.16"W	19.25	$68.17	$1,312.27
Marchmont	28°13'11.40"N	82°29'39.04"W	11.00	$68.17	$749.87
Marchmont	28°13'12.41"N	82°29'45.09"W	11.00	$68.17	$749.87
Marchmont	28°13'12.33"N	82°29'45.44"W	19.25	$68.17	$1,312.27
Marchmont	28°13'12.70"N	82°29'45.66"W	19.25	$68.17	$1,312.27
Marchmont	28°13'13.71"N	82°29'45.44"W	16.50	$68.17	$1,124.81
Marchmont	28°13'16.06"N	82°29'43.71"W	19.25	$68.17	$1,312.27
Marchmont	28°13'15.90"N	82°29'43.36"W	11.00	$68.17	$749.87
Marchmont	28°13'15.86"N	82°29'42.97"W	8.25	$68.17	$562.40
Marchmont	28°13'16.43"N	82°29'42.28"W	11.00	$68.17	$749.87
Marchmont	28°13'18.52"N	82°29'42.17"W	11.00	$68.17	$749.87
Marchmont	28°13'18.52"N	82°29'42.17"W	11.00	$68.17	$749.87
Marchmont	28°13'18.60"N	82°29'40.53"W	13.75	$68.17	$937.34
Marchmont	28°13'19.15"N	82°29'39.35"W	22.00	$68.17	$1,499.74
Marchmont	28°13'19.63"N	82°29'39.65W	27.50	$68.17	$1,874.68
Marchmont	28°13'20.37"N	82°29'39.73"W	13.75	$68.17	$937.34
Marchmont	28°13'20.68"N	82°29'39.65"W	11.00	$68.17	$749.87
Marchmont	28°13'21.88"N	82°29'39.70"W	11.00	$68.17	$749.87
Marchmont	28°13'22.43"N	82°29'39.79"W	13.75	$68.17	$937.34
Marchmont	28°13'23.15"N	82°29'39.65"W	13.75	$69.17	$951.09

OAKSTEAD - RIGHT OF WAY ASSESSMENT

Sidewalk

Summary Sheet

Subdivision	*Latitude*	*Longitude*	*Quantity (SYS)*	*Unit Cost*	*Cost*
Marchmont	28°13'25.85"N	82°29'40.03"W	22.00	$68.17	$1,499.74
Marchmont	28°13'26.16"N	82°29'40.31"W	11.00	$68.17	$749.87
Marchmont	28°13'26.25"N	82°29'41.41"W	11.00	$68.17	$749.87
Marchmont	28°13'26.06"N	82°29'43.16"W	16.50	$68.17	$1,124.81
Marchmont	28°13'26.25"N	82°29'41.41"W	11.00	$68.17	$749.87
Marchmont	28°13'25.50"N	82°29'43.16"W	13.75	$68.17	$937.34
Marchmont	28°13'25.60"N	82°29'43.27"W	11.00	$68.17	$749.87
Marchmont	28°13'23.38"N	82°29'43.00"W	22.00	$68.17	$1,499.74
Marchmont	28°13'22.59"N	82°29'42.97"W	19.25	$68.17	$1,312.27
Marchmont	28°13'22.14"N	82°29'42.94"W	16.50	$68.17	$1,124.81
Marchmont	28°13'21.13"N	82°29'43.50"W	16.50	$68.17	$1,124.81
Marchmont	28°13'20.81"N	82°29'43.05"W	22.00	$68.17	$1,499.74
Marchmont	28°13'20.33"N	82°29'42.97"W	16.50	$68.17	$1,124.81
Marchmont	28°13'19.79"N	82°29'42.97"W	22.00	$68.17	$1,499.74
Marchmont	28°13'19.43"N	82°29'42.81"W	11.00	$68.17	$749.87
Marchmont	28°13'18.90"N	82°29'42.89"W	16.50	$68.17	$1,124.81
Marchmont	28°13'25.47"N	82°29'46.79"W	13.75	$68.17	$937.34
Marchmont	28°13'22.34"N	82°29'46.16"W	13.75	$68.17	$937.34
Marchmont	28°13'21.48"N	82°29'46.13"W	11.00	$68.17	$749.87
Marchmont	28°13'20.19"N	82°29'46.05"W	11.00	$68.17	$749.87
Marchmont	28°13'19.04"N	82°29'45.86"W	19.25	$68.17	$1,312.27
Marchmont	28°13'18.25"N	82°29'45.77"W	11.00	$68.17	$749.87
Marchmont	28°13'17.67"N	82°29'45.94"W	11.00	$68.17	$749.87
Marchmont	28°13'16.40"N	82°29'45.83"W	24.75	$68.17	$1,687.21
Strathmore	28°12'05.09°N	82°29'18.47°W	13.80	$68.17	$940.75
Strathmore	28°12'04.77°N	82°29'17.84°W	11.50	$68.17	$783.96
Strathmore	28°12'05.01°N	82°29'16.88°W	16.10	$68.17	$1,097.54
Strathmore	28°12'08.49°N	82°29'18.31°W	6.90	$68.17	$470.37
Strathmore	28°12'07.96°N	82°29'16.96°W	16.10	$68.17	$1,097.54
Strathmore	28°12'08.23°N	82°29'12.84°W	11.50	$68.17	$783.96
Strathmore	28°12'13.96°N	82°29'11.14°W	9.20	$68.17	$627.16
Strathmore	28°12'15.05°N	82°29'09.02°W	11.50	$68.17	$783.96
Strathmore	28°12'16.40°N	82°29'04.52°W	4.60	$68.17	$313.58
Strathmore	28°12'20.53°N	82°29'02.32°W	9.20	$68.17	$627.16
Strathmore	28°12'22.65°N	82°29'03.45°W	16.10	$68.17	$1,097.54
Strathmore	28°12'20.29"N	82°29'05.26"W	13.80	$68.17	$940.75
Strathmore	28°12'17.78"N	82°29'04.93"W	13.80	$68.17	$940.75
Strathmore	28°12'09.58"N	82°29'11.74"W	13.80	$68.17	$940.75
Strathmore	28°12'08.42"N	82°29'15.23"W	11.50	$68.17	$783.96
Strathmore	28°12'06.70"N	82°29'18.39"W	9.20	$68.17	$627.16
Strathmore	28°12'12.24"N	82°29'11.36"W	2.30	$68.17	$156.79
Strathmore	28°12'10.12"N	82°29'18.86"W	9.20	$68.17	$627.16
Strathmore	28°12'9.55"N	82°29'18.39"W	13.80	$68.17	$940.75
Strathmore	28°12'9.26"N	82°29'18.41"W	11.50	$68.17	$783.96
Strathmore	28°12'11.22"N	82°29'12.32"W	2.30	$69.17	$159.09

OAKSTEAD - RIGHT OF WAY ASSESSMENT

Sidewalk

Summary Sheet

Subdivision	*Latitude*	*Longitude*	*Quantity (SYS)*	*Unit Cost*	*Cost*
Strathmore	28°12'11.22"N	82°29'12.32"W	13.80	$68.17	$940.75
Strathmore	28°12'11.47"N	82°29'13.75"W	11.50	$68.17	$783.96
Strathmore	28°12'11.19"N	82°29'17.29"W	16.10	$68.17	$1,097.54
Strathmore	28°12'11.32"N	82°29'17.05"W	11.50	$68.17	$783.96
Strathmore	28°12'10.60"N	82°29'18.74"W	13.80	$68.17	$940.75
Strathmore	28°12'10.98"N	82°29'18.77"W	13.80	$68.17	$940.75
Tanglewyld	28°12'06.01"N	82°29'48.49"W	9.20	$68.17	$627.16
Tanglewyld	28°12'00.77"N	82°29'45.94"W	9.20	$68.17	$627.16
Tanglewyld	28°11'59.45"N	82°29'49.62"W	9.20	$68.17	$627.16
Tanglewyld	28°11'58.55"N	82°29'46.87"W	6.90	$68.17	$470.37
Tanglewyld	28°11'54.77"N	82°29'47.88"W	11.50	$68.17	$783.96
Tanglewyld	28°11'51.76"N	82°29'45.74"W	11.50	$68.17	$783.96
Tanglewyld	28°11'54.22"N	82°29'44.51"W	9.20	$68.17	$627.16
Tanglewyld	28°11'56.38"N	82°29'43.06"W	9.20	$68.17	$627.16
Tanglewyld	28°11'55.64"N	82°29'43.66"W	9.20	$68.17	$627.16
Tanglewyld	28°11'55.88"N	82°29'43.44"W	6.90	$68.17	$470.37
Tanglewyld	28°11'57.72"N	82°29'43.64"W	9.20	$68.17	$627.16
Tanglewyld	28°11'56.63"N	82°29'43.84"W	9.20	$68.17	$627.16
Weymouth	28° 12'40.60"N	82°29'37.20"W	9.20	$68.17	$627.16
Weymouth	28°12'40.45"N	82°29'37.64"W	11.50	$68.17	$783.96
Weymouth	28°12'39.14"N	82°29'38.41"W	6.90	$68.17	$470.37
Weymouth	28°12'39.18"N	82°29'41.43"W	2.30	$68.17	$156.79
Weymouth	28°12'39.04"N	82°29'42.56"W	4.60	$68.17	$313.58
Weymouth	28°12'39.01"N	82°29'44.48"W	4.60	$68.17	$313.58
Weymouth	28°12'38.96"N	82°29'45.31"W	9.20	$68.17	$627.16
Weymouth	28°12'37.86"N	82°29'38.25"W	11.50	$68.17	$783.96
Weymouth	28°12'36.33"N	82°29'39.90"W	9.20	$68.17	$627.16
Weymouth	28°12'36.27"N	82°29'40.75"W	11.50	$68.17	$783.96
Weymouth	28°12'36.51"N	82°29'42.20"W	6.90	$68.17	$470.37
Weymouth	28°12'36.37"N	82°29'42.70"W	9.20	$68.17	$627.16
Weymouth	28°12'36.41"N	82°29'43.00"W	18.40	$68.17	$1,254.33
Weymouth	28°12'36.44"N	82°29'47.28"W	9.20	$68.17	$627.16
Weymouth	28°12'36.35"N	82°29'48.57"W	16.10	$68.17	$1,097.54
Weymouth	28°12'36.36"N	82°29'49.34"W	13.80	$68.17	$940.75
Weymouth	28°12'34.11"N	82°29'49.51"W	9.20	$68.17	$627.16
Weymouth	28°12'34.05"N	82°29'48.44"W	9.20	$68.17	$627.16
Weymouth	28°12'34.12"N	82°29'46.35"W	9.20	$68.17	$627.16
Weymouth	28°12'34.05"N	82°29'45.06"W	18.40	$68.17	$1,254.33
Weymouth	28°12'34.08"N	82°29'43.44"W	9.20	$68.17	$627.16
Weymouth	28°12'34.14"N	82°29'42.97"W	11.50	$68.17	$783.96
Weymouth	28°12'33.95"N	82°29'40.20"W	6.90	$68.17	$470.37
Weymouth	28°12'32.31"N	82°29'39.29"W	6.90	$68.17	$470.37
Weymouth	28°12'31.86"N	82°29'39.70"W	18.40	$68.17	$1,254.33
Weymouth	28°12'30.93"N	82°29'41.82"W	13.80	$68.17	$940.75
Weymouth	28°12'31.15"N	82°29'42.97"W	16.10	$69.17	$1,113.64

OAKSTEAD - RIGHT OF WAY ASSESSMENT

Sidewalk

Summary Sheet

Subdivision	*Latitude*	*Longitude*	*Quantity (SYS)*	*Unit Cost*	*Cost*
Weymouth	28°12'30.99"N	82°29'43.71"W	13.80	$68.17	$940.75
Weymouth	28°12'34.04"N	82°29'39.04"W	9.20	$68.17	$627.16
Weymouth	28°12'34.27"N	82°29'38.66"W	11.50	$68.17	$783.96
Weymouth	28°12'34.65"N	82°29'38.96"W	9.20	$68.17	$627.16
Weymouth	28°12'35.82"N	82°29'38.55"W	6.90	$68.17	$470.37
Weymouth	28°12'36.10"N	82°29'38.52"W	6.90	$68.17	$470.37
Weymouth	28°12'41.04"N	82°29'36.49"W	9.20	$68.17	$627.16
Weymouth	28°12'40.25"N	82°29'37.12"W	9.20	$68.17	$627.16
Weymouth	28°12'39.38"N	82°29'37.81"W	6.90	$68.17	$470.37
Weymouth	28°12'39.31"N	82°29'39.57"W	9.20	$68.17	$627.16
Weymouth	28°12'39.38"N	82°29'38.49"W	9.20	$68.17	$627.16
Weymouth	28°12'39.46"N	82°29'41.16"W	18.40	$68.17	$1,254.33
Weymouth	28°12'39.26"N	82°29'43.27"W	9.20	$68.17	$627.16
Weymouth	28°12'39.90"N	82°29'45.47"W	11.50	$68.17	$783.96
Weymouth	28°12'39.40"N	82°29'44.84"W	9.20	$68.17	$627.16
Weymouth	28°12'38.43"N	82°29'38.16"W	16.10	$68.17	$1,097.54
Weymouth	28°12'37.80"N	82°29'38.30"W	13.80	$68.17	$940.75
Weymouth	28°12'37.51"N	82°29'38.63"W	4.60	$68.17	$313.58
Weymouth	28°12'37.62"N	82°29'38.33"W	18.40	$68.17	$1,254.33
Weymouth	28°12'36.69"N	82°29'39.07"W	6.90	$68.17	$470.37
Weymouth	28°12'36.71"N	82°29'39.40"W	4.60	$68.17	$313.58
Weymouth	28°12'36.64"N	82°29'40.66"W	6.90	$68.17	$470.37
Weymouth	28°12'36.68"N	82°29'42.26"W	6.90	$68.17	$470.37
Weymouth	28°12'36.55"N	82°29'43.00"W	4.60	$68.17	$313.58
Weymouth	28°12'36.66"N	82°29'44.87"W	4.60	$68.17	$313.58
Weymouth	28°12'36.58"N	82°29'46.46"W	6.90	$68.17	$470.37
Weymouth	28°12'36.77"N	82°29'45.96"W	4.60	$68.17	$313.58
Weymouth	28°12'36.72"N	82°29'46.87"W	6.90	$68.17	$470.37
Weymouth	28°12'36.79"N	82°29'48.38"W	6.90	$68.17	$470.37
Weymouth	28°12'36.70"N	82°29'48.90"W	11.50	$68.17	$783.96
Weymouth	28°12'36.86"N	82°29'46.65"W	11.50	$68.17	$783.96
Weymouth	28°12'36.59"N	82°29'50.08"W	4.60	$68.17	$313.58
Weymouth	28°12'36.33"N	82°29'50.06"W	4.60	$68.17	$313.58
Weymouth	28°12'35.99"N	82°29'50.30"W	4.60	$68.17	$313.58
Weymouth	28°12'29.00"N	82°29'50.06"W	11.50	$68.17	$783.96
Weymouth	28°12'35.00"N	82°29'50.82"W	9.20	$68.17	$627.16
Weymouth	28°12'34.64"N	82°29'50.25"W	11.50	$68.17	$783.96
Weymouth	28°12'33.88"N	82°29'50.11"W	4.60	$68.17	$313.58
Weymouth	28°12'33.88"N	82°29'50.11"W	6.90	$68.17	$470.37
Weymouth	28°12'33.58"N	82°29'49.12"W	6.90	$68.17	$470.37
Weymouth	28°12'33.81"N	82°29'47.94"W	11.50	$68.17	$783.96
Weymouth	28°12'33.81"N	82°29'47.94"W	6.90	$68.17	$470.37
Weymouth	28°12'33.75"N	82°29'41.43"W	6.90	$68.17	$470.37
Weymouth	28°12'33.61"N	82°29'40.99"W	9.20	$68.17	$627.16
Weymouth	28°12'33.64"N	82°29'40.42"W	6.90	$69.17	$477.27

OAKSTEAD - RIGHT OF WAY ASSESSMENT

Sidewalk

Summary Sheet

Subdivision	*Latitude*	*Longitude*	*Quantity (SYS)*	*Unit Cost*	*Cost*
Weymouth	28°12'31.20"N	82°29'41.10"W	9.20	$68.17	$627.16
Weymouth	28°12'31.46"N	82°29'42.26"W	16.10	$68.17	$1,097.54
Weymouth	28°12'31.53"N	82°29'43.91"W	9.20	$68.17	$627.16
				$68.17	
				$68.17	
				$68.17

TREE REMOVAL

AMERICAN STRUCTUREPOINT INC.

OAKSTEAD - RIGHT OF WAY ASSESSMENT

Tree Removal

Summary Sheet

Subdivision	*Latitude*	*Longitude*	*Quantity (EACH)*	*Unit Cost*	*Cost*
Ashmonte - 1	28°12'23.09"N	82°29'41.68"W	1	$1,500.00	$1,500.00
Ashmonte - 2	28°12'23.18"N	82°29'41.87"W	1	$1,500.00	$1,500.00
Ashmonte - 3	28°12'24.14"N	82°29'42.47"W	1	$1,500.00	$1,500.00
Ashmonte - 4	28°12'25.09"N	82°29'42.55"W	1	$1,500.00	$1,500.00
Ashmonte - 5	28°12'24.46"N	82°29'42.64"W	1	$1,500.00	$1,500.00
Ashmonte - 6	28°12'22.58"N	82°29'41.74"W	1	$1,500.00	$1,500.00
Ashmonte - 7	28°12'22.70"N	82°29'41.98"W	2	$1,500.00	$3,000.00
Ashmonte - 8	28°12'22.10"N	82°29'43.16"W	1	$1,500.00	$1,500.00
Ashmonte - 9	28°12'21.53"N	82°29'43.41"W	1	$1,500.00	$1,500.00
Ashmonte - 10	28°12'20.76"N	82°29'43.74"W	1	$1,500.00	$1,500.00
Ashmonte - 11	28°12'19.07"N	82°29'43.52"W	1	$1,500.00	$1,500.00
Ashmonte - 12	28°12'17.47"N	82°29'43.66"W	1	$1,500.00	$1,500.00
Ashmonte - 13	28°12'17.16"N	82°29'43.19"W	1	$1,500.00	$1,500.00
Ashmonte - 14	28°12'16.88"N	82°29'43.52"W	1	$1,500.00	$1,500.00
Ashmonte - 15	28°12'14.48"N	82°29'43.71"W	1	$1,500.00	$1,500.00
Ashmonte - 16	28°12'22.55"N	82°29'40.80"W	1	$1,500.00	$1,500.00
Ashmonte - 17	28°12'21.82"N	82°29'40.47"W	1	$1,500.00	$1,500.00
Ashmonte - 18	28°12'18.33"N	82°29'40.03"W	1	$1,500.00	$1,500.00
Ashmonte - 19	28°12'16.96"N	82°29'40.06"W	1	$1,500.00	$1,500.00
Ashmonte - 20	28°12'15.74"N	89°29'40.00"W	1	$1,500.00	$1,500.00
Ashmonte - 21	28°12'14.72"N	82°29'40.09"W	2	$1,500.00	$3,000.00
Ashmonte - 22	28°12'10.42"N	82°29'48.49"W	2	$1,500.00	$3,000.00
Ashmonte - 23	28°12'09.96"N	82°29'47.70"W	1	$1,500.00	$1,500.00
Ashmonte - 24	28°12'11.20"N	82°29'46.38"W	1	$1,500.00	$1,500.00
Ashmonte - 25	28°12'12.23"N	82°29'45.22"W	1	$1,500.00	$1,500.00
Ashmonte - 26	28°12'15.47"N	82°29'43.26"W	1	$1,500.00	$1,500.00
Ashmonte - 27	28°12'17.31"N	82°29'43.28"W	1	$1,500.00	$1,500.00
Ashmonte - 28	28°12'23.75"N	82°29'41.63"W	1	$1,500.00	$1,500.00
Ashmonte - 29	28°12'21.14"N	82°29'40.61"W	1	$1,500.00	$1,500.00
Ashmonte - 30	28°12'20.29"N	82°29'40.61"W	1	$1,500.00	$1,500.00
Ashmonte - 31	28°12'24.24"N	82°29'42.26"W	1	$1,500.00	$1,500.00
Ballastone - 1	28°12'44.26"N	82°29'1.33"W	1	$1,500.00	$1,500.00
Ballastone - 2	28°12'41.77"N	82°29'1.22"W	1	$1,500.00	$1,500.00
Ballastone - 3	28°12'39.79"N	82°29'2.15"W	1	$1,500.00	$1,500.00
Ballastone - 4	28°12'39.44"N	82°29'1.61"W	1	$1,500.00	$1,500.00
Ballastone - 5	28°12'40.17"N	82°29'1.22"W	1	$1,500.00	$1,500.00
Ballastone - 6	28°12'41.38"N	82°29'0.89"W	1	$1,500.00	$1,500.00
Ballastone - 7	28°12'42.35"N	82°28'59.85"W	1	$1,500.00	$1,500.00
Ballastone - 8	28°12'42.16"N	82°28'59.11"W	1	$1,500.00	$1,500.00
Ballastone - 9	28°12'41.38"N	82°28'58.09"W	1	$1,500.00	$1,500.00
Ballastone - 10	28°12'40.61"N	82°28'56.99"W	1	$1,500.00	$1,500.00
Ballastone - 11	28°12'40.24"N	82°28'56.03"W	1	$1,500.00	$1,500.00
Ballastone - 12	28°12'34.89"N	82°28'51.91"W	1	$1,500.00	$1,500.00
Ballastone - 13	28°12'36.47"N	82°28'49.88"W	1	$1,500.00	$1,500.00
Ballastone - 14	28°12'36.77"N	82°28'49.82"W	1	$1,500.00	$1,500.00

OAKSTEAD - RIGHT OF WAY ASSESSMENT

Tree Removal

Summary Sheet

Subdivision	*Latitude*	*Longitude*	*Quantity (EACH)*	*Unit Cost*	*Cost*
Ballastone - 15	28°12'39.20"N	82°28'52.27"W	1	$1,500.00	$1,500.00
Ballastone - 16	28°12'39.31"N	82°28'52.87"W	1	$1,500.00	$1,500.00
Ballastone - 17	28°12'39.94"N	82°28'53.59"W	1	$1,500.00	$1,500.00
Ballastone - 18	28°12'42.10"N	82°28'58.18"W	1	$1,500.00	$1,500.00
Ballastone - 19	28°12'42.89"N	82°28'59.08"W	1	$1,500.00	$1,500.00
Ballastone - 20	28°12'43.64"N	82°29'0.15"W	1	$1,500.00	$1,500.00
Ballastone - 21	28°12'44.20"N	82°29'0.70"W	1	$1,500.00	$1,500.00
Ballastone - 22	28°12'48.27"N	82°28'59.05"W	1	$1,500.00	$1,500.00
Ballastone - 23	28°12'45.56"N	82°29'2.48"W	1	$1,500.00	$1,500.00
Ballastone - 24	28°12'45.13"N	82°29'2.60"W	1	$1,500.00	$1,500.00
Ballastone - 25	28°12'44.36"N	82°29'1.55"W	1	$1,500.00	$1,500.00
Brenford - 1	28°12'20.19"N	82°29'12.16"W	1	$1,500.00	$1,500.00
Brenford - 2	28°12'20.26"N	82°29'11.93"W	1	$1,500.00	$1,500.00
Brenford - 3	28°12'21.72"N	82°29'12.54"W	1	$1,500.00	$1,500.00
Brenford - 4	28°12'22.33"N	82°29'13.28"W	1	$1,500.00	$1,500.00
Brenford - 5	28°12'24.51"N	82°29'13.06"W	1	$1,500.00	$1,500.00
Brenford - 6	28°12'27.28"N	82°29'11.41"W	1	$1,500.00	$1,500.00
Brenford - 7	28°12'28.18"N	82°29'11.96"W	1	$1,500.00	$1,500.00
Brenford - 8	28°12'29.30"N	82°29'11.60"W	1	$1,500.00	$1,500.00
Brenford - 9	28°12'28.76"N	82°29'14.68"W	1	$1,500.00	$1,500.00
Brenford - 10	28°12'30.16"N	82°29'18.80"W	1	$1,500.00	$1,500.00
Brenford - 11	28°12'31.00"N	82°29'20.72"W	1	$1,500.00	$1,500.00
Brenford - 12	28°12'22.20"N	82°29'14.21"W	1	$1,500.00	$1,500.00
Brenford - 13	28°12'31.72"N	82°29'22.59"W	2	$1,500.00	$3,000.00
Brenford - 14	28°12'31.70"N	82°29'23.06"W	1	$1,500.00	$1,500.00
Brenford - 15	28°12'31.39"N	82°29'24.43"W	1	$1,500.00	$1,500.00
Brenford - 16	28°12'30.54"N	82°29'25.61"W	2	$1,500.00	$3,000.00
Brenford - 17	28°12'31.35"N	82°29'21.02"W	2	$1,500.00	$3,000.00
Brenford - 18	28°12'25.90"N	82°29'14.60"W	1	$1,500.00	$1,500.00
Brenford - 19	28°12'22.27"N	82°29'14.49"W	2	$1,500.00	$3,000.00
Brenford - 20	28°12'19.52"N	82°29'16.16"W	1	$1,500.00	$1,500.00
Brenford - 21	28°12'19.06"N	82°29'16.49"W	2	$1,500.00	$3,000.00
Brenford - 22	28°12'21.17"N	82°29'14.79"W	1	$1,500.00	$1,500.00
Brenford - 23	28°12'20.66"N	82°29'15.15"W	1	$1,500.00	$1,500.00
Brenford - 24	28°12'20.19"N	82°29'15.45"W	1	$1,500.00	$1,500.00
Brenford - 25	28°12'19.65"N	82°29'15.92"W	1	$1,500.00	$1,500.00
Brenford - 26	28°12'24.54"N	82°29'13.53"W	1	$1,500.00	$1,500.00
Brenford - 27	28°12'25.74"N	82°29'13.86"W	1	$1,500.00	$1,500.00
Brenford - 28	28°12'26.80"N	82°29'12.37"W	1	$1,500.00	$1,500.00
Brenford - 29	28°12'29.09"N	82°29'12.84"W	1	$1,500.00	$1,500.00
Brenford - 30	28°12'29.16"N	82°29'17.29"W	1	$1,500.00	$1,500.00
Brenford - 31	28°12'30.70"N	82°29'20.70"W	1	$1,500.00	$1,500.00
Brenford - 32	28°12'31.42"N	82°29'22.01"W	1	$1,500.00	$1,500.00
Brenford - 33	28°12'31.54"N	82°29'23.88"W	1	$1,500.00	$1,500.00
Brenford - 34	28°12'28.83"N	82°29'26.19"W	1	$1,500.00	$1,500.00

OAKSTEAD - RIGHT OF WAY ASSESSMENT

Tree Removal

Summary Sheet

Subdivision	*Latitude*	*Longitude*	*Quantity (EACH)*	*Unit Cost*	*Cost*
Brenford - 35	28°12'28.54"N	82°29'25.50"W	1	$1,500.00	$1,500.00
Brenford - 36	28°12'27.90"N	82°29'24.21"W	1	$1,500.00	$1,500.00
Brenford - 37	28°12'29.07"N	82°29'22.98"W	1	$1,500.00	$1,500.00
Brenford - 38	28°12'26.73"N	82°29'17.29"W	1	$1,500.00	$1,500.00
Brenford - 39	28°12'16.39"N	82°29'14.74"W	1	$1,500.00	$1,500.00
Hillington - 1	28°12'45.19"N	82°29'30.47"W	1	$1,500.00	$1,500.00
Hillington - 2	28°12'44.29"N	82°29'28.85"W	1	$1,500.00	$1,500.00
Hillington - 3	28°12'42.47"N	82°29'29.57"W	1	$1,500.00	$1,500.00
Hillington - 4	28°12'42.48"N	82°29'29.73"W	1	$1,500.00	$1,500.00
Hillington - 5	28°12'40.81"N	82°29'29.71"W	1	$1,500.00	$1,500.00
Hillington - 6	28°12'40.81"N	82°29'29.71"W	1	$1,500.00	$1,500.00
Hillington - 7	28°12'43.35"N	82°29'26.19"W	1	$1,500.00	$1,500.00
Hillington - 8	28°12'42.48"N	82°29'25.97"W	1	$1,500.00	$1,500.00
Hillington - 9	28°12'41.57"N	82°29'25.26"W	1	$1,500.00	$1,500.00
Hillington - 10	28°12'40.67"N	82°29'25.53"W	1	$1,500.00	$1,500.00
Hillington - 11	28°12'46.65"N	82°29'30.67"W	1	$1,500.00	$1,500.00
Hillington - 12	28°12'48.43"N	82°29'31.24"W	1	$1,500.00	$1,500.00
Hillington - 13	28°12'49.73"N	82°29'31.08"W	1	$1,500.00	$1,500.00
Hillington - 14	28°12'51.87"N	82°29'31.00"W	1	$1,500.00	$1,500.00
Hillington - 15	28°12'52.79"N	82°29'30.94"W	1	$1,500.00	$1,500.00
Hillington - 16	28°12'54.69"N	82°29'31.22"W	1	$1,500.00	$1,500.00
Hillington - 17	28°12'55.10"N	82°29'33.14"W	1	$1,500.00	$1,500.00
Hillington - 18	28°12'55.20"N	82°29'34.87"W	1	$1,500.00	$1,500.00
Hillington - 19	28°12'53.31"N	82°29'39.79"W	1	$1,500.00	$1,500.00
Hillington - 20	28°12'52.17"N	82°29'38.52"W	1	$1,500.00	$1,500.00
Hillington - 21	28°12'52.08"N	82°29'38.19"W	1	$1,500.00	$1,500.00
Hillington - 22	28°12'51.82"N	82°29'38.11"W	1	$1,500.00	$1,500.00
Hillington - 23	28°12'51.05"N	82°29'37.29"W	1	$1,500.00	$1,500.00
Hillington - 24	28°12'51.02"N	82°29'37.09"W	2	$1,500.00	$3,000.00
Hillington - 25	28°12'50.42"N	82°29'36.63"W	1	$1,500.00	$1,500.00
Hillington - 26	28°12'49.76"N	82°29'35.67"W	1	$1,500.00	$1,500.00
Hillington - 27	28°12'47.72"N	82°29'35.61"W	1	$1,500.00	$1,500.00
Hillington - 28	28°12'47.14"N	82°29'36.65"W	1	$1,500.00	$1,500.00
Hillington - 29	28°12'47.76"N	82°29'37.26"W	1	$1,500.00	$1,500.00
Hillington - 30	28°12'48.73"N	82°29'38.49"W	1	$1,500.00	$1,500.00
Hillington - 31	28°12'49.32"N	82°29'39.10"W	1	$1,500.00	$1,500.00
Hillington - 32	28°12'50.60"N	82°29'40.61"W	1	$1,500.00	$1,500.00
Hillington - 33	28°12'20.60"N	82°29'25.56"W	1	$1,500.00	$1,500.00
Hillington - 34	28°12'40.99"N	82°29'26.02"W	1	$1,500.00	$1,500.00
Hillington - 35	28°12'41.17"N	82°29'26.13"W	1	$1,500.00	$1,500.00
Hillington - 36	28°12'42.09"N	82°29'26.05"W	1	$1,500.00	$1,500.00
Hillington - 37	28°12'43.75"N	82°29'27.56"W	1	$1,500.00	$1,500.00
Hillington - 38	28°12'43.92"N	82°29'28.19"W	1	$1,500.00	$1,500.00
Hillington - 39	28°12'43.03"N	82°29'29.13"W	1	$1,500.00	$1,500.00
Hillington - 40	28°12'41.32"N	82°29'28.99"W	1	$1,500.00	$1,500.00

OAKSTEAD - RIGHT OF WAY ASSESSMENT

Tree Removal

Summary Sheet

Subdivision	*Latitude*	*Longitude*	*Quantity (EACH)*	*Unit Cost*	*Cost*
Hillington - 41	28°12'40.84"N	82°29'29.13"W	1	$1,500.00	$1,500.00
Hillington - 42	28°12'44.20"N	82°29'29.57"W	1	$1,500.00	$1,500.00
Hillington - 43	28°12'44.61"N	82°29'30.01"W	1	$1,500.00	$1,500.00
Hillington - 44	28°12'46.27"N	82°29'31.19"W	1	$1,500.00	$1,500.00
Hillington - 45	28°12'47.53"N	82°29'31.46"W	1	$1,500.00	$1,500.00
Hillington - 46	28°12'47.99"N	82°29'31.71"W	1	$1,500.00	$1,500.00
Hillington - 47	28°12'49.74"N	82°29'31.82"W	1	$1,500.00	$1,500.00
Hillington - 48	28°12'51.74"N	82°29'31.33"W	1	$1,500.00	$1,500.00
Hillington - 49	28°12'51.94"N	82°29'31.44"W	1	$1,500.00	$1,500.00
Hillington - 50	28°12'52.89"N	82°29'31.44"W	1	$1,500.00	$1,500.00
Hillington - 51	28°12'53.38"N	82°29'31.60"W	1	$1,500.00	$1,500.00
Hillington - 52	28°12'54.53"N	82°29'31.49"W	1	$1,500.00	$1,500.00
Hillington - 53	28°12'54.74"N	82°29'32.89"W	1	$1,500.00	$1,500.00
Hillington - 54	28°12'54.78"N	82°29'34.07"W	1	$1,500.00	$1,500.00
Hillington - 55	28°12'54.97"N	82°29'35.01"W	1	$1,500.00	$1,500.00
Hillington - 56	28°12'52.14"N	82°29'37.73"W	1	$1,500.00	$1,500.00
Hillington - 57	28°12'50.14"N	82°29'35.61"W	1	$1,500.00	$1,500.00
Hillington - 58	28°12'49.54"N	82°29'35.01"W	1	$1,500.00	$1,500.00
Hillington - 59	28°12'47.58"N	82°29'37.70"W	1	$1,500.00	$1,500.00
Hillington - 60	28°12'48.89"N	82°29'39.02"W	1	$1,500.00	$1,500.00
Hillington - 61	28°12'49.97"N	82°29'40.20"W	2	$1,500.00	$3,000.00
Hillington - 62	28°12'50.61"N	82°29'40.99"W	1	$1,500.00	$1,500.00
Hillington - 63	28°12'51.20"N	82°29'41.63"W	1	$1,500.00	$1,500.00
Hillington - 64	28°12'50.16"N	82°29'31.46"W	1	$1,500.00	$1,500.00
Hillington - 65	28°12'53.68"N	82°29'39.02"W	1	$1,500.00	$1,500.00
Hillington - 66	28°13'46.78"N	82°29'34.18"W	1	$1,500.00	$1,500.00
Hillington - 67	28°13'46.31"N	82°29'34.13"W	1	$1,500.00	$1,500.00
Hillington - 68	28°13'45.80"N	82°29'34.07"W	1	$1,500.00	$1,500.00
Hillington - 69	28°12'46.07"N	82°29'33.66"W	1	$1,500.00	$1,500.00
Hillington - 70	28°12'45.02"N	82°29'33.77"W	1	$1,500.00	$1,500.00
Hillington - 71	28°12'44.44"N	82°29'33.19"W	1	$1,500.00	$1,500.00
Keswick - 1	28°12'12.73"N	82°29'29.87"W	1	$1,500.00	$1,500.00
Keswick - 2	28°12'14.39"N	82°29'27.78"W	1	$1,500.00	$1,500.00
Keswick - 3	28°12'14.51"N	82°29'27.48"W	1	$1,500.00	$1,500.00
Keswick - 4	28°12'17.06"N	82°29'23.30"W	1	$1,500.00	$1,500.00
Keswick - 5	28°12'18.05"N	82°29'24.13"W	1	$1,500.00	$1,500.00
Keswick - 6	28°12'17.96"N	82°29'24.68"W	1	$1,500.00	$1,500.00
Keswick - 7	28°12'17.94"N	82°29'28.63"W	1	$1,500.00	$1,500.00
Keswick - 8	28°12'17.96"N	82°29'29.24"W	1	$1,500.00	$1,500.00
Keswick - 9	28°12'17.99"N	82°29'31.05"W	1	$1,500.00	$1,500.00
Keswick - 10	28°12'20.03"N	82°29'32.72"W	1	$1,500.00	$1,500.00
Keswick - 11	28°12'20.37"N	82°29'32.48"W	1	$1,500.00	$1,500.00
Keswick - 12	28°12'20.95"N	82°29'30.67"W	2	$1,500.00	$3,000.00
Keswick - 13	28°12'21.17"N	82°29'31.46"W	1	$1,500.00	$1,500.00
Keswick - 14	28°12'21.74"N	82°29'32.48"W	2	$1,500.00	$3,000.00

OAKSTEAD - RIGHT OF WAY ASSESSMENT

Tree Removal

Summary Sheet

Subdivision	*Latitude*	*Longitude*	*Quantity (EACH)*	*Unit Cost*	*Cost*
Keswick - 15	28°12'22.31"N	82°29'33.85"W	1	$1,500.00	$1,500.00
Keswick - 16	28°12'21.07"N	82°29'32.81"W	1	$1,500.00	$1,500.00
Keswick - 17	28°12'20.74"N	82°29'32.98"W	1	$1,500.00	$1,500.00
Keswick - 18	28°12'19.24"N	82°29'32.98"W	1	$1,500.00	$1,500.00
Keswick - 19	28°12'18.47"N	82°29'32.95"W	1	$1,500.00	$1,500.00
Keswick - 20	28°12'17.59"N	82°29'32.81"W	2	$1,500.00	$3,000.00
Keswick - 21	28°12'16.75"N	82°29'32.98"W	1	$1,500.00	$1,500.00
Keswick - 22	28°12'12.21"N	82°29'30.67"W	1	$1,500.00	$1,500.00
Keswick - 23	28°12'13.52"N	82°29'29.68"W	1	$1,500.00	$1,500.00
Keswick - 24	28°12'15.20"N	82°29'29.35"W	1	$1,500.00	$1,500.00
Keswick - 25	28°12'14.99"N	82°29'28.99"W	1	$1,500.00	$1,500.00
Keswick - 26	28°12'14.57"N	82°29'28.33"W	1	$1,500.00	$1,500.00
Keswick - 27	28°12'15.01"N	82°29'26.47"W	1	$1,500.00	$1,500.00
Keswick - 28	28°12'15.10"N	82°29'24.54"W	1	$1,500.00	$1,500.00
Keswick - 29	28°12'15.67"N	82°29'23.50"W	1	$1,500.00	$1,500.00
Keswick - 30	28°12'17.53"N	82°29'24.10"W	1	$1,500.00	$1,500.00
Keswick - 31	28°12'17.52"N	82°29'25.81"W	1	$1,500.00	$1,500.00
Keswick - 32	28°12'17.47"N	82°29'26.35"W	1	$1,500.00	$1,500.00
Keswick - 33	28°12'17.66"N	82°29'27.29"W	2	$1,500.00	$3,000.00
Keswick - 34	28°12'17.72"N	82°29'28.03"W	1	$1,500.00	$1,500.00
Keswick - 35	28°12'17.74"N	82°29'29.13"W	1	$1,500.00	$1,500.00
Keswick - 36	28°12'17.57"N	82°29'30.01"W	1	$1,500.00	$1,500.00
Keswick - 37	28°12'17.56"N	82°29'31.16"W	2	$1,500.00	$3,000.00
Keswick - 38	28°12'16.53"N	82°29'32.45"W	1	$1,500.00	$1,500.00
Keswick - 39	28°12'15.71"N	82°29'32.51"W	1	$1,500.00	$1,500.00
Keswick - 40	28°12'14.73"N	82°29'32.45"W	1	$1,500.00	$1,500.00
Keswick - 41	28°12'12.41"N	82°29'31.93"W	1	$1,500.00	$1,500.00
Keswick - 42	28°12'12.92"N	82°29'30.31"W	1	$1,500.00	$1,500.00
Keswick - 43	28°12'13.16"N	82°29'30.17"W	1	$1,500.00	$1,500.00
Marchmont - 1	28°13'10.03"N	82°29'45.64"W	1	$1,500.00	$1,500.00
Marchmont - 2	28°13'2.99"N	82°29'48.08"W	1	$1,500.00	$1,500.00
Marchmont - 3	28°13'2.45"N	82°29'43.82"W	1	$1,500.00	$1,500.00
Marchmont - 4	28°13'2.09"N	82°29'43.88"W	1	$1,500.00	$1,500.00
Marchmont - 5	28°13'02.43"N	82°29'43.44"W	1	$1,500.00	$1,500.00
Marchmont - 6	28°13'03.92"N	82°29'43.82"W	1	$1,500.00	$1,500.00
Marchmont - 7	28°13'10.71"N	82°29'42.56"W	1	$1,500.00	$1,500.00
Marchmont - 8	28°13'10.51"N	82°29'42.23"W	1	$1,500.00	$1,500.00
Marchmont - 9	28°13'10.47"N	82°29'46.60"W	1	$1,500.00	$1,500.00
Marchmont - 10	28°13'10.52"N	82°29'47.23"W	1	$1,500.00	$1,500.00
Marchmont - 11	28°13'10.25"N	82°29'50.63"W	1	$1,500.00	$1,500.00
Marchmont - 12	28°13'10.57"N	82°29'50.72"W	1	$1,500.00	$1,500.00
Marchmont - 13	28°13'12.33"N	82°29'45.44"W	1	$1,500.00	$1,500.00
Marchmont - 14	28°13'13.47"N	82°29'45.66"W	1	$1,500.00	$1,500.00
Marchmont - 15	28°13'15.36"N	82°29'45.72"W	1	$1,500.00	$1,500.00
Marchmont - 16	28°13'16.74"N	82°29'45.33"W	1	$1,500.00	$1,500.00

OAKSTEAD - RIGHT OF WAY ASSESSMENT

Tree Removal

Summary Sheet

Subdivision	*Latitude*	*Longitude*	*Quantity (EACH)*	*Unit Cost*	*Cost*
Marchmont - 17	28°13'20.82"N	82°29'45.42"W	1	$1,500.00	$1,500.00
Marchmont - 18	28°13'21.30"N	82°29'45.53"W	1	$1,500.00	$1,500.00
Marchmont - 19	28°13'22.77"N	82°29'45.75"W	1	$1,500.00	$1,500.00
Marchmont - 20	28°13'23.79"N	82°29'45.72"W	1	$1,500.00	$1,500.00
Marchmont - 21	28°13'24.51"N	82°29'45.88"W	1	$1,500.00	$1,500.00
Marchmont - 22	28°13'24.86"N	82°29'45.96"W	1	$1,500.00	$1,500.00
Marchmont - 23	28°13'25.73"N	82°29'42.56"W	1	$1,500.00	$1,500.00
Marchmont - 24	28°13'24.52"N	82°29'42.72"W	1	$1,500.00	$1,500.00
Marchmont - 25	28°13'23.27"N	82°29'42.75"W	1	$1,500.00	$1,500.00
Marchmont - 26	28°13'22.48"N	82°29'42.59"W	1	$1,500.00	$1,500.00
Marchmont - 27	28°13'21.30"N	82°29'42.56"W	1	$1,500.00	$1,500.00
Marchmont - 28	28°13'20.37"N	82°29'42.50"W	1	$1,500.00	$1,500.00
Marchmont - 29	28°13'20.37"N	82°29'42.50"W	1	$1,500.00	$1,500.00
Marchmont - 30	28°13'17.37"N	82°29'42.70"W	1	$1,500.00	$1,500.00
Marchmont - 31	28°13'18.42"N	82°29'41.68"W	1	$1,500.00	$1,500.00
Marchmont - 32	28°13'19.89"N	82°29'39.98"W	1	$1,500.00	$1,500.00
Marchmont - 33	28°13'24.73"N	82°29'40.25"W	1	$1,500.00	$1,500.00
Marchmont - 34	28°13'0.63"N	82°29'43.19"W	1	$1,500.00	$1,500.00
Marchmont - 35	28°13'03.06"N	82°29'43.27"W	1	$1,500.00	$1,500.00
Marchmont - 36	28°13'10.75"N	82°29'48.6"W	2	$1,500.00	$3,000.00
Marchmont - 37	28°13'11.01"N	82°29' 50.94"W	1	$1,500.00	$1,500.00
Marchmont - 38	28°13'10.71"N	82°29'49.34"W	1	$1,500.00	$1,500.00
Marchmont - 39	28°13'10.93"N	82°29'47.83"W	1	$1,500.00	$1,500.00
Marchmont - 40	28°13'10.75"N	82°29'46.76"W	1	$1,500.00	$1,500.00
Marchmont - 41	28°13'10.32"N	82°29'50.74"W	1	$1,500.00	$1,500.00
Marchmont - 42	28°13'10.49"N	82°29'46.60"W	1	$1,500.00	$1,500.00
Marchmont - 43	28°13'10.52"N	82°29'47.42"W	1	$1,500.00	$1,500.00
Marchmont - 44	28°13'10.71"N	82°29'43.30"W	1	$1,500.00	$1,500.00
Marchmont - 45	28°13'10.86"N	82°29'42.94"W	1	$1,500.00	$1,500.00
Marchmont - 46	28°13'11.28"N	82°29'41.16"W	1	$1,500.00	$1,500.00
Marchmont - 47	28°13'11.40"N	82°29'39.04"W	1	$1,500.00	$1,500.00
Marchmont - 48	28°13'12.41"N	82°29'45.09"W	1	$1,500.00	$1,500.00
Marchmont - 49	28°13'12.33"N	82°29'45.44"W	1	$1,500.00	$1,500.00
Marchmont - 50	28°13'12.70"N	82°29'45.66"W	1	$1,500.00	$1,500.00
Marchmont - 51	28°13'13.71"N	82°29'45.44"W	1	$1,500.00	$1,500.00
Marchmont - 52	28°13'16.06"N	82°29'43.71"W	1	$1,500.00	$1,500.00
Marchmont - 53	28°13'15.90"N	82°29'43.36"W	1	$1,500.00	$1,500.00
Marchmont - 54	28°13'15.86"N	82°29'42.97"W	1	$1,500.00	$1,500.00
Marchmont - 55	28°13'16.43"N	82°29'42.28"W	1	$1,500.00	$1,500.00
Marchmont - 56	28°13'18.52"N	82°29'42.17"W	1	$1,500.00	$1,500.00
Marchmont - 57	28°13'18.52"N	82°29'42.17"W	1	$1,500.00	$1,500.00
Marchmont - 58	28°13'18.60"N	82°29'40.53"W	1	$1,500.00	$1,500.00
Marchmont - 59	28°13'19.15"N	82°29'39.35"W	1	$1,500.00	$1,500.00
Marchmont - 60	28°13'19.63"N	82°29'39.65W	1	$1,500.00	$1,500.00
Marchmont - 61	28°13'20.37"N	82°29'39.73"W	1	$1,500.00	$1,500.00

OAKSTEAD - RIGHT OF WAY ASSESSMENT

Tree Removal

Summary Sheet

Subdivision	*Latitude*	*Longitude*	*Quantity (EACH)*	*Unit Cost*	*Cost*
Marchmont - 62	28°13'20.68"N	82°29'39.65"W	1	$1,500.00	$1,500.00
Marchmont - 63	28°13'21.88"N	82°29'39.70"W	1	$1,500.00	$1,500.00
Marchmont - 64	28°13'22.43"N	82°29'39.79"W	1	$1,500.00	$1,500.00
Marchmont - 65	28°13'23.15"N	82°29'39.65"W	1	$1,500.00	$1,500.00
Marchmont - 66	28°13'25.85"N	82°29'40.03"W	1	$1,500.00	$1,500.00
Marchmont - 67	28°13'26.16"N	82°29'40.31"W	1	$1,500.00	$1,500.00
Marchmont - 68	28°13'26.25"N	82°29'41.41"W	1	$1,500.00	$1,500.00
Marchmont - 69	28°13'26.06"N	82°29'43.16"W	1	$1,500.00	$1,500.00
Marchmont - 70	28°13'26.25"N	82°29'41.41"W	1	$1,500.00	$1,500.00
Marchmont - 71	28°13'25.50"N	82°29'43.16"W	1	$1,500.00	$1,500.00
Marchmont - 72	28°13'23.38"N	82°29'43.00"W	1	$1,500.00	$1,500.00
Marchmont - 73	28°13'22.59"N	82°29'42.97"W	1	$1,500.00	$1,500.00
Marchmont - 74	28°13'22.14"N	82°29'42.94"W	1	$1,500.00	$1,500.00
Marchmont - 75	28°13'20.81"N	82°29'43.05"W	1	$1,500.00	$1,500.00
Marchmont - 76	28°13'20.33"N	82°29'42.97"W	1	$1,500.00	$1,500.00
Marchmont - 77	28°13'19.43"N	82°29'42.81"W	1	$1,500.00	$1,500.00
Marchmont - 78	28°13'18.90"N	82°29'42.89"W	1	$1,500.00	$1,500.00
Marchmont - 79	28°13'18.34"N	82°29'42.70"W	1	$1,500.00	$1,500.00
Marchmont - 80	28°13'25.47"N	82°29'46.79"W	1	$1,500.00	$1,500.00
Marchmont - 81	28°13'22.34"N	82°29'46.16"W	1	$1,500.00	$1,500.00
Marchmont - 82	28°13'19.04"N	82°29'45.86"W	2	$1,500.00	$3,000.00
Marchmont - 83	28°13'18.25"N	82°29'45.77"W	1	$1,500.00	$1,500.00
Marchmont - 84	28°13'17.67"N	82°29'45.94"W	1	$1,500.00	$1,500.00
Strathmore - 1	28°12'05.09°N	82°29'18.47°W	1	$1,500.00	$1,500.00
Strathmore - 2	28°12'05.01°N	82°29'16.88°W	1	$1,500.00	$1,500.00
Strathmore - 3	28°12'07.96°N	82°29'16.96°W	1	$1,500.00	$1,500.00
Strathmore - 4	28°12'15.05°N	82°29'09.02°W	1	$1,500.00	$1,500.00
Strathmore - 5	28°12'20.53°N	82°29'02.32°W	1	$1,500.00	$1,500.00
Strathmore - 6	28°12'22.65°N	82°29'03.45°W	1	$1,500.00	$1,500.00
Strathmore - 7	28°12'20.29"N	82°29'05.26"W	1	$1,500.00	$1,500.00
Strathmore - 8	28°12'17.78"N	82°29'04.93"W	1	$1,500.00	$1,500.00
Strathmore - 9	28°12'09.58"N	82°29'11.74"W	1	$1,500.00	$1,500.00
Strathmore - 10	28°12'08.42"N	82°29'15.23"W	1	$1,500.00	$1,500.00
Strathmore - 11	28°12'06.70"N	82°29'18.39"W	1	$1,500.00	$1,500.00
Strathmore - 12	28°12'9.55"N	82°29'18.39"W	1	$1,500.00	$1,500.00
Strathmore - 13	28°12'9.26"N	82°29'18.41"W	1	$1,500.00	$1,500.00
Strathmore - 14	28°12'11.22"N	82°29'12.32"W	1	$1,500.00	$1,500.00
Strathmore - 15	28°12'11.47"N	82°29'13.75"W	1	$1,500.00	$1,500.00
Strathmore - 16	28°12'11.19"N	82°29'17.29"W	1	$1,500.00	$1,500.00
Strathmore - 17	28°12'10.60"N	82°29'18.74"W	1	$1,500.00	$1,500.00
Strathmore - 18	28°12'10.98"N	82°29'18.77"W	1	$1,500.00	$1,500.00
Tanglewyld - 1	28°12'06.01"N	82°29'48.49"W	1	$1,500.00	$1,500.00
Tanglewyld - 2	28°11'54.22"N	82°29'44.51"W	1	$1,500.00	$1,500.00
Tanglewyld - 3	28°11'56.38"N	82°29'43.06"W	1	$1,500.00	$1,500.00
Tanglewyld - 4	28°11'55.88"N	82°29'43.44"W	1	$1,500.00	$1,500.00

OAKSTEAD - RIGHT OF WAY ASSESSMENT

Tree Removal

Summary Sheet

Subdivision	*Latitude*	*Longitude*	*Quantity (EACH)*	*Unit Cost*	*Cost*
Weymouth - 1	28° 12'40.60"N	82°29'37.20"W	1	$1,500.00	$1,500.00
Weymouth - 2	28°12'39.04"N	82°29'42.56"W	1	$1,500.00	$1,500.00
Weymouth - 3	28°12'39.24"N	82°29'43.41"W	1	$1,500.00	$1,500.00
Weymouth - 4	28°12'38.96"N	82°29'45.31"W	1	$1,500.00	$1,500.00
Weymouth - 5	28°12'37.86"N	82°29'38.25"W	1	$1,500.00	$1,500.00
Weymouth - 6	28°12'36.33"N	82°29'39.90"W	1	$1,500.00	$1,500.00
Weymouth - 7	28°12'36.27"N	82°29'40.75"W	1	$1,500.00	$1,500.00
Weymouth - 8	28°12'36.51"N	82°29'42.20"W	1	$1,500.00	$1,500.00
Weymouth - 9	28°12'36.37"N	82°29'42.70"W	1	$1,500.00	$1,500.00
Weymouth - 10	28°12'36.41"N	82°29'43.00"W	1	$1,500.00	$1,500.00
Weymouth - 11	28°12'36.35"N	82°29'48.57"W	1	$1,500.00	$1,500.00
Weymouth - 12	28°12'36.36"N	82°29'49.34"W	1	$1,500.00	$1,500.00
Weymouth - 13	28°12'34.11"N	82°29'49.51"W	1	$1,500.00	$1,500.00
Weymouth - 14	28°12'34.05"N	82°29'48.44"W	1	$1,500.00	$1,500.00
Weymouth - 15	28°12'34.05"N	82°29'45.06"W	1	$1,500.00	$1,500.00
Weymouth - 16	28°12'34.08"N	82°29'43.44"W	1	$1,500.00	$1,500.00
Weymouth - 17	28°12'34.14"N	82°29'42.97"W	2	$1,500.00	$3,000.00
Weymouth - 18	28°12'33.95"N	82°29'40.20"W	1	$1,500.00	$1,500.00
Weymouth - 19	28°12'32.31"N	82°29'39.29"W	1	$1,500.00	$1,500.00
Weymouth - 20	28°12'31.86"N	82°29'39.70"W	1	$1,500.00	$1,500.00
Weymouth - 21	28°12'30.93"N	82°29'41.82"W	1	$1,500.00	$1,500.00
Weymouth - 22	28°12'31.15"N	82°29'42.97"W	1	$1,500.00	$1,500.00
Weymouth - 23	28°12'30.99"N	82°29'43.71"W	1	$1,500.00	$1,500.00
Weymouth - 24	28°12'34.65"N	82°29'38.96"W	1	$1,500.00	$1,500.00
Weymouth - 25	28°12'35.82"N	82°29'38.55"W	1	$1,500.00	$1,500.00
Weymouth - 26	28°12'36.10"N	82°29'38.52"W	1	$1,500.00	$1,500.00
Weymouth - 27	28°12'41.04"N	82°29'36.49"W	1	$1,500.00	$1,500.00
Weymouth - 28	28°12'40.25"N	82°29'37.12"W	1	$1,500.00	$1,500.00
Weymouth - 29	28°12'39.38"N	82°29'37.81"W	1	$1,500.00	$1,500.00
Weymouth - 30	28°12'39.31"N	82°29'39.57"W	1	$1,500.00	$1,500.00
Weymouth - 31	28°12'39.38"N	82°29'38.49"W	1	$1,500.00	$1,500.00
Weymouth - 32	28°12'39.46"N	82°29'41.16"W	1	$1,500.00	$1,500.00
Weymouth - 33	28°12'39.90"N	82°29'45.47"W	1	$1,500.00	$1,500.00
Weymouth - 34	28°12'37.80"N	82°29'38.30"W	1	$1,500.00	$1,500.00
Weymouth - 35	28°12'37.51"N	82°29'38.63"W	1	$1,500.00	$1,500.00
Weymouth - 36	28°12'37.62"N	82°29'38.33"W	2	$1,500.00	$3,000.00
Weymouth - 37	28°12'36.69"N	82°29'39.07"W	1	$1,500.00	$1,500.00
Weymouth - 38	28°12'36.71"N	82°29'39.40"W	1	$1,500.00	$1,500.00
Weymouth - 39	28°12'36.68"N	82°29'42.26"W	2	$1,500.00	$3,000.00
Weymouth - 40	28°12'36.55"N	82°29'43.00"W	1	$1,500.00	$1,500.00
Weymouth - 41	28°12'36.66"N	82°29'44.87"W	1	$1,500.00	$1,500.00
Weymouth - 42	28°12'36.58"N	82°29'46.46"W	1	$1,500.00	$1,500.00
Weymouth - 43	28°12'36.79"N	82°29'48.38"W	1	$1,500.00	$1,500.00
Weymouth - 44	28°12'36.70"N	82°29'48.90"W	1	$1,500.00	$1,500.00
Weymouth - 45	28°12'36.86"N	82°29'46.65"W	1	$1,500.00	$1,500.00

OAKSTEAD - RIGHT OF WAY ASSESSMENT

Tree Removal

Summary Sheet

Subdivision	*Latitude*	*Longitude*	*Quantity (EACH)*	*Unit Cost*	*Cost*
Weymouth - 46	28°12'36.59"N	82°29'50.08"W	1	$1,500.00	$1,500.00
Weymouth - 47	28°12'36.33"N	82°29'50.06"W	1	$1,500.00	$1,500.00
Weymouth - 48	28°12'35.99"N	82°29'50.30"W	1	$1,500.00	$1,500.00
Weymouth - 49	28°12'29.00"N	82°29'50.06"W	1	$1,500.00	$1,500.00
Weymouth - 50	28°12'35.00"N	82°29'50.82"W	1	$1,500.00	$1,500.00
Weymouth - 51	28°12'34.64"N	82°29'50.25"W	1	$1,500.00	$1,500.00
Weymouth - 52	28°12'33.88"N	82°29'50.11"W	1	$1,500.00	$1,500.00
Weymouth - 53	28°12'33.58"N	82°29'49.12"W	1	$1,500.00	$1,500.00
Weymouth - 54	28°12'33.81"N	82°29'47.94"W	1	$1,500.00	$1,500.00
Weymouth - 55	28°12'33.81"N	82°29'47.94"W	2	$1,500.00	$3,000.00
Weymouth - 56	28°12'33.75"N	82°29'41.43"W	1	$1,500.00	$1,500.00
Weymouth - 57	28°12'33.61"N	82°29'40.99"W	1	$1,500.00	$1,500.00
Weymouth - 58	28°12'33.64"N	82°29'40.42"W	1	$1,500.00	$1,500.00
Weymouth - 59	28°12'31.20"N	82°29'41.10"W	1	$1,500.00	$1,500.00
Weymouth - 60	28°12'31.46"N	82°29'42.26"W	1	$1,500.00	$1,500.00
Weymouth - 61	28°12'31.53"N	82°29'43.91"W	1	$1,500.00	$1,500.00
				$1,500.00	$0.00
				$1,500.00	$0.00
				$1,500.00	$0

ESTIMATE

SPARKMAN BAYSIDE ELECTRIC LLC
3207 W Clifton St
Tampa, FL 33614

Info@SparkmanElectricFL.com
+1 (813) 326-6686
www.sparkmanbaysideelectric.com

SPARKMAN
BAYSIDE ELECTRIC
#EC13013543

Bill to
Complete IT
4900 Bridge Street
Tampa, FL 33611 United States

Ship to
Complete IT
4900 Bridge Street
Tampa, FL 33611 United States

Estimate details
Estimate no.: 11399
Estimate date: 10/09/2026
Expiration date: 11/09/2026

#	Date	Product or service	Description	Qty	Rate	Amount
1.		**Scope Of Work**	The inspection will be performed in accordance with the NEC 2020 and the Florida Building Code and will cover: • Panel & Enclosure — Cover and dead-front condition, corrosion, moisture or water intrusion, pest activity, weatherproofing and seals (NEMA rating suitability for exterior location), labeling and directory accuracy, working clearances. • Breakers & Overcurrent Protection — Breaker condition and sizing versus conductor ampacity, signs of overheating or arcing, loose or double-tapped terminations, GFCI/AFCI operation where required, thermal scan of terminations under load. • Grounding & Bonding — Grounding electrode and conductor, equipment grounding continuity, bonding of enclosures, gate operator, and metallic gate/fence components where applicable. • Gate Equipment & Connected Devices — Gate operator power feed and disconnect, access control / keypad / intercom power, gate and site lighting, photocells and timers, receptacles, junction boxes, and associated conduit and fittings. • Wiring Methods — Conduit, fittings, and underground transitions for physical damage, UV deterioration, improper wiring methods, and wet-location compliance.	1	$375.00	$375.00

		• Voltage & Load Check — Voltage readings at panel and gate operator; amperage draw on primary circuits during operation.			
2.	**Surge Protection**	Panel Surge Protection Type 2 SPD installed at the gate panel on a dedicated breaker; protects all downstream circuits	1	$525.00	$525.00
3.	**Exclusions & Findings Policy**	This estimate is for inspection only. Any deficiencies, code violations, damaged equipment, or other conditions discovered during the inspection will be documented in the report and quoted separately for the customer's approval. No corrective work will be performed without a signed estimate. Also excluded: • Repair, replacement, or programming of gate operators, motors, gate hardware, or access control systems (mechanical and low-voltage system diagnostics by the gate/access vendor) • Utility-side equipment, meter, and service conductors owned by the power company • Concealed or underground wiring not accessible without excavation or demolition • Permit fees (not required for inspection; any required for corrective work will be included in that separate estimate) • Any work not specifically listed in the Scope of Inspection	1	$0.00	$0.00
4.	**Thank You**	Thank you for considering SPARKMAN BAYSIDE ELECTRIC LLC for your electrical needs. We genuinely appreciate the opportunity to assist you with your project and are committed to delivering exceptional service. If you have any questions, need further clarification, or would like to discuss your estimate in more detail, please don't hesitate to reach out. We're here to help and ensure you feel confident and informed every step of the way. We look forward to the possibility of working together! Best regards, SPARKMAN BAYSIDE ELECTRIC LLC	1	$0.00	$0.00
		Total			**$900.00**
			Expiry date		11/09/2026

Complete I.T. Solution

Brivo

Solution	Price
Access Control: • (1) Large NEMA Enslosure • (2) ACS300 Controllers • (1) Power Supply • (1) Brivo Full Sized Reader with Keypad • (1) 2N Touchscreen Telecom Unit • (1) Pedestal & Enclosure for 2N Touchscreen Telecom Unit • Composite Cables • Labor Included	$15,296.00
Project Estimate Total	**$15,296.00**

Additional Brivo Monthly Licensing

Monthly License Fee	Price	QTY	Subtotal
Brivo Access Control Per Gate/Reader	$19.00	4	$76.00
Brivo Guest	$60.00	1	$60.00
VoIP Touchscreen Telecom Units	$40.00	1	$40.00
VoIP Phone For Directory/Call Box & Brivo Local API	$45.00	1	$45.00
Monthly Estimate			**$221.00**

David M. Bechtel

Low Energy, LED, Outdoor Lighting Specialist

Landscape—Architectural—Security

Call— 727-255-1982 *email—dbechtel046@gmail.com*

10136 Oak Dr. Hudson, Fl. 34669

Date: Oct. 20, 2026 #102606 **Phone:** 813-949-6591
Name: Oakstead CDD **email:**
Address: 3038 Oakstead Blvd **City:** Land O Lakes **State:** Fl. **Zip:** 34638

Job Description: Provide and install a low energy, LED, landscape and outdoor lighting system that includes the following equipment and materials as listed:

1.	20 Amp Control Pro 800 RGBW floodlight fixtures	$ 5,000.00
2.	20 - 3/4" x 72" threaded black pipe	$ 460.00
3.	140 - 3/4" x 90° elbows	$ 236.00
4.	450' of low energy wire	$ 570.00
5.	2- lighting remotes Color Changing	$ included
6.		$
7.		$
8.		$
9.		$
10.		$

This installation includes:
1. Complete re-wire of center island
2. re-condition 12 existing uplight fixtures and install new LED bulbs

Materials: $6,266.00
Tax: $exempt
26 Hrs. **Labor:** $2,200.00
Total Due: $8,466.00

*** The above work was performed in a timely and professional manner. All materials are guaranteed to be as specified. Warranties only apply to the equipment installed as listed above. Damage as a result of neglect or landscape maintenance equipment is not covered. Warranty claims may be made through the system installer. This installation includes (6) six months of complimentary maintenance provided monthly. Extended service plans available.**

Note: Always notify us prior to landscape or sod installation or maintenance that requires digging within six (6) feet of lighting fixtures or power units to avoid damaging underground lighting cable.

Signature

Oct. 20, 2026
Date

ESTIMATE

Pop N Art Woodworks, LLC
5230 Land O Lakes Blvd Unit 2895
Land O Lakes, FL 34639

popnartwoodworks@gmail.com
+1 (813) 600-8722

Bill to
Oakstead CDD
3038 Oakstead Boulevard
Land O Lakes, FL 34638

Ship to
Oakstead CDD
3038 Oakstead Boulevard
Land O Lakes, FL 34638

Estimate details
Estimate no.: 1295
Estimate date: 10/20/2026

#	Date	Product or service	Description	Qty	Rate	Amount
1.		**Services**	Sidewalk repair after tree damage. Prior to removal of trees by tree company, approximately 2700 square feet of damaged (raised by roots) sidewalk will be removed, and hauled away to nearby disposal facility. After removal stakes will be placed with caution tape to prevent residents from walking into the area on each side. Per client, a separate company has been contracted to remove 13 designated trees, stump, roots and other organic debris and fill the holes from tree stump removals. Once all tree removal has been completed, the area will be compacted, forms built and new sidewalks will be poured in fresh concrete at the same level as the surrounding area prior to their damage. Price is per square foot. All material and labor included.	2700	$27.00	$72,900.00

Total **$72,900.00**

Accepted date

Accepted by

INFRAMARK

OAKSTEAD CDD

SIDEWALK REPLACEMENT

REPORT ITEMS 1-15

Main Blvd and Oakstead Blvd

PREPARED FOR	PREPARED BY	PROPOSAL DATE
BOARD OF SUPERVISORS **OAKSTEAD CDD**	**INFRAMARK** **GABE MONTAGNA**	**OCTOBER 16, 2026** **DRAFT - SCOPE REVIEW**

37 PANELS
15 REPORT LOCATIONS

1,080 SF
ESTIMATED REPLACEMENT AREA

$16,200
DRAFT TOTAL AT $15.00 / SF

Labor, materials, equipment, demolition and cleanup included.

Demo: $5.00 / SF. Concrete installation: $10.00 / SF. Photo-based panel size allocation is subject to field verification. Panel dimensions supplied: 6 ft x 4 ft and 9 ft x 8 ft.

CLEAR PROJECT DELIVERY

COORDINATE **REPLACE** **RESTORE** **CLOSEOUT**

PROJECT OVERVIEW

Inframark proposes replacement of **37 sidewalk panels** at the 15 locations in Gabe Montagna's October 16, 2026 Oakstead CDD report. Estimated replacement area is **1,080 square feet**, based on supplied sizes and photo review.

4 LARGE	33 SMALL	$15.00 / SF
9 FT X 8 FT / 288 SF	6 FT X 4 FT / 792 SF	DEMO $5.00 + INSTALL $10.00

SCOPE OF WORK

- Coordinate the replacement limits at each report location and provide barricades for active work areas and curing concrete.
- Sawcut as needed at repair limits; demolish, remove and dispose of the 37 designated existing concrete panels.
- Prepare and compact the exposed base; set forms and place new concrete. Draft pricing assumes 4-inch-thick, 3,000 PSI concrete.
- Provide a broom finish, tooled edges and joints aligned with adjoining panels. Set replacement elevations for smooth transitions and drainage.
- Remove forms, backfill disturbed edges, reset salvageable sod and complete debris removal and final cleanup.

PROJECT INVESTMENT

DESCRIPTION	AREA	RATE	AMOUNT
Demolition, removal and disposal	1,080 SF	$5.00 / SF	$5,400
Concrete installation (materials included)	1,080 SF	$10.00 / SF	$10,800
DRAFT TOTAL - 37 PANELS	**1,080 SF**		**$16,200**

Includes labor, materials, equipment, mobilization, demolition, disposal and cleanup for the stated scope. Draft total is based on the quantities and assumptions detailed on page 3.

ITEMIZED PANEL SCHEDULE

Report quantities retained; panel sizes assigned from photo review.

ITEM	REPORT LOCATION	PANELS	SIZE / PANEL	AREA
1	Main Blvd	1	9 ft x 8 ft	72 SF
2	Main Blvd	2	9 ft x 8 ft	144 SF
3	Main Blvd	1	9 ft x 8 ft	72 SF
4	Oakstead Blvd	2	6 ft x 4 ft	48 SF
5	Oakstead Blvd	2	6 ft x 4 ft	48 SF
6	Oakstead Blvd	4	6 ft x 4 ft	96 SF
7	Oakstead Blvd	4	6 ft x 4 ft	96 SF
8	Oakstead Blvd	2	6 ft x 4 ft	48 SF
9	Oakstead Blvd	3	6 ft x 4 ft	72 SF
10	Oakstead Blvd	3	6 ft x 4 ft	72 SF
11	Oakstead Blvd	3	6 ft x 4 ft	72 SF
12	Oakstead Blvd	3	6 ft x 4 ft	72 SF
13	Oakstead Blvd	3	6 ft x 4 ft	72 SF
14	Oakstead Blvd	2	6 ft x 4 ft	48 SF
15	Oakstead Blvd	2	6 ft x 4 ft	48 SF
TOTAL		**37**		**1,080 SF**

PROJECT TERMS

Quantity basis: Items 1-3 are assumed to be 9 ft x 8 ft; items 4-15 are assumed to be 6 ft x 4 ft. Confirm dimensions, thickness and repair limits before final pricing. Any changes require written agreement before work.

Scope limits: Tree removal, major root removal, substantial unsuitable-soil replacement, added reinforcement, new sod and repairs beyond the listed panels are excluded unless separately approved.

Schedule & payment: Schedule upon written approval, subject to concrete availability and weather. Payment due upon completion by ACH.

Warranty: Six-month workmanship warranty; excludes movement caused by roots, settlement, third-party damage and normal concrete shrinkage cracking.

ACCEPTANCE & AUTHORIZATION

Draft amount: $16,200 - field quantities to be verified before issue.

Authorized representative / title

Signature

Date